



*White River*TM

CONTEMPORARY • TRADITIONAL • CLASSICAL
MILLWORK • KITCHEN & BATH

V7

OUR MISSION

INNOVATORS • EDUCATORS • THE INDUSTRY LEADER


White River Hardwoods-Woodworks, Inc.®, located in Northwest Arkansas, is a manufacturer of Embellished and Traditional Hardwood Mouldings and Woodcarvings. Products span 12 collections – over 3,200 In-Stock products for everything from interior millwork to accoutrements for custom cabinetry and furniture.

To discriminating specifiers and homeowners who are carrying traditional design influence into the 21st century, White River presents our **Volume 7** featuring our complete line of millwork products. Our sophisticated customer deserves the most professional, thorough, and concise information when specifying millwork for well-appointed interiors. White River is the Industry Leader in Innovation, Education, and your **OneSource** for both products and Design Solutions.

A PEEK AT WHITE RIVER'S FACILITIES



Weinig moulders at work



Standing Moulding Inventory & Shipping Area



Woodcarving Warehouse



Joan, Bruce, Jesse & Ben Johnson. While Joan handles product and literature development, Bruce and Ben create sales & marketing programs. Jesse supervises manufacturing and shipping.

HOW TO ORDER • DISTRIBUTION | White River products are available from a national network of professional dealers and direct accounts. Award-winning packaging, international shipment, overnight delivery, and drop-shipment available. Most In-Stock orders promptly shipped within 1-5 days. Go to www.WhiteRiver.com **Find A Dealer** near you, or call 1.800.558.0119 for further details.

DESIGN DIRECT PROGRAM | This exciting program is for specifiers and homeowners of large residential projects. White River's Design Professionals, with over 40 years of Interior Millwork Design experience, can undertake such monumental projects. Our Design Team works closely with specifiers and homeowners during all phases of construction. We offer hand-drawn renderings of room interiors, conceptual sketches, CAD drawings, and complete take-offs if required. There is a charge for these services. See complete program at WhiteRiver.com > Design Services Program.

DESIGN SOFTWARE SOLUTIONS | 2D/3D DFX/DWG files for AutoCAD - e-catalogs for products from 20-20 Technologies, Planit Solutions, AutoKitchen, Chief Architect and KCD Software. Crisp, clear color. Downloadable from WhiteRiver.com > Trade > Digital Design Solutions.

WHTIERIVER.COM | Offers a robust Product Section with detailed product info: species, description, size and CAD profiles. Our Design Gallery offers endless photography and renderings of room interiors, cabinetry and furniture. Our I-catalogs work across all devices and have been optimized for Apple devices. Visit WhiteRiver.com today.

White River is excited to be your Design Partner for the 21st century and extends an invitation to the World of Embellished Hardwood Mouldings and Woodcarvings with infinite design possibilities. With fresh new designs and state-of-the-art technology, the Sales Professionals at White River look forward to working with you – please contact us with your inquiry and comments. Thank you for requesting **Volume 7**, our comprehensive product catalog.



www.WhiteRiver.com For End-To-End Design Solutions
20-20 Technologies & Planit Solution Downloads • CAD • Online Catalogues
1.800.558.0119 • 479.442.6986 • Fax 479.444.0406 • E-mail info@WhiteRiver.com
40 Years of Millwork Excellence

EMBELLISHED HARDWOOD MOULDINGS |

489 In-Stock profiles for architectural millwork & cabinetry design. Five collections featuring complete moulding packages. All profiles In-Stock in Poplar, Red Oak or MDF denoted.

MON REALE® HARDWOOD MOULDINGS	2 - 17
142 Opulent high-relief architectural mouldings	
ELEGANT ADDITIONS • MDF	18 - 19
CONTEMPORARY MOULDINGS	20 - 23
PLASTER MEDALLIONS	24
ORNAMENTALLY EMBOSSED™ HARDWOOD MOULDINGS	25 - 32
92 Embossed profiles with Classically-inspired motifs	
TRADITIONAL AND CONTEMPORARY HARDWOOD MOULDINGS	33 - 49
219 Profiles – the backbone of Interior Millwork	
ROSETTES & PLYNTH BLOCKS, KEYSTONES, CROWN CORNER & BASE BLOCKS	50 - 51
MDF PRIMED	52
THE CLASSICAL ORDERS™	53 - 59
18 Interior Cornices • Proportioned applying the Rules of Classical Architecture	

ARCHITECTURAL MILLWORK DESIGN SERVICES, CUSTOM & SPECIALTY PRODUCTS |

Showcasing aspects of White River that set the bar on our capabilities. View elements of architectural designs, custom work, including woodcarvings, mantels, doors & radius work. Also, coffered ceiling systems and Metalwood™ finishes are reviewed. The WhiteRiver.com page offers a quick review of important resources that will aid you in design solutions.

DESIGN SERVICES, CUSTOM WORK, TILTON COFFERED CEILINGS, WHITE RIVER.COM, & METALWOOD FINISHES	61 - 69
--------------------------------------------------------------------------------------------------------------	---------

WOODCARVINGS |

603 In-Stock profiles handcarved in Maple & Cherry. Woodcarvings add depth and richness to interior millwork, cabinetry, and furniture applications. 144 In-Stock Lindenwood profiles. Inspired by Classical motifs. Additional species offered noted.

MOULDINGS & PEDIMENTS	72 - 76
CORBELS, CAPITALS, ONLAYS & CABINET PARTS	77 - 91
RANGEHOODS & MANTELS	92 - 93
LINDENWOOD	94 - 103
COLLECTIONS:	
CELTIC, BAROQUE, MADELINE, GAELIC, NOUVEAU, APEX, PINNACLE & INFINITY	104 - 109
MISSION, METRO, TRANSITIONAL, SHAKER, CONTEMPORARY, CLASSIC, TRADITIONAL	110 - 117
MANTELS	118 - 121
DESIGN CONCEPTS	122 - 132

STYLE MADE EASY |

Beautiful interior millwork design is created by the combination of large proportioned elements. In White River's Style Made Easy (SME) we do this work for you by offering 300 Large Combination Details (LCD's) taking the guesswork out of the design process.

CONTEMPORARY, COASTAL & COTTAGE DESIGNS	134 - 141
TRADITIONAL, ORNAMENTALLY EMBOSSED & MON REALE® DESIGNS	142 - 173
WINDOW & DOOR ELEVATIONS, MANTEL DESIGNS	174 - 181
ORNATE PANELLED WALL & CEILING DESIGNS, LARGE SCALE CEILING MEDALLIONS	182 - 187
RESINS	188
PHOTOGRAPHY OF INTERIORS	189 - 201
INDEX Profiles sorted alpha-numerically for easy reference and location of products.	202 - 208

EMBELLISHED HARDWOOD MOULDINGS

PRODUCT INFORMATION AND SPECIFICATIONS

White River™ offers a complementary collection of 489 In-Stock profiles for architectural millwork & cabinetry designs. Mon Reale® Ornamentally Embossed™, Traditional hardwood mouldings and all MDF mouldings are In-Stock, available for prompt shipment. Classical Orders profiles are Made-to-Order. For further product information see each collection description.

MANUFACTURER SPECIFICATIONS |

- Manufactured in Fayetteville, Arkansas from domestic Poplar & Red Oak, when denoted
- Hardwood lumber is NHLA-graded and kiln-dried to 6-8% moisture content
- Precision-machined with Weinig Moulders and Weinig Knife Tooling

SPECIFYING LENGTHS |

- Random length mouldings are produced from 65% 12' - 16' lumber
- Specified lengths include an upcharge of 20% for lengths up to 14' and 30% for lengths up to 15' - 16'
- Customer pays for additional footage needed to pull specified lengths and length availability is subject to inventoried lengths on hand
- Allow for 20% overage for pattern repeats and waste
- See complete policy on National Price List

CURVED WORK | Most Hardwood Mouldings are available - both in custom hardwood and resin - for curved, radius, or circle applications. Resins offer prompt shipment, ease of application, substantial savings, and stains or paints to match other millwork. For more information on ordering, see pg 188 or contact your White River Sales Representative.

CUSTOM WORK | White River provides custom services for species, profiles, and motifs. Species in-stock for custom mouldings: Northern Soft Maple, Northern Hard Maple, Clear Pine, Knotty Pine, Clear Alder, Knotty Alder, Red Oak, White Oak, Walnut, Mahogany, Cherry, Cypress, and Birch. Exotic species are available upon request. Contact your White River Sales Representative for more information.

FIRE RATING | NFPA Class C, UBC Class III

MON REALE® | A registered trademark of White River™ Hardwoods-Woodworks, Inc.® and includes: crowns, cases, baseboards, friezes and panel moulds.

ORNAMENTALLY EMBOSSED™ | A proprietary trademark of White River™ Hardwoods-Woodworks, Inc.® and includes: crowns, cases, baseboards, chairrails and panel moulds.

© 1989 - 2015 BY WHITE RIVER HARDWOODS-WOODWORKS, INC.® | Copyright claimed to the extent of all of its original and creative product designs, product numbers, photographs, drawings, text, the selection, coordination, arrangement, organization, placement, and ordering thereof, and other works herein reproduced. All rights reserved.

WHITE RIVER IS A MEMBER OF THESE ASSOCIATIONS |

AIA - American Institute of Architects

ICA&CA - The Institute of Classical Architecture and Classical America

ASID - American Society of Interior Designers

AWFS - Association of Woodworking and Furnishings Suppliers

AWI - Architectural Woodwork Institute

NKBA - National Kitchen and Bath Association

NAHB - National Association of Home Builders

WCMA - Wood Components Manufacturers Association

Autodesk®

Chief Architect®

**2020
TECHNOLOGIES**

autokitchen

**KCD
Software**



MON REALE® MOULDINGS

Poplar In-Stock

Mon Reale® Mouldings are an opulent collection of 142 high-relief Architectural Mouldings made in the U.S.A. These classically-inspired, sculptured mouldings are made from a fine grain overlay contoured to solid Poplar mouldings. The Mon Reale collection offers cornice mouldings, friezes, cases, bases, and panel moulds. Manufactured in the U.S.A. from clear Poplar. They can be stained, painted, or glazed and install with standard woodworking tools.

PHOTO I Traditional, robust proportions are accomplished with a coffered ceiling embellished with medallions, crown moulding, and halogen micro-lighting.

COLLECTIONS FEATURED I MON REALE MOULDINGS • TRADITIONAL MOULDINGS • WOODCARVINGS
PRODUCTS SPECIFIED I CA391, CM8856, DE171, DS1X4, PM50

CORNICE MOULDINGS

POPLAR IN-STOCK



CM8780 - Acanthus Leaf & Coin
 1 1/16" x 8 1/2" 6 3/4"h x 5 1/4"d



CM8784 - Acanthus Leaf
 1 1/16" x 8" 6 1/4"h x 5 1/8"d



CM8781 - Acanthus Leaf, Egg & Dart
 1 1/16" x 8" 6 1/8"h x 5 1/8"d



CM8785 - Large Egg & Dart
 1 1/16" x 7" 5 3/8"h x 4 1/2"d



CM8782 - Acanthus Leaf
 13/16" x 5 1/2" 4 3/8"h x 3 3/8"d



CM8786 - Small Acanthus Leaf
 3/4" x 5" 4"h x 3 1/8"d



CM8783 - Small Acanthus Leaf
 3/4" x 2 3/4" 2 1/8"h x 1 5/8" d



CM8790 - Egg & Dart
 1" x 2 1/2" 2"h x 1 1/16"d



CM8801 - Large Acanthus Leaf and Tongue
 7/8" x 6" Pattern Repeats 7" 4 3/4"h x 3 3/4"d



CM8810 - Medium Acanthus Leaf
 15/16" x 4 3/4" Pattern Repeats 4 3/4" 3 3/4"h x 3"d



CM8808 - Large Acanthus with Dentil
 7/8" x 7 1/2" Pattern Repeats 7 1/2" 5 5/8"h x 5"d



CM8812 - Medium Acanthus with Egg & Dart
 1" x 6" 4 7/8"h x 3 3/4"d



CM8809 - X-Large Acanthus Leaf
 1 1/4" x 8 1/2" Pattern Repeats 10 1/4" 6 5/8"h x 5 3/8"d
 see LCD8252 below for view of Acanthus Leaf repeat



CM8820 - Petite Acanthus Leaf
 13/16" x 2 3/4" Pattern Repeats 2 7/8" 2 1/4"h x 1 3/4"d



CM8823 - Egg & Dart
 1" x 3 3/4" Pattern Repeats 3" 3"h x 2 1/2"d



LCD8252 Pattern Repeats 10 1/4"
 CM8809, PM598 8 3/8"h x 5 3/8"d

All curved components, whether resin or wood, take layout and thoughtful consideration for a successful installation, see page 188 for further information.

CORNICE MOULDINGS

POPLAR IN-STOCK




CM8825 - Egg & Dart with Running Leaf
 1" x 7 1/2" 5 7/8"h x 4 3/4"d



CM8834 - Large Rope
 3/4" x 4" 3 1/8"h x 2 9/16"d




CM8826 - Large Fluting with Bell Flowers 45° projection
 1 1/16" x 8 1/2" 6"h x 6 1/8"d



CM8837 - Petite Acanthus with Egg and Dart
 7/8" x 7" 5 1/4"h x 4 3/4"d




CM8827 - Medium Fluting with Bell Flowers 45° projection
 13/16" x 6" 4 1/4"h x 4 1/4"d



CM8840 - Egg & Dart with Dentil
 7/8" x 7 1/2" 5 5/8"h x 5"d



CM8830 - Fluting and Leaf with Beads
 7/8" x 6" Pattern Repeats 13 1/2" 4 3/4"h x 3 3/4"d



CM8850 - Large Dentil Crown
 13/16" x 5 1/2" Dentil is overlay. 4 1/4"h x 3 5/8"d



CM8852 - Small Dentil Crown
 13/16" x 3 1/2" Dentil is overlay. 2 5/8"h x 2 3/8"d

CORNICE MOULDINGS

POPLAR IN-STOCK



CM8853 - X-Large Acanthus 45° projection
1 1/16" x 8 1/2" 6"h x 6 1/8"d



CM8859 - Egg & Dart
13/16" x 4" 3 1/4"h x 2 5/8"d



CM8860 - Lamb's Tongue
3/4" x 3" 2 1/2"h x 2"d



CM8854 - Large Acanthus Leaf with Beads 45° projection
1 1/16" x 7 1/2" 5 1/2"h x 5 1/2"d



CM8861 - Running Leaf
13/16" x 5" 4"h x 3 1/8"d



CM8856 - Lamb's Tongue & Bead
13/16" x 6 1/2" 5 3/4"h x 4"d



CM8862 - Egg & Dart
13/16" x 5" 4"h x 3 1/8"d



CM8857 - Lamb's Tongue
3/4" x 2 3/4" Pattern Repeats 1 3/8" 2 1/4"h x 1 3/4"d



CM8863 - Egg & Dart
3/4" x 2" 1 5/8"h x 1 1/4"d



CM8858 - Egg & Dart with Dentil
13/16" x 7" 5 7/8"h x 4 1/4"d



CM8864 - Egg & Dart Light Cove
2 1/2" x 1 3/4" Designed to hold light filaments



CM8865 - Egg & Dart Light Cove
1 1/2" x 1 1/2" Designed to hold light filaments

FRIEZE MOULDINGS

POPLAR IN-STOCK



FR8920 - Fluting
13/16" x 3 3/4" Repeats 7/8" - MT = 3/4"



FR8921 - Acanthus Leaf Scrolls
13/16" x 3 3/4" Repeats 6 1/8" - MT = 1"



FR8922 - Running Coin
13/16" x 3 3/4" Repeats 2" - MT = 1"



FR8923 - Greek Key with Rosette
13/16" x 3 3/4" Repeats 19" - MT = 7/8"



FR8940 - Roses and Butterflies
13/16" x 3 3/4" Repeats 12 1/2" - MT = 7/8"



FR8950 - Country Flowers
13/16" x 5 1/2" Repeats 26" - MT = 1 1/16"



FR8953 - Eternal Laurel Leaves
13/16" x 5 1/2" Repeats 7 1/2" - MT = 1 1/8"



FR8954 - Vitruvian Wave
13/16" x 5 1/2" Repeats 3 1/2" - MT = 7/8"



FR8955 - Griffins and Urns
13/16" x 5 1/2" Repeats 26 1/2" - MT = 7/8"

• PROMPT SHIPMENT •

5 BUSINESS DAYS
MOST STOCK PRODUCTS

• MATCHING FLEXIBLE MOULDINGS •
AVAILABLE FOR ALL PROFILES



FR8956 - Grapevine and Tassels
 13/16" x 5 1/2" Repeats 24" - MT = 1"



FR8957 - Ribbon and Bow Swag
 13/16" x 5 1/2" Repeats 8" - MT = 15/16"



FR8958 - Scrolled Palmette
 13/16" x 5 1/2" Repeats 5" - MT = 13/16"



FR8965 - Rinceau Scrolls
 13/16" x 5 1/2" Repeats 11 1/2" - MT = 7/8"
 see FR8966 for longer view of scrolls repeat



FR8966 - Rinceau Scrolls
 13/16" x 6 3/4" Repeats 13 5/8" - MT = 7/8"



FR8960 - Shell and Fret
 13/16" x 5 1/2" Repeats 16" - MT = 1"



FR8967 - Large Scrolled Palmette
 13/16" x 6 3/4" Repeats 7 1/2" - MT = 13/16"

CONCERNING OUR FRIEZES I

- MT indicates "Maximum Thickness" of moulding where overlay may be thicker than 13/16"
- Use backbands on pages 13 and 43 with friezes to add additional width, depth, and detail.
- PM595 can be added to all friezes to provide symmetry. See example on page 10.

FRIEZE MOULDINGS

POPLAR IN-STOCK



FR8968 - Fluting with Bellflowers
 13/16" x 6 3/4" Repeats 2 3/8" - MT = 13/16"



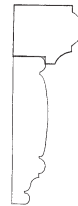
FR8971 - Acanthus Leaf & Tongue
 13/16" x 6 3/4" Repeats 2 5/8" - MT = 1"



FR8970 - Classical Doric Frieze
 1" x 8" Repeats 7 3/4"



FR8975 - Acanthus Leaf & Tongue
 13/16" x 5" Repeats 6 5/8" - MT = 1"



Frieze shown with a Backband that lips 13/16" adding width, depth and detail.



Frieze shown with PM595, creating a symmetrical profile.



FR8969 - Rinceau Scrolls
 1 1/16" x 7 1/2" Repeats 18 3/4"
 see FR8966 for longer view of scrolls repeat



FR8980 - Large Acanthus Leaf & Scrolled Bellflowers
 1 1/16" x 6"



FR8981 - Large Medallions
 1 1/16" x 5 1/2"



FR8982 - Medium Acanthus Leaf & Scrolled Bellflowers
 1" x 4 1/2"



FR8983 - Medium Medallions
 1" x 4 1/2"



FR8985 - Fanciful Rinceau Scrolls
 1" x 4 1/2"

•MATCHING FLEXIBLE MOULDINGS•
 AVAILABLE FOR ALL PROFILES

CASINGS AND CHAIRRAIL MOULDINGS

POPLAR IN-STOCK



CA8320 - Running Leaf and Beads
1 1/4" x 4 1/2"



CA8338 - Beads
13/16" x 3 3/4"



CA8322 - Rope
1 1/16" x 4 1/2"



CA8340 - Running Leaf and Bead
1 1/16" x 3 3/4"




CA8326 - Reed & Ribbon with Bead & Barrel
1 1/4" x 4 1/2" Repeats 4 3/4"



CA8342 - Rope
13/16" x 3 3/4"



CA8330 - Laurel Leaves and Ribbons with Beads
1 7/8" x 5" Repeats 8"



CA8344 - Lamb's Tongue & Bead
13/16" x 4"



CA8336 - Reed & Ribbon with Bead & Barrel
1 7/8" x 5" Repeats 8"



CA8345 - Running Acanthus with Beads
1 1/16" x 3 1/4"



CA8346 - Egg & Dart
1 1/16" x 4 1/2"



CA8347 - Egg & Dart with Lamb's Tongue
1 3/8" x 4"



CA8348 - Running Leaf with Lamb's Tongue
1 3/8" x 4"



CA8349 - Egg & Dart with Bead
1 1/8" x 3"



CA8350 - Running Leaf & Bead
1 1/8" x 3"



BB8100 - Running Leaf & Bead
1 7/8" x 2 1/8" 1 9/16"d
lips 1 1/16"

BB8100-B
1 5/8" x 2 1/8" 1 5/16"d
lips 13/16"



BB8101 - Egg & Dart
1 3/4" x 2 1/4"
lips 1 1/16"

BB8102
1 1/2" x 2 1/4"
lips 13/16"



BB8108 - Lamb's Tongue
1 3/4" x 2" lips 13/16"



BB8109 - Ropes of Antiquity
2" x 2 1/2" lips 13/16"



BB8110 - Running Coin
1 13/16" x 1 1/2" Repeats 1" lips 13/16"



BB8111 - Petite Acanthus Leaf
1 3/4" x 2 1/2" Repeats 2 7/8" lips 13/16"



BB8122 - Running Leaf
1 13/16" x 2" Repeats 2 1/4" lips 13/16"

BASEBOARD AND CASING MOULDINGS

POPLAR IN-STOCK



BA8440 - Running Leaf Base
3/4" x 6 1/2" Repeats 2 1/4"



CA8340
Running Leaf
& Bead Case
1 1/16" x 3 3/4"

BA8440 - Running Leaf Base
3/4" x 6 1/2" Repeats 2 1/4"



BA8442 - Rope Base
3/4" x 6" Repeats 1 1/4"



CA8342
Rope Case
13/16" x 3 3/4"

BA8442 - Rope Base
3/4" x 6" Repeats 1 1/4"



BA8444 - Lamb's Tongue & Bead Base
3/4" x 6 1/2" Repeats 1"

• PROMPT SHIPMENT •
5 BUSINESS DAYS
MOST STOCK PRODUCTS



CA8344
Lamb's Tongue
& Bead Case
13/16" x 4"

BA8444 - Lamb's Tongue & Bead Base
3/4" x 6 1/2" Repeats 1"

PANEL AND CHAIRRAIL MOULDINGS

POPLAR IN-STOCK



PM8511 - Running Leaf
13/16" x 2" Repeats 2 1/4"



PM8520 - Running Coin
7/8" x 2" Repeats 1"



PM8522 - Small Beads
9/16" x 1" Repeats 1/4"



PM8523 - Large Beads
7/8" x 1 3/4" Repeats 1/2"



PM8524 - Small Beads
5/8" x 1" Repeats 1/4"



PM8525 - Large Beads
7/8" x 1 1/2" Repeats 1/2"



PM8526 - Small Bead and Barrel
9/16" x 1" Repeats 2 3/8"



PM8527 - Large Bead and Barrel
7/8" x 1 3/4" Repeats 5"



PM8528 - Small Bead and Barrel
5/8" x 1" Repeats 2 3/8"



PM8529 - Large Bead and Barrel
7/8" x 1 1/2" Repeats 5"



PM8530 - Running Leaf and Bead
1 1/4" x 3" Repeats 2 7/8"



PM8532 - Large Laurel Leaves and Ribbons
1 1/8" x 2 3/4" Repeats 8"



PM8533 - Running Leaf and Bead
13/16" x 2" Repeats 2 7/8"



PM8535 - Small Egg and Dart
3/4" x 1 1/2" Repeats 1 3/4"



PM8536 - Large Egg and Dart
1" x 2 3/4" Repeats 2 5/8"

PANEL AND CHAIRRAIL MOULDINGS

POPLAR IN-STOCK



PM8537 - Egg and Dart
1 1/16" x 3" Repeats 1 3/4"



PM8538 - Egg and Dart
13/16" x 1 1/2" Repeats 1 3/4"



PM8540 - Small Rope
5/8" x 1" Repeats 3/4"



PM8541 - Large Rope
7/8" x 1 1/2" Repeats 1 1/4"



PM8545 - Small Rope
9/16" x 1" Repeats 3/4"



PM8546 - Large Rope
7/8" x 1 3/4" Repeats 1 1/4"



PM8552 - Reed and Ribbon
13/16" x 2" Repeats 4 3/4"



PM8553 - Reed and Ribbon
1 1/8" x 2 3/4" Repeats 8"



PM8555 - Acanthus with Pearls
1 3/8" x 5 1/2" Repeats 4 1/2"



Ropes of Antiquity - PM8557, PM8558, PM8572.
Imperfections are based on ancient weathered stone.

11/16"



PM8558 - Medium Rope with Pearls
7/8" x 1 3/4"

7/8"



PM8557 - Large Rope with Pearls
1 1/4" x 2 1/2"



PM8572 - Large Rope with Pearls
1 1/2" x 3 1/2" Repeats 1 3/4"

PANEL AND CHAIRRAIL MOULDINGS

POPLAR IN-STOCK



PM8560 - Medium Acanthus
7/8" x 2"



PM8561 - Small Acanthus
1/2" x 1"



PM8562 - Petite Acanthus
13/16" x 2 1/4"



PM8563 - Lamb's Tongue
1 1/16" x 2 1/2"



PM8564 - Medium Lamb's Tongue
7/8" x 2"



PM8565 - Small Lamb's Tongue
9/16" x 1"



PM8566 - Lamb's Tongue & Bead
1 1/16" x 2 3/4"



PM8567 - Lamb's Tongue & Bead
11/16" x 1 3/4"



PM8568 - Running Leaf with Beads
13/16" x 2 1/2" Lips 1/2"-13/16"



PM8569 - Reed & Ribbon with Beads
13/16" x 2 1/2" Lips 1/2"-13/16"



PM8570 - Running Leaf & Bead
13/16" x 3" Lips 1/2"-13/16"



PM8571 - Egg & Dart
1" x 3" lips 1/8" to 13/16"



PM8573 - Small Acanthus Leaf
13/16" x 2 1/2"



PM8577 - Petite Acanthus Leaf
1 1/16" x 2 5/8"



PM8580 - Egg and Dart
1" x 3 1/4"

ELEGANT ADDITIONS

ORNATE MDF, 16' UNFINISHED, IN-STOCK



CR13 - Acanthus and Running Coin Crown
7/8" x 7" x 16' pattern repeats 4 1/8"

MDF Unfinished
5 1/2"h x 4 5/16"d



CR14 - Acanthus Crown
7/8" x 5 1/2" x 16' pattern repeats 3 1/4"

MDF Unfinished
4 5/16"h x 3 3/8"d



FR15 - Rinceau Scrolls Frieze
3/4" x 5" x 16' pattern repeats 8 3/8"

MDF Unfinished



PM16 - Running Leaf and Bead Panel Mould
3/4" x 3" x 16' pattern repeats 2 1/2"

MDF Unfinished

ELEGANT ADDITIONS™

A compact Moulding Collection of our most popular motifs and sizes for your interior applications. This sculptured moulding features a fine grain overlay which is contoured to a traditional primed MDF moulding. Can stain, paint, or glaze.

- Produced from Primed lightweight MDF (Medium Density Fiberboard)

• PROMPT SHIPMENT •

5 BUSINESS DAYS
MOST STOCK PRODUCTS

Three E-Z Steps to Staining Mouldings



Mouldings as received.



Inspect moulding for any light "touch-up" sanding. Apply one coat of latex primer, which should be a complementary color of unfinished wood preference (ex: Cherry, Walnut, Oak). Tan color shown in photo works for most stain colors.



Using a slightly thinned-out base stain, brush lightly and evenly onto moulding. Allow to dry, sand if needed, and apply a clear coat of sealer.



Apply a stain glaze, wiping face (per mfg. instructions) to remove excess product. Degree of stain penetration is personal preference. Remaining glaze enhances deeper cuts - adding depth and highlights to the ornamentation.

WELL-PROPORTIONED MOULDING DESIGNS I

Contrary to a misconception that large-scale mouldings make a room seem small, the opposite is true. Properly-proportioned mouldings enhance room scale and proportion by creating a sense of loftiness. In a room with 8'-9' walls, large crowns appear to support and define the ceiling, thus increasing the feeling of height. Tall baseboards, wide casings, and ornate chairrails afford eye-catching architectural elements, fostering a comfortable and inviting environment.

CONSIDERATIONS WHEN SELECTING MOULDINGS

- Desired Interior Style
- The value placed on a well-moulded interior
- Room proportions and ceiling heights
- Moulding shapes: Bold (masculine) or Delicate (feminine)
- Barriers that may dictate where trim can or cannot be used (air vents, electrical outlets, tall windows, odd wall or ceiling shapes)
- Your budget - budgeting for mouldings
- Contrast of wall, ceiling, and trim colors

TRADITIONAL PROPORTIONS

CEILING HEIGHT	CORNICE	CASE	BASE	CHAIRRAIL
8'	3 1/2 - 5 1/2"	3 1/2 - 4 1/2"	5 - 8"	3 - 6"
9'	5 1/2 - 10"	4 - 5"	8 - 10"	4 - 6 1/2"
10'	10 - 20"	4 - 6 1/2"	8 - 10"	4 - 7"
12'	10 - 20"	5 - 7"	8 - 12"	4 - 7"
16'	18 - 25"	5 - 7"	8 - 12"	4 - 7"
20'	18 - 34"	5 - 7"	8 - 12"	4 - 8"

INSTALLATION OF MOULDINGS WITH ORNAMENTAL MOTIFS I

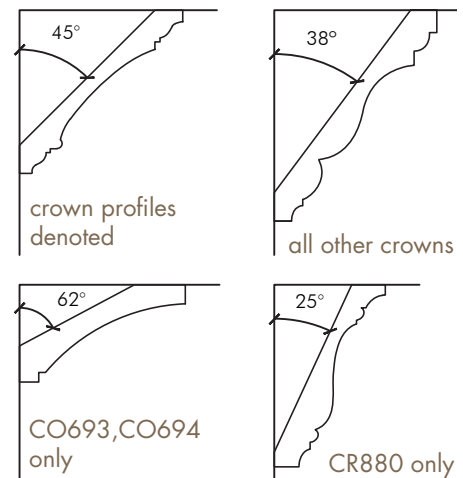
- Installation of Door Casings: Cut head casings first so that ornamented pattern on side casing will miter into head casing. Center pattern so it miters evenly at both corners.
- Installation of Window Casings: Follow door casings, but install a window stool to add beauty and to avoid having to match four ornamented mitered corners (matching four mitered corners is easy if ornamentation is a delicate pattern).
- Installation of Crowns, Bases, and Chairrails: Install any outside corners first and work back into inside corners. If a single moulding has two motifs, match the largest motif first. If a moulding has dentil and embossing, match the dentil first and let the other motif match as well as possible. With Mon Reale and multiple motifs, you may have to make several "adjusting cuts" to find the best pattern match.

TOOL SETUP ON CROWNS

All of White River Hardwood's crowns project off of the wall at a 38° angle with these exceptions:

- CR880 projects off of the wall at a 28° angle. See Illustration
- CO701, CO702, CO704, CM8854 project off of the wall at a 45° angle

DEGREE OF PROJECTION		COMPOUND SLIDING MITER SAW	COMPOUND MITER BOX	MITER BOX
38°	Miter	31.5°	31.5°	45°
38°	Bevel	34°	34°	45°
28°	Miter	25°	25°	45°
28°	Bevel	40°	40°	45°
45°	Miter	35.3°	35.3°	45°
45°	Bevel	30°	30°	45°
62°	Miter	41.4°	41.4°	45°
62°	Bevel	19.4°	19.4°	45°



FINISHING OF HARDWOOD MOULDINGS AND WOODCARVINGS I

- Caulk, fill and sand well
- Apply quality stains or paints
- Sand between coats as needed
- If staining Poplar, 2 applications of stain may be needed for depth of color and for adequate coverage
- Apply glazing, gold leafing, and antiquing after applying finish coats (sealer, lacquer, other) to initial paint or stain
- After applying glaze, wipe to desired coverage, and apply final coat of sealer to create sheen and depth
- Always finish a sample before starting if multi-step finishes are involved



THE CTY COLLECTION

ART FOR YOUR INTERIOR

A Contemporary Collection of Nine Provocative Motifs



CTY1254
Emergent



CTY1238
GeoFacets



CTY1242
Spectrum


CTY1230
GeoFacets




CTY1262
Hammered Rivets



CTY1246
Spectrum



CTY1250
Emergent



CONTEMPORARY MOULDINGS

POPLAR IN-STOCK



CTY1230 - GeoFacets
13/16" x 3 3/4" Repeat 24"




CTY1234 - GeoFacets
9/16" x 2 1/2" Repeat 24"



CTY1238 - GeoFacets
1/2" x 1 1/2" Repeat 12"



CTY1242 - Spectrum
13/16" x 3 3/4" Repeat 29"



CTY1246 - Spectrum
19/16" x 2 1/2" Repeat 29"

• PROMPT SHIPMENT •

5 BUSINESS DAYS
MOST STOCK PRODUCTS

• MATCHING FLEXIBLE MOULDINGS •
AVAILABLE FOR ALL PROFILES

Mouldings ship unfinished, but shown above with paint and glaze (off white) and with a paint, glaze, metallic finish to show the transformation of the CTY Collection.



CTY1250 - Emergent
13/16" x 3 3/4" Repeat 24"



CTY1254 - Emergent
9/16" x 2 1/2" Repeat 24"



CTY1258 - Emergent
1/2" x 1 1/2" Repeat 24"



CTY1262 - Hammered Rivets
1/2" x 1 1/2" Repeat 4 1/2"

THOUGHTS TO SHARE ON THE DEVELOPMENT OF THE CTY COLLECTION

"When our **Architectural Design Team** researched numerous new motifs, we kept going back to something that was Art and had Heart.

As we developed **GeoFacets**, we saw geometric shapes and stones. But in its final interpretation, we saw the Earth and it's landscape with its facets, roads, rivers...thus GeoFacets was born. Something to care about.

As we developed **Spectrum**, we were researching sound and light waves, and how they break into spectrums. Sparks of energy are interwoven and entangled with the waves..thus Spectrum was born.

Then we were researching an artistic tilt to a contemporary motif, and worked with Matt Miller [mattmillerstudio.com]. His paintings involved rock-n-roll icons, energy, and contemplative observations. His work was creative, unique, fresh, and highly textured...thus **Emergent** was born.

Being schooled in Classical mouldings and motifs, stretching outward into the contemporary was wonderful.

We set our intention to create a simple line, unique, sophisticated, varied and full of ArtHeart, and we succeeded.

Enjoy!"

Joan Johnson

Founder, White River

Senior Designer | Product Development

CEILING MEDALLIONS

PLASTER IN-STOCK



MED1230 - Acanthus & Petals
3 3/4" x 30"



MED1429 - Victorian
1 7/8" x 29" 4" center



MED1534 - Acanthus & Tongue
3 3/8" x 34 1/4" 7" center



MED1512 - Bellflower & Beads
1 1/4" x 12 3/4"



MED1630 - Fluted Medallion
1" x 30"



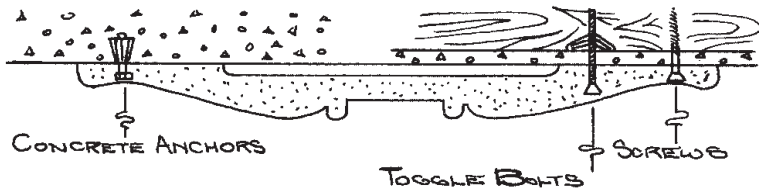
MED1632 - Flutes with Acanthus Oval
1 5/8" x 28" x 32" 3" center



MED1516 - Ring of Acanthus
1 1/4" x 16 3/4" 4 3/4" center

• PROMPT SHIPMENT •

5 BUSINESS DAYS
MOST STOCK PRODUCTS



ONESOURCE™ | Ornate plaster medallions complement our embellished mouldings and add rich architectural elements to your projects. These old world elements are generously cast and highly sculptured. Use these alone, or combine with mouldings to create a larger statement. Resin moulding can be used to enlarge the overall diameter of the circle.

These can also be cut in half or quarters to augment a lavish ceiling design. If needed, center holes can be jobsite cut for electrical wires, using standard tools. Installation instructions enclosed with each medallion.



MED1660 - Flutes with Ribbon & Bows
2" x 60 1/4" sold as 4 quarters



ORNAMENTALLY EMBOSSED™ Poplar In-Stock

Ornamentally Embossed™ Mouldings are a collection of 92 hardwood mouldings that are embossed with classically-inspired motifs. Embossed mouldings add interest and detail to any interior millwork application. Complete moulding line - manufactured from domestic species - complementary crowns, casings, bases, panel moulds, and lineals. Manufactured in the U.S.A. from clear Poplar with selected profiles offered in Red Oak. Ornamentally Embossed Mouldings can be stained, painted, or glazed and install with standard woodworking tools.

PHOTO | Beautiful and well proportioned, this living room offers numerous gathering areas. Magnificent art is featured, giving the space a grand gallery appearance.

COLLECTIONS FEATURED | MON REALE MOULDINGS • ORNAMENTALLY EMBOSSED COLLECTION • TRADITIONAL COLLECTION & WOODCARVING COLLECTION

CORNICE MOULDINGS

POPLAR IN-STOCK



CM69 - Egg & Dart with Rope
 $3/4" \times 2 3/4"$ $2 1/4" \text{h} \times 1 11/16" \text{d}$



CM75 - Dentil with Beads
 $13/16" \times 5 3/16"$ $4" \text{h} \times 3 3/8" \text{d}$



CM70 - Fluted
 $13/16" \times 4 3/8"$ $3 1/2" \text{h} \times 2 11/16" \text{d}$



CM76 - Acanthus Leaf with Bead & Barrel
 $13/16" \times 5 1/2"$ $4 3/8" \text{h} \times 3 1/4" \text{d}$



CM71 - Egg & Dart with Lamb's Tongue
 $13/16" \times 4 1/2"$ $3 3/4" \text{h} \times 2 7/8" \text{d}$



CM77 - Acanthus Leaf with Bead & Barrel
 $13/16" \times 4"$ $3 1/4" \text{h} \times 2 3/4" \text{d}$



CM72 - Egg & Dart
 $13/16" \times 3 3/4"$ $3" \text{h} \times 2 5/16" \text{d}$



CM80 - Fluting with Beads
 $13/16" \times 5 1/2"$ $4 3/8" \text{h} \times 3 1/4" \text{d}$



CM73 - Dentil
 $13/16" \times 5 1/2"$ $4 1/2" \text{h} \times 3 3/8" \text{d}$



CM81 - Lamb's Tongue
 $1 1/16" \times 4 3/4"$ $3 3/4" \text{h} \times 3" \text{d}$



CM74 - Dentil
 $13/16" \times 3 3/4"$ $3" \text{h} \times 2 3/8" \text{d}$



CM82 - Lamb's Tongue, Rope, and Coin
 1 1/16" x 5 7/8" 4 9/16"h x 3 3/4"d



CM88 - Rope
 3/4" x 2 3/4" 2 1/8"h x 1 11/16"d



CM83 - Egg & Dart with Lamb's Tongue
 13/16" x 5 1/2" 4 3/8"h x 3 1/2"d



CM89 - Egg & Dart
 3/4" x 2 3/4" 2 1/8"h x 1 11/16"d



CM84 - Bead with Lamb's Tongue
 13/16" x 6 1/4" 4 3/4"h x 4"d



CM90 - Reeding & Leaves with Beads
 3/4" x 5 1/2" 4 1/8"h x 3 1/2"d



CM85 - Beads
 13/16" x 3 3/4" 3"h x 2 1/4"d



CM93 - Fluting & Coins
 13/16" x 5 1/2" 4 1/4"h x 3 3/8"d



CM86 - Dentil with Lamb's Tongue
 13/16" x 7" 5 1/2"h x 4 1/4"d



CM94 - Running Leaf & Coins
 13/16" x 5 1/2" 4 1/4"h x 3 3/8"d



CM87 - Rope with Dentil
 3/4" x 5" 4"h x 3"d



CM95 - Fluting
 13/16" x 3" 2 3/8"h x 1 7/8"d



CM96 - Running Leaf
 13/16" x 3" 2 3/8"h x 1 7/8"d

CASINGS, CHAIRRAILS AND BACKBAND MOULDINGS

POPLAR IN-STOCK



CA30 - Rope
13/16" x 3 3/4"



CA40 - Reeding & Leaves with Beads
1 1/4" x 4"



CA31 - Acanthus Leaf with Bead & Barrel
13/16" x 4"



CA41 - Reeding & Leaves with Beads
13/16" x 3 1/4"



CA36 - Bead & Barrel
13/16" x 3 1/4"



CA43 - Fluting
13/16" x 3 1/4"



CA37 - Lamb's Tongue with Rope
1 1/16" x 4"



CA45 - Running Leaf
13/16" x 3 1/4"



CA38 - Egg & Dart with Rope
1 1/4" x 4"



CA47 - Running Coins
13/16" x 3 1/4"

Backbands lip casings to add depth, width, & detail.

1 1/16"



BB15 - Running Coin lips 13/16"
1 1/2" x 1 3/8"



CA39 - Egg & Dart with Bead & Barrel
13/16" x 3 1/2"

1 3/4"



BB17 - Egg & Dart with Bead & Barrel lips 13/16"
1 3/4" x 2 1/2"



CR61 - Fluting
13/16" x 2 1/2"



CR69 - Dentil with Rope
1 1/16" x 2 1/4"



CR63-A - Running Coin with Bead & Barrel
1 1/16" x 3 1/4"



CR70 - Fluting
3/4" x 3"



CR64 - Laurel Leaf with Bead & Barrel
1 1/16" x 3"



CR72 - Running Leaf
3/4" x 3"



CR65 - Egg & Dart
13/16" x 2 1/2"



LM90 - Grapevine pattern repeats 6 3/8"
1 1/16" x 3 1/2"



CR66 - Reed & Ribbon
1" x 3 1/2" Ribbon pattern repeat 7 1/2"



LM91 - Fluting
1 1/16" x 3 1/2"



CR67 - Dentil
13/16" x 2 1/8"



LM92 - Greek Key
1 1/16" x 3 1/2"



CR68 - Rope lips 13/16"
1 3/4" x 2 1/2"

PANEL AND CHAIRRAIL MOULDINGS

POPLAR IN-STOCK



PM02 - Running Coins
3/4" x 2"



PM03 - Running Coins
3/4" x 1 1/2"



PM07 - Laurel Leaf
5/8" x 1 1/8"



PM08 - Vining Berries
5/8" x 1 1/4"



PM09 - Acanthus Scrolls
5/8" x 1 1/4"



PM10 - Egg & Dart
5/8" x 1 1/4"



PM11 - Rope
7/16" x 5/8"



PM12 - Running Coin
5/8" x 1 1/8"



PM14 - Bead & Barrel
1/2" x 1"



PM20 - Lamb's Tongue with Bead & Barrel
13/16" x 2"



PM22 - Bead & Barrel
11/16" x 1 3/4"



PM22-PL - Bead & Barrel lips 1/4"
11/16" x 1 3/4"



PM23-B - Running Coin with Rope
3/4" x 2"



PM24 - Beads with Bead & Barrel
3/4" x 2"



PM25 - Laurel Leaf with Bead & Barrel
1" x 2 1/2"

• PROMPT SHIPMENT •

5 BUSINESS DAYS
MOST STOCK PRODUCTS

• MATCHING FLEXIBLE MOULDINGS •
AVAILABLE FOR ALL PROFILES



PM27 - Rope
3/4" x 2"



PM58 - Bead & Barrel
5/8" x 1"



PM29 - Laurel Leaf
1" x 1 1/2"



PM59 - Bead & Barrel
5/8" x 3/4"



PM50 - Lamb's Tongue
3/4" x 1 1/4"



PM70 - Rope lips 1/2" - 3/4"
3/4" x 2 3/8"



PM52 - Running Coin
13/16" x 1 3/4"



PM71 - Reeding & Leaves
3/4" x 1 3/4"



PM54 - Rope
11/16" x 1 1/2"



PM72 - Egg & Dart with Bead & Barrel
11/16" x 1 5/8"



PM55 - Laurel Leaf
13/16" x 1 1/4"



PM56-B - Reed & Ribbon
1/2" x 7/8"



PM73 - Egg & Dart
5/8" x 1"



PM57 - Rope
5/8" x 1 1/4"



PM74 - Bead & Barrel
3/8" x 1/2"

BASEBOARDS AND HEADER MOULDINGS

POPLAR IN-STOCK



BA42 - Rope
3/4" x 7"



BA47 - Reeding & Leaves
3/4" x 5 1/2"



BA43-C - Egg & Dart with Bead & Barrel
3/4" x 5 1/2"



BA48 - Running Coins
11/16" x 5 1/2"



BA44 - Rope
3/4" x 6"



DH99 - Bead & Barrel
1 1/16" x 5 1/4"

•MATCHING FLEXIBLE MOULDINGS•
AVAILABLE FOR ALL PROFILES



BA46 - Bead & Barrel
11/16" x 5 1/2"



• PROMPT SHIPMENT •
5 BUSINESS DAYS
MOST STOCK PRODUCTS

Door Headers add
height to mitered
casings.
TC150, DH99, CA39



TRADITIONAL MOULDINGS

Poplar In-Stock • Red Oak Denoted

Traditional Hardwood Mouldings are deeply profiled and are the backbone of any interior millwork project. White River offers 219 crowns, cases, baseboards, panel moulds, and chairrails - in complete product collections. All profiles shown are In-Stock in Poplar and selected profiles in Red Oak are denoted. Traditional hardwood mouldings can be used in all interior applications, including cabinetry. Manufactured in the U.S.A. from clear Poplar and Red Oak as denoted per profile. Can be stained, painted, or glazed and installs with standard woodworking tools.

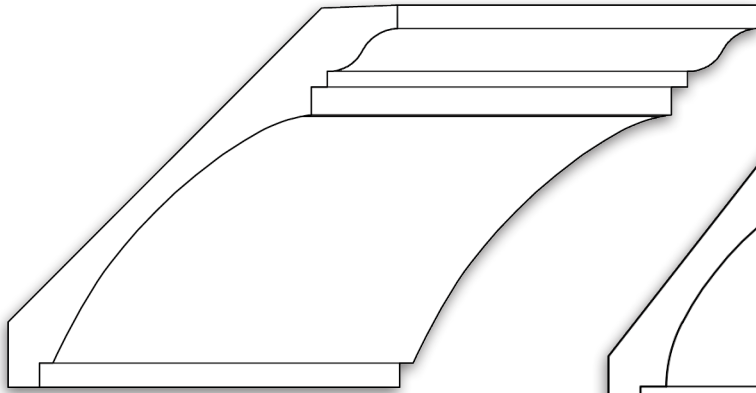
PHOTO | This library, steeped in rich hues of bronze, red, and brown, offers a timeless arena of great thoughts and shared thoughts.

COLLECTIONS FEATURED | MON REALE MOULDINGS • ORNAMENTALLY EMBOSSED • TRADITIONAL MOULDINGS • WOODCARVINGS

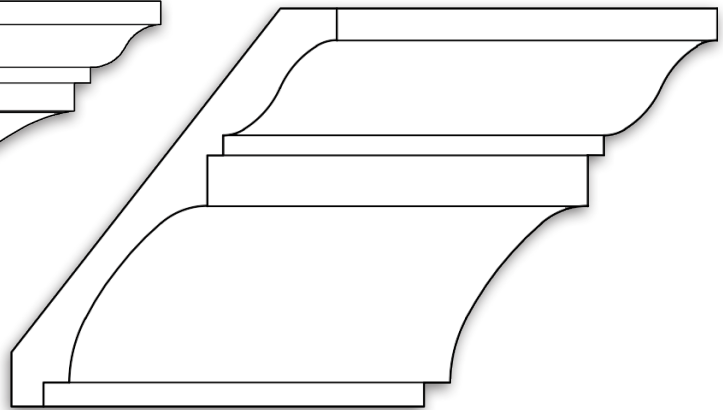
PRODUCTS SPECIFIED | BEAMS – CR810, DE171 B463, DS1X8; PILASTERS CABINETY – CRV5134, CA327

COVE MOULDINGS

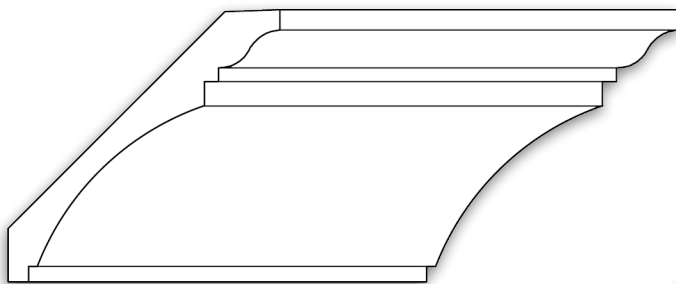
POPLAR IN-STOCK



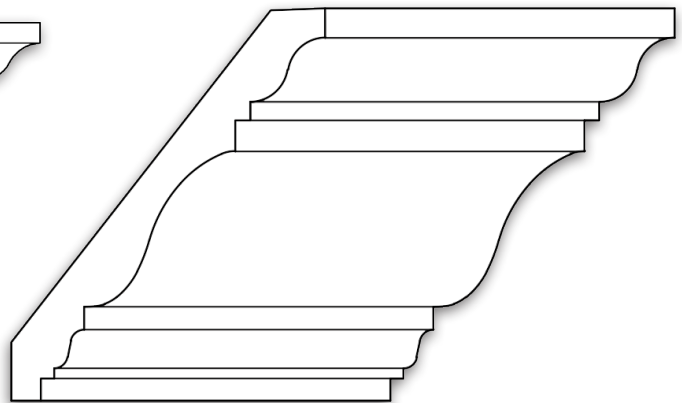
CO670 45° projection
1 1/16" x 8 1/2" 6"h x 6 1/8"d



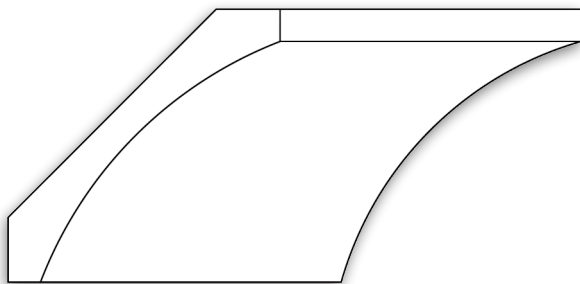
CO676
1 1/16" x 8" 6 1/4"h x 5 1/8"d



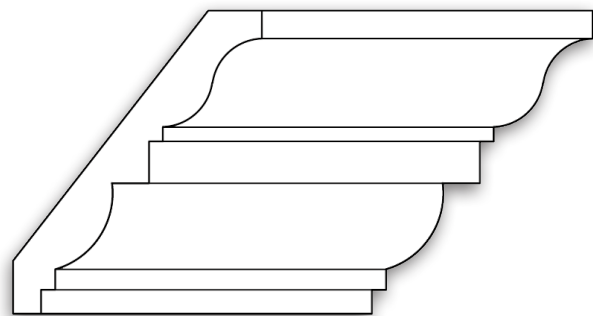
CO671 45° projection
1 1/16" x 6" 4 1/4"h x 4 1/4"d




CO677
1 1/16" x 8 1/2" 6 3/4"h x 5 1/4"d




CO673 45° projection
1 1/16" x 6" 4 1/4"h x 4 1/4"d



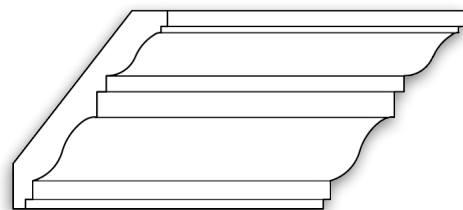
CO678
1 1/16" x 7" 5 3/8"h x 4 1/2"d



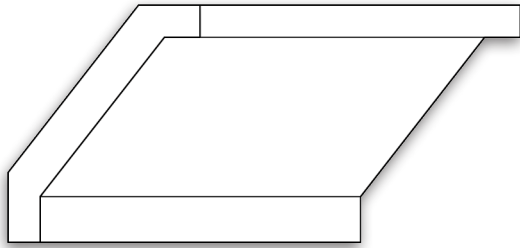
CO674 45° projection
1 1/16" x 4" 2 7/8"h x 2 7/8"d




CO675 45° projection
13/16" x 2 3/4" 2"h x 2"d



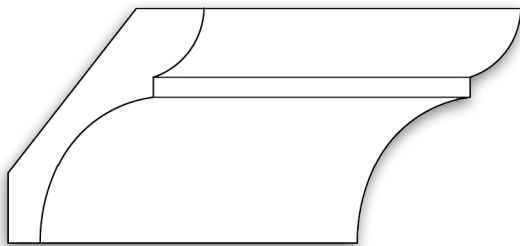
CO679
3/4" x 5" 4"h x 3 1/8"d



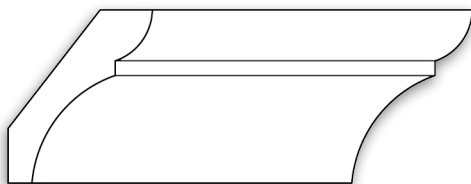
CO680
 1 1/16" x 4 3/4" 3 3/4"h x 3"d



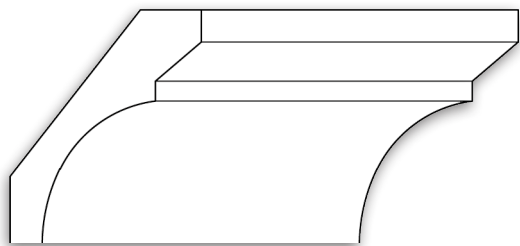
CO681
 3/4" x 3 1/2" 2 3/4"h x 2 1/4"d



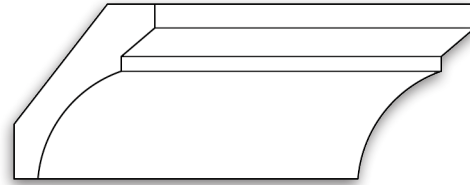
CO683
 1 1/16" x 4 3/4" 3 5/8"h x 3"d



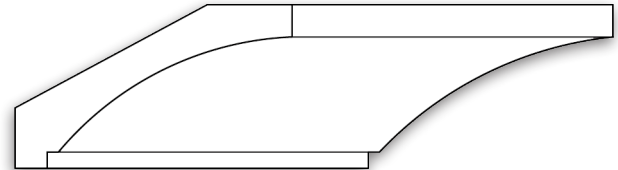
CO684
 13/16" x 3 1/2" 2 5/8"h x 2 1/4"d




CO686
 1 1/16" x 4 3/4" 3 5/8"h x 3"d



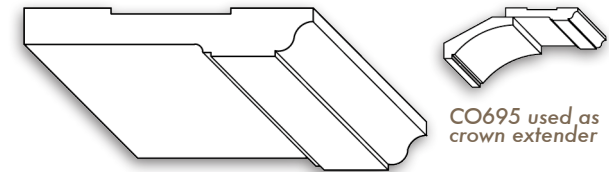
CO687
 13/16" x 3 1/2" 2 3/4"h x 2 1/4"d



CO693 62° projection
 1 1/16" x 5" 2 1/2"h x 4 3/8"d




CO694 62° projection
 13/16" x 3 1/2" 1 5/8"h x 2 3/4"d

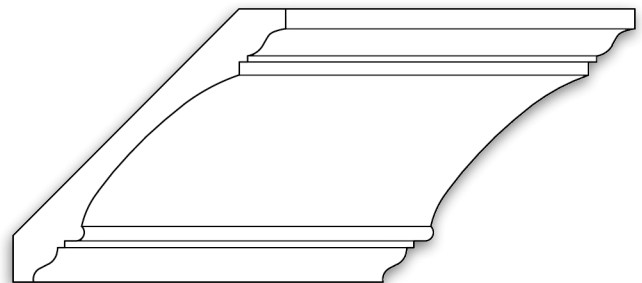


CO695
 3/4" x 4 1/2"

CO695 used as crown extender



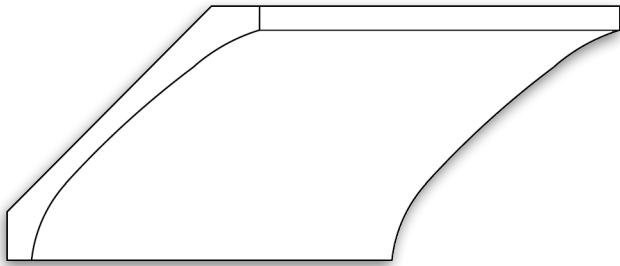
CO698
 3/4" x 2 3/4" 2 3/16"h x 1 11/16"d




CO701 45° projection
 13/16" x 6" 4 1/4"h x 4 1/4"d

COVE MOULDINGS

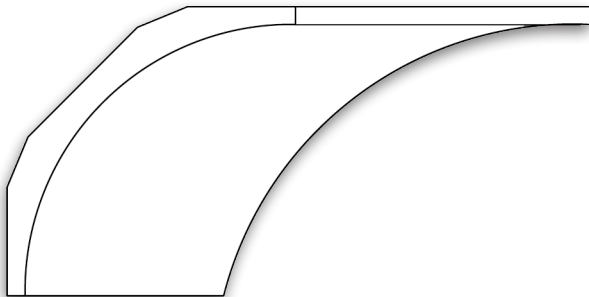
POPLAR IN-STOCK



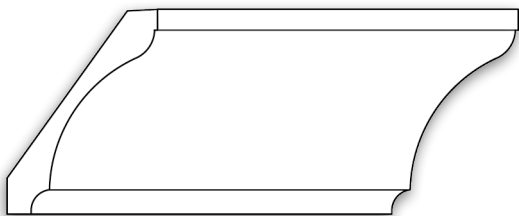
CO702 45° projection
1 1/16" x 7 1/2" 5 1/4"h x 5 1/4"d




CO703
1 3/4" x 2 5/8"




CO704 45° projection
3" x 11 1/4" x 16' 8"h x 8"d
Primed Cove - available 16' polyurethane only




CO705
13/16" x 5 1/4" 4 1/4"h x 3 1/8"d




CO707
3/4" x 3 1/2" 2 7/8"h x 2 1/4"d



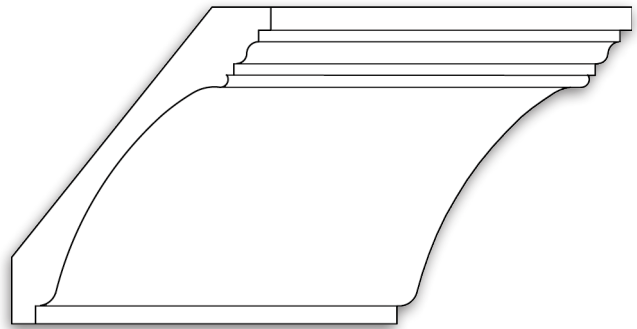
CO720
3/4" x 3/4"




CO723
1/2" x 1/2"



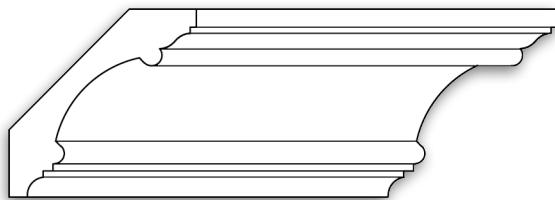
CO730
7/8" x 1 1/2"




CO708
1 1/4" x 8 1/2" 6 5/8"h x 5 3/8"d




CO709 45° projection
1 1/4" x 7 1/2" 5 1/4"h x 5 1/4"d




CO711 45° projection
1 1/4" x 5 1/2" 3 7/8"h x 3 7/8"d



CO713 45° projection
1 1/4" x 4" 2 3/4"h x 2 3/4"d



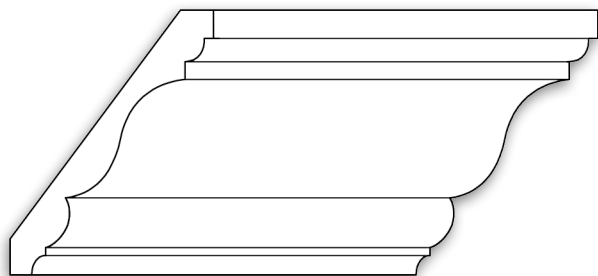
CO715 designed to hold light filament
1 3/4" x 2 1/2"



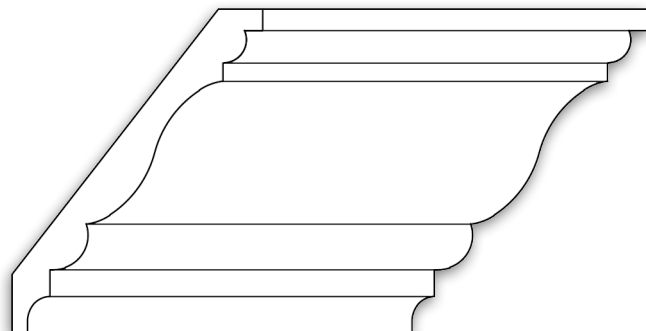
CO716 designed to hold light filament
1 1/2" x 1 1/2"

CROWN MOULDINGS

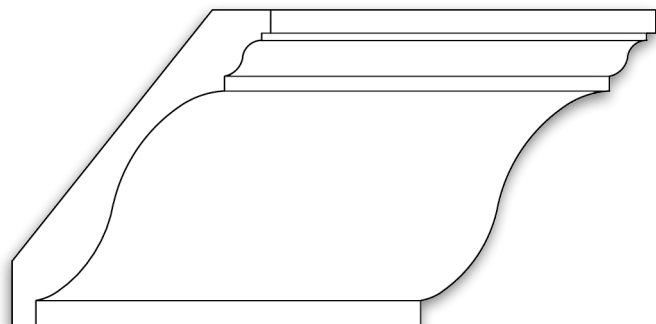
POPLAR IN-STOCK, RED OAK DENOTED



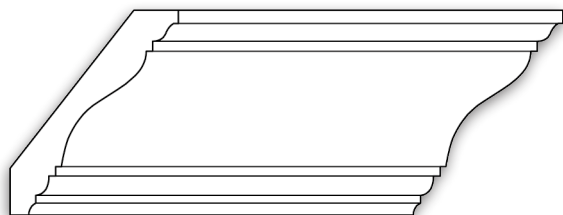
CR800
13/16" x 7" 5 1/2"h x 4 1/4"d



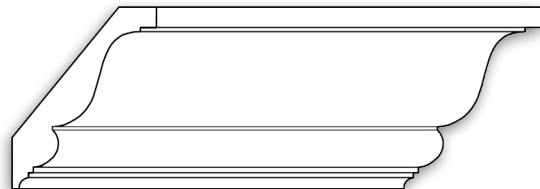
CR801
1" x 8 1/2" 6 3/4"h x 5 1/4"d




CR802
1 1/4" x 8 1/2" 6 5/8"h x 5 3/8"d



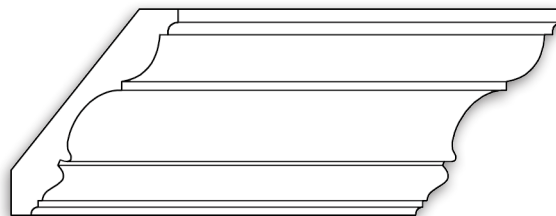
CR806
13/16" x 5 1/2" 4 1/4"h x 3 1/2"d




CR810 oak
3/4" x 4 3/4" 3 3/4"h x 3"d




CR820 oak
3/4" x 3 1/2" 2 3/4"h x 2 1/8"d



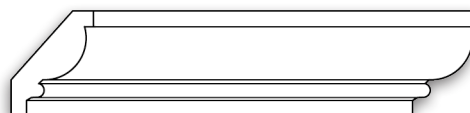
CR830
13/16" x 5 1/2" 4 1/4"h x 3 1/2"d




CR840
11/16" x 1 3/4" 1 1/2"h x 1"d



CR841
13/16" x 6 1/4" 4 13/16"h x 4"d



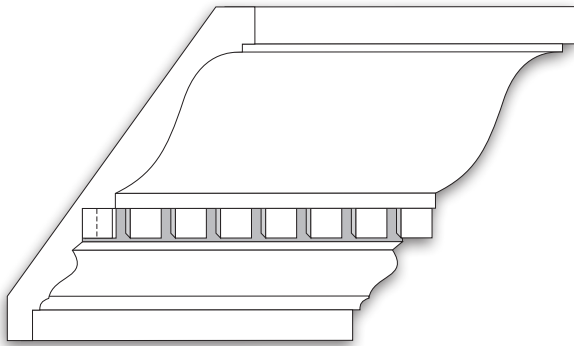
CR850
3/4" x 2 3/4" 2 1/8"h x 1 11/16"d



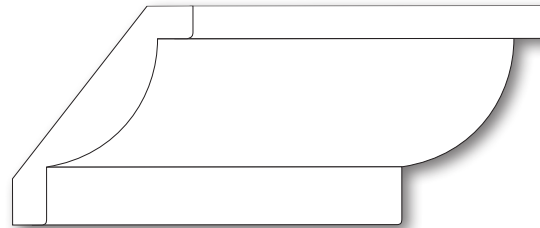
CR860
13/16" x 7" 5 1/2"h x 4 1/4"d

CROWN MOULDINGS


POPLAR IN-STOCK




CR862
13/16" x 7" 5 1/2"h x 4 1/4"d




CR881
13/16" x 4 1/8" 3 3/16"h x 2 3/4"d



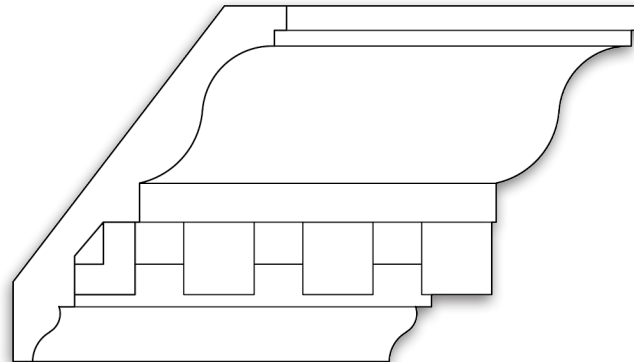
CR864
3/4" x 5" 4"h x 3"d



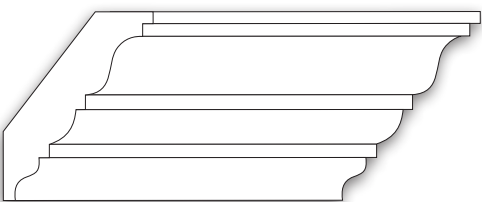
CR882
5/8" x 2 1/2" 2"h x 1 5/8"d



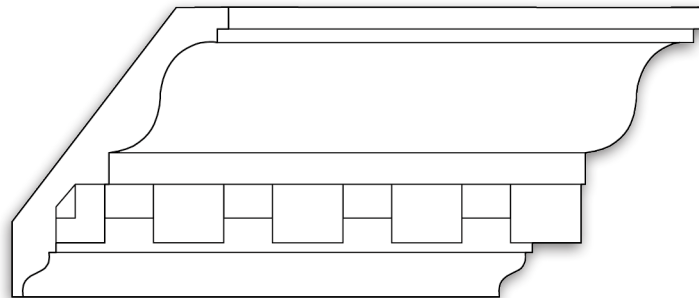
CR866
3/4" x 5" 4"h x 3 1/8"d




CR891
1" x 7" 5 5/8"h x 4 1/4"d
Dentil not attached, ships separately



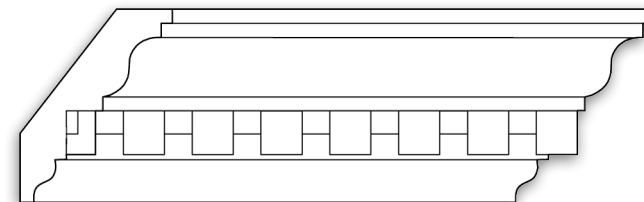
CR872
13/16" x 3 3/4" 3"h x 2 5/16"d



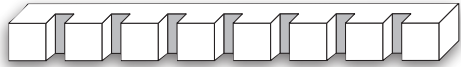
CM73
13/16" x 5 1/2" 4 1/2"h x 3 3/8"d



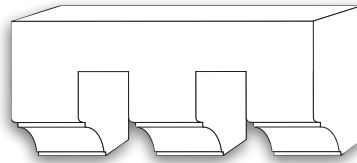
CR880
13/16" x 5 1/2" 4 3/4"h x 2 7/8"d
25° projection




CM74
13/16" x 3 3/4" 3"h x 2 3/8"d



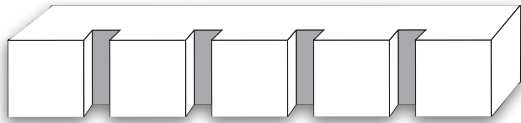
DE168
1/2" x 1/2"



DE171
3/4" x 2"



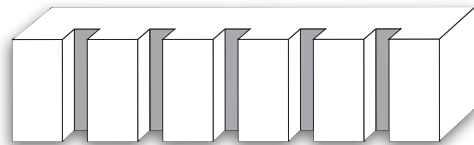
DE180
3/4" x 2 1/2"



DE169
3/4" x 1"



DE172
1/2" x 1 5/8"



DE170
5/8" x 1 1/2"



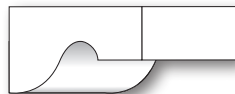
DE173
3/8" x 1"

MODILLION BLOCKS I

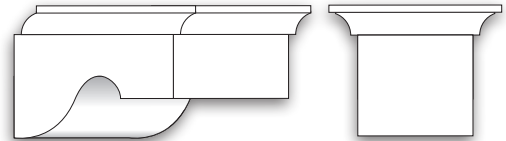
Typically, modillion blocks are placed 6" on center. Order 2 blocks per lineal ft. of moulding specified. Modillion blocks can be placed closer together in a cornice detail – order accordingly.



MB189 - sold as lineal footage
1 3/4" x 2 3/4"



MB191 - blocks are pre-cut to 2"
1 3/4" x 2 3/4" x 2"



MB192 - sold as 2" block with attached covered top
2 1/4" x 3 1/4" x 3"

CO723 is sized to fit the cove cut on MB192 - CO723 is ordered as a separate moulding, see page 36.



LCD8188 - with CO704, polyurethane cove, as seen on page 172



CO702 - cove, shown in this variation of LCD8188



LCD8190 - Modillion block shown in upper crown detail

ABOVE: LCD8188 shown with 2 different cove mouldings – each demonstrates a degree of cove depth.

CO704 (above left, polyurethane cove) and CO702 (above right, wood) are interchangeable in any LCD that features either of these cove mouldings. For large cove applications, a polyurethane product offers the requisite stability. When ordering original LCD's you must note any profile changes if different cove is specified.

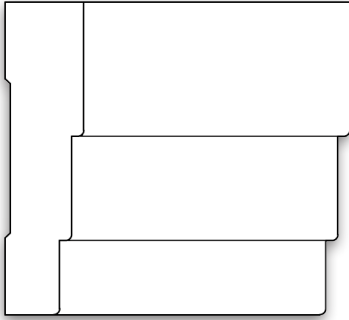
CO704 polyurethane cove has an 8" depth and an 8" height with an 11 1/2" overall face dimension. This product is sold in primed 16' length and can ship FedEx as 2 pcs - 8' each.

• PROMPT SHIPMENT •

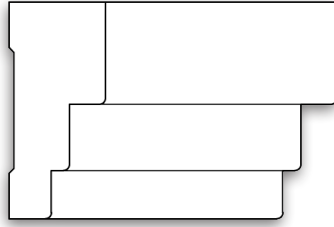
5 BUSINESS DAYS
MOST STOCK PRODUCTS

CASINGS, CHAIRRAILS AND PEDIMENTS

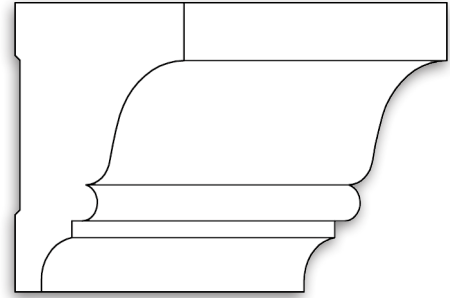
POPLAR IN-STOCK



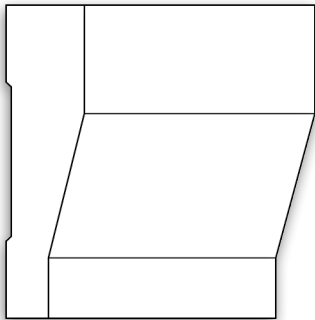
CA280
13/16" x 3 1/4"



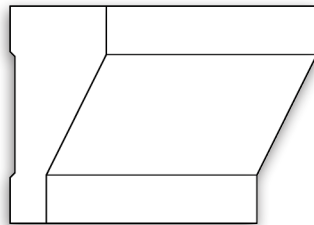
PED283
1" x 2 1/4"



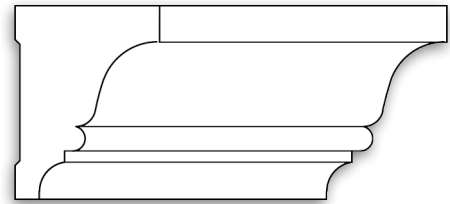
PED287
1 3/4" x 3"



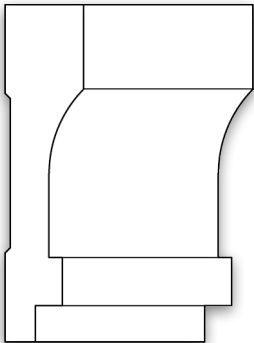
CA281
13/16" x 3 1/4"



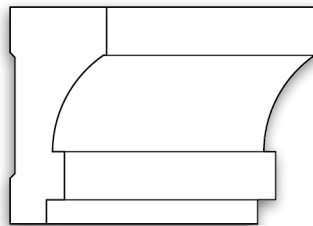
PED284
1" x 2 1/4"




PED288
1 1/2" x 2"




CA282
13/16" x 3 1/2"



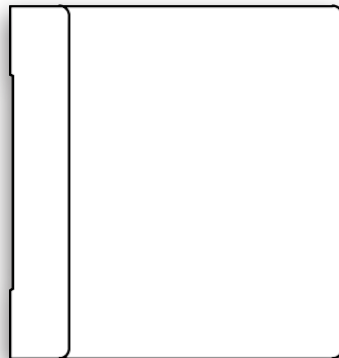
PED285
1" x 2 1/4"



PS289
13/16" x 1 1/4"



PS290
1 1/4" x 5/8"

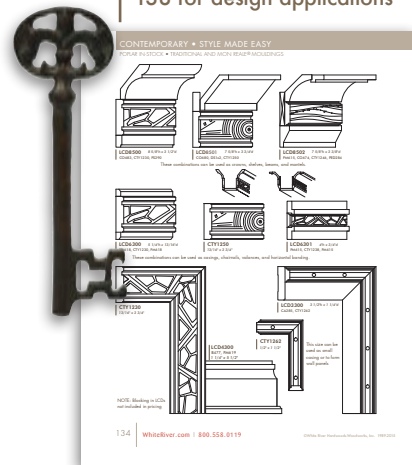


CA284
13/16" x 4 1/2"




CA285
13/16" x 3 1/2"

Style Made Easy pages 134-138 for design applications




CASINGS AND CHAIRRAIL MOULDINGS


POPLAR IN-STOCK, RED OAK DENOTED




CA300 oak
13/16" x 3"




CA325
3/4" x 6 1/2"
CA325 can adapt to 5 1/2", 4 1/2"
and 3 1/2" widths with jobsite modifications.



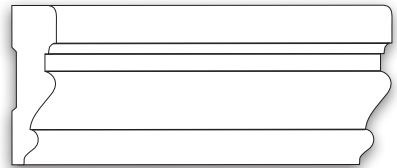
CA329
1 3/4" x 8"



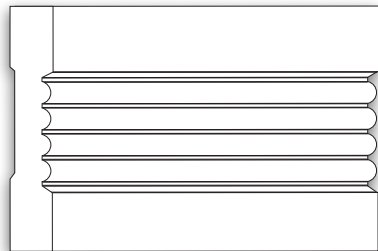
CA302
13/16" x 4"




CA326
3/4" x 3 1/4"




CA335 oak
13/16" x 2 1/2"




CA322
3/4" x 4"




CA327
3/4" x 4"




CA342
13/16" x 3 1/2"



CA323 oak
3/4" x 4"



CA328
1 5/16" x 5 1/8"



CA324
3/4" x 4"



For complimentary Crown Blocks, Rosettes & Plynths see pages 50 & 51.

CROWN & BASE BLOCKS • ROSETTES • FINISHES • KEYSTONES

Refer to Full Catalog for Details

Model	Material	Finish	Price
CR100	Poplar	White	\$1.50
CR100	Poplar	Black	\$1.50
CR100	Poplar	Red Oak	\$1.50
CR100	Poplar	Walnut	\$1.50
CR100	Poplar	Cherry	\$1.50
CR100	Poplar	Maple	\$1.50
CR100	Poplar	Almond	\$1.50
CR100	Poplar	Light Walnut	\$1.50
CR100	Poplar	Dark Walnut	\$1.50
CR100	Poplar	Light Cherry	\$1.50
CR100	Poplar	Dark Cherry	\$1.50
CR100	Poplar	Light Maple	\$1.50
CR100	Poplar	Dark Maple	\$1.50
CR100	Poplar	Light Almond	\$1.50
CR100	Poplar	Dark Almond	\$1.50
CR100	Poplar	Light Walnut	\$1.50
CR100	Poplar	Dark Walnut	\$1.50
CR100	Poplar	Light Cherry	\$1.50
CR100	Poplar	Dark Cherry	\$1.50
CR100	Poplar	Light Maple	\$1.50
CR100	Poplar	Dark Maple	\$1.50
CR100	Poplar	Light Almond	\$1.50
CR100	Poplar	Dark Almond	\$1.50

CR100 Crown Block
1 1/2" x 1 1/2" x 1 1/2"
Standard 45° Chamfer

CR100 Base Block
1 1/2" x 1 1/2" x 1 1/2"
Standard 45° Chamfer

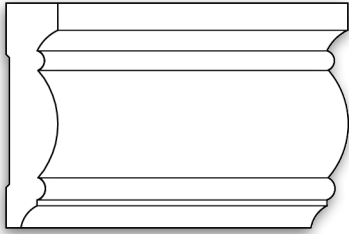
CR100 Rosette
1 1/2" x 1 1/2" x 1 1/2"
Standard 45° Chamfer

CR100 Finishes
1 1/2" x 1 1/2" x 1 1/2"
Standard 45° Chamfer


CR100 Keystones
1 1/2" x 1 1/2" x 1 1/2"
Standard 45° Chamfer

CASINGS AND CHAIRRAIL MOULDINGS

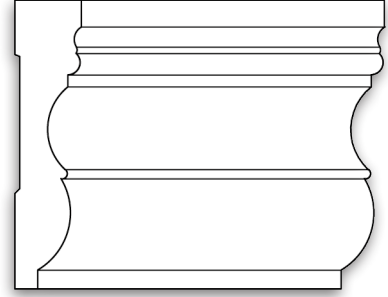
POPLAR IN-STOCK




CA344
1 3/16" x 3 1/2"




CA365
1 1/16" x 4 1/2"



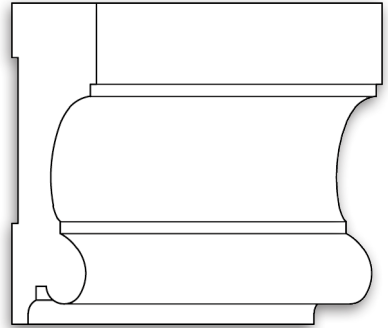
CA389
1 1/16" x 4 1/2"




CA360
1 3/16" x 3 1/2"



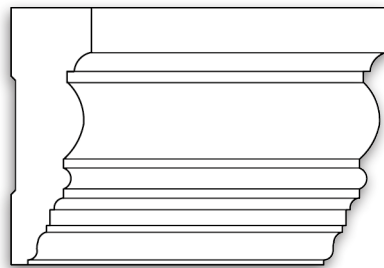
CA366
1 1/16" x 3"



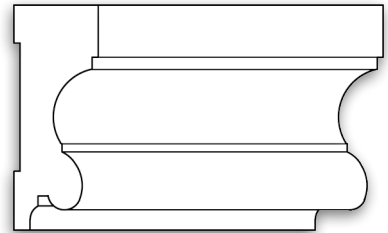
CA390
1 5/16" x 5"




CA362
1 1/16" x 4 1/2"




CA380
1 1/4" x 4"



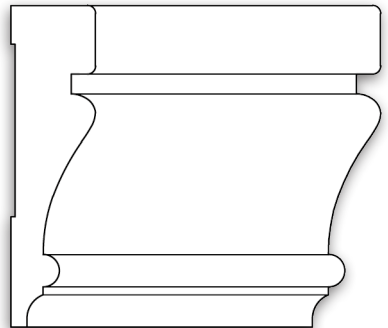
CA391
1 5/16" x 3 1/2"



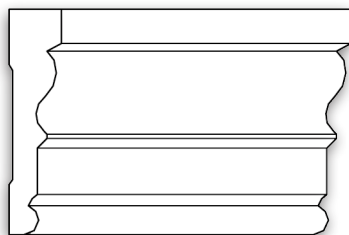
CA363
1 3/16" x 3 1/4"



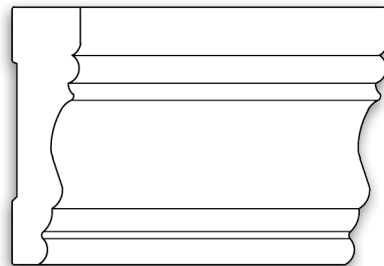
CA382
1 1/16" x 3 1/4"



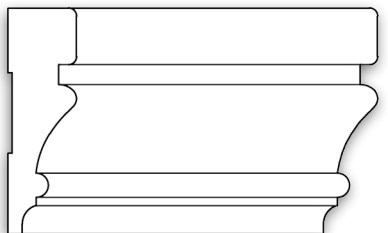
CA392
1 5/16" x 5"



CA364
1 3/16" x 3 1/2"



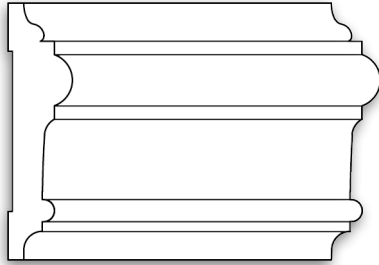
CA388
1 1/16" x 4"



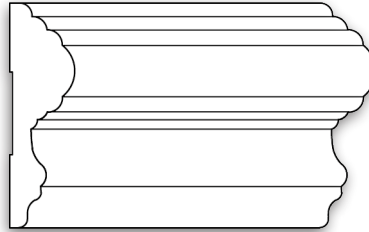
CA393
1 1/16" x 3 1/2"

CASING, CHAIRRAIL AND BACKBAND MOULDINGS


POPLAR IN-STOCK




CH600
1" x 4"



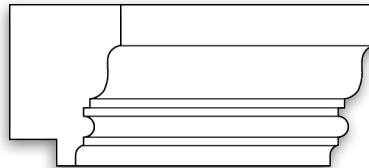
CH659
1" x 3 1/2"




BB153
1 1/2" x 1 3/8" lips 13/16"




CH601
13/16" x 3"




CH689
1 3/4" x 2 1/2" lips 13/16"




BB155
1 3/8" x 1" lips 13/16"




CH610
3/4" x 3" lips 1/2" - 3/4"




CH690
1 1/16" x 3"



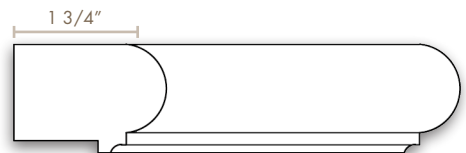
BB156
1 3/4" x 1 1/4" lips 13/16"




CH640
1 1/16" x 3"



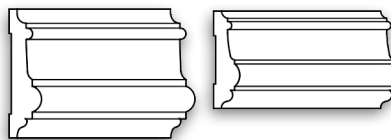
CH693
1 1/16" x 5"




BB157
2 3/8" x 1 11/16" lips 1 5/16"



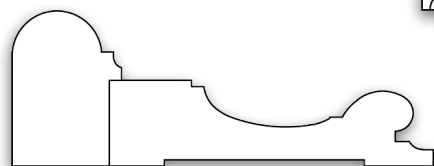
CH650
13/16" x 2 1/2"



Note: CH600 & CH601 create beautiful chairrails when used in this application:



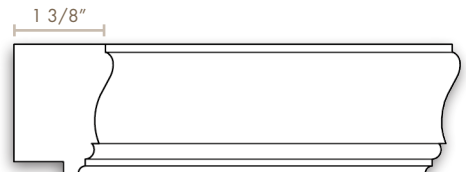
BB158
2 1/8" x 1 11/16" lips 1 1/16"




BB157 with CA390



BB160 with CA389



BB159
1 1/2" x 2" lips 13/16"



BB160
1 7/8" x 1 1/2"
lips 1 1/16"
top dim 1 7/8"


BB162
1 5/8" x 1 1/2"
lips 13/16"
top dim 1 5/8"




BB159 with CA342

HEADERS AND MANTEL MOULDINGS


POPLAR IN-STOCK




MM187
1 1/4" x 4 3/8"



DH190
1 1/16" x 5 1/4"



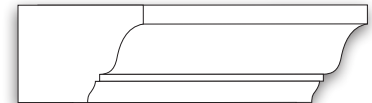
MM195
1 3/4" x 5 7/8"




TC140
1" x 2 1/8"



TC120
1" x 2 1/8"



TC150
1 3/4" x 2 1/4"



DS1x2
3/4" x 2"

DS1x4
3/4" x 3 1/2"

DS1x6
3/4" x 5 1/2"

DS1x8
3/4" x 7 1/4"

DS1x10
3/4" x 9 1/4"

DS1x12
3/4" x 11 1/4"



CDS1x4
3/4" x 4"
for crown LCD's



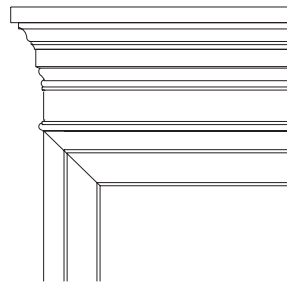
Door Headers add height to mitered casings.
TC150, DH99, CA39

CDS1x6
3/4" x 6"
for crown and base LCD's




LCD8168 uses CDS1x4


MANTEL AND DOOR APPLICATIONS




DH190 & TC150



MM195



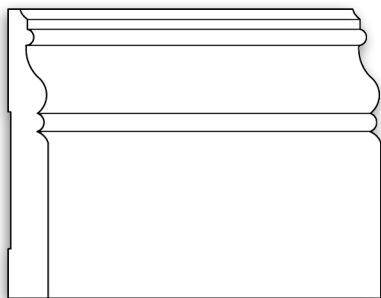
DH190 & TC150




MM187

BASEBOARD MOULDINGS


POPLAR IN-STOCK, RED OAK DENOTED




B400 oak
5/8" x 4 1/2"




B435
5/8" x 3 3/4"




B442
3/4" x 8"




B401
3/4" x 6"




B460
3/4" x 5"




B462
3/4" x 6"




B403
3/4" x 5"




B463
11/16" x 5 1/2"



B464
3/4" x 6"



B416
5/8" x 5"




B469
11/16" x 5 1/2"

• PROMPT SHIPMENT •


5 BUSINESS DAYS
MOST STOCK PRODUCTS

BASEBOARD MOULDINGS


POPLAR IN-STOCK




B470
1" x 7"



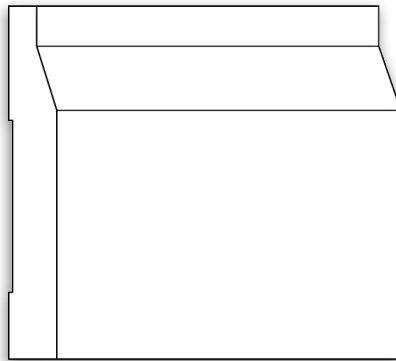
B471
3/4" x 7"



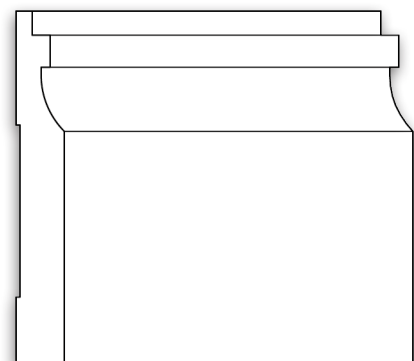
CO695
3/4" x 4 1/2"




B475
1 1/16" x 5 1/2"



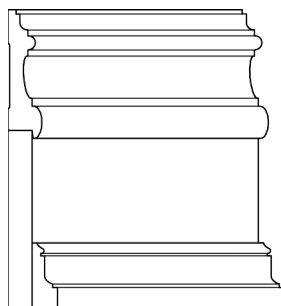
B476
1 1/16" x 5 1/2"




B477
1 1/16" x 5 1/2"




LCD4330
PM620, DS1x8, PM529
1 1/2" x 12"



LCD4332
PM622, DS1x6, PM529
1 1/2" x 9 1/4"




LCD4334
PM622, DS1x8, PM529
1 1/2" x 11"




LCD4338
PM8580, DS1x6, PM529
1 7/8" x 8 3/4"

PANEL AND CHAIRRAIL MOULDINGS


POPLAR IN-STOCK



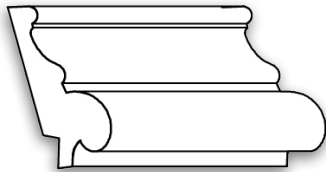
PM602
13/16" x 2 1/4"




PM603
1" x 2"




PM604
3/4" x 1 1/2"




PM605
1 1/16" x 2 5/8" lips 1/2" - 3/4"




PM608
7/8" x 2 1/2"




PM609
1/2" x 1 1/2"




PM610
5/8" x 1 1/4"




PM611
5/8" x 1"




PM612
5/8" x 1 1/4"




PM613
1/2" x 1"




PM614
3/8" x 3/4"




PM615
3/4" x 1 3/8"




PM616
3/4" x 1 3/8"



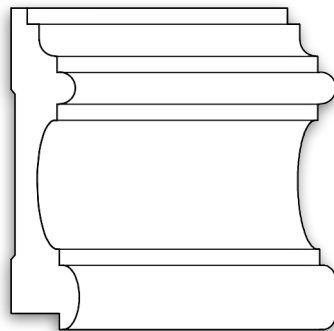
PM617
1/2" x 3/4"




PM618
1/2" x 3/4"



PM619
1/2" x 3/4"



PM620
1 1/16" x 5" lips 3/4"




PM622
1 1/16" x 4" lips 3/4"



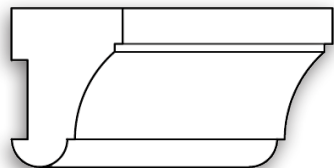
PS289
1 1/4" x 13/16"




PS290
1 1/4" x 5/8"



CA366
1 1/16" x 3"



CO715
1 3/4" x 2 1/2"




CO716
1 1/2" x 1 1/2"

• PROMPT SHIPMENT •


5 BUSINESS DAYS
MOST STOCK PRODUCTS

PANEL AND SHOE MOULDINGS

POPLAR IN-STOCK, RED OAK DENOTED



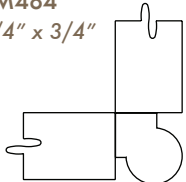
PM480
1 1/2" x 2 1/2"




PM482
1" x 1 5/8"




PM484
3/4" x 3/4"




PM484 is used where two 1x's meet to create a finished moulded look, adding ease of installation and beauty. This is especially applicable for the creation of beams. May be used for other applications.




PM485
3/8" x 1/2"




Panel moulds are more versatile than other mouldings, having a variety of uses.




PM500 lips 3/4"
5/8" x 2 1/4"




PM505 lips 1/2" - 3/4" oak
3/4" x 2"




PM511
13/16" x 1 3/4"




PM520 lips 1/4"
11/16" x 1 3/4"



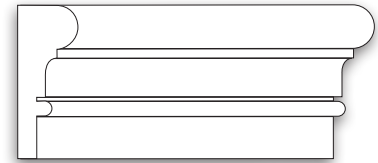
PM521
1" x 1 3/4"




PM525 oak
11/16" x 1 3/4"




PM526
1 1/16" x 2 1/8"




PM527
1" x 2 1/2"



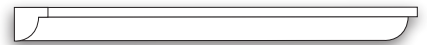
PM529
3/4" x 2"



PM530
3/4" x 1 1/8"



PM535
5/8" x 1 1/4"




PM537
1/2" x 1/2"



PM538
1/4" x 1 1/2"




PM539
1/2" x 5/8"



PM540
5/8" x 1"

PANEL AND SHOE MOULDINGS

POPLAR IN-STOCK, RED OAK DENOTED




PM553 lips 1/4"
3/4" x 3"




PM560
3/4" x 1"




PM561
3/4" x 3/4"




PM569
3/4" x 1"




PM570
3/4" x 2"



PM577 lips 1/2" - 3/4"
3/4" x 2 3/8"



PM580 lips 3/4"
3/4" x 1 3/4"




PM582 lips 3/4"
3/4" x 1 3/8"




PM585
1/2" x 1"




PM586
3/4" x 1 1/2"



PM590
1 1/2" x 2 1/2"




PM593
1" x 1 1/4"




PM595
5/8" x 3/4"



PM597 lips 1/2"
1 3/16" x 2 1/2"



PM598 lips 1/2"
1" x 2"




RE104
9/16" x 1 5/8"




RE107
3/8" x 3/4"



DS100
1/2" x 1 1/2"




DS110
1/2" x 1 1/2"




DS111
3/8" x 2"



BS126 oak
3/4" x 1/2"



OS101 lips 5/8"
13/16" x 13/16"



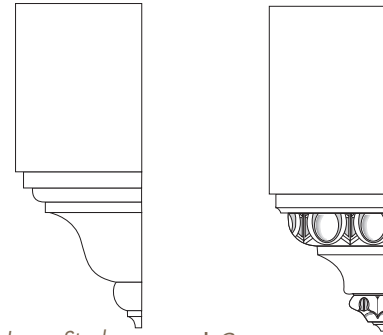
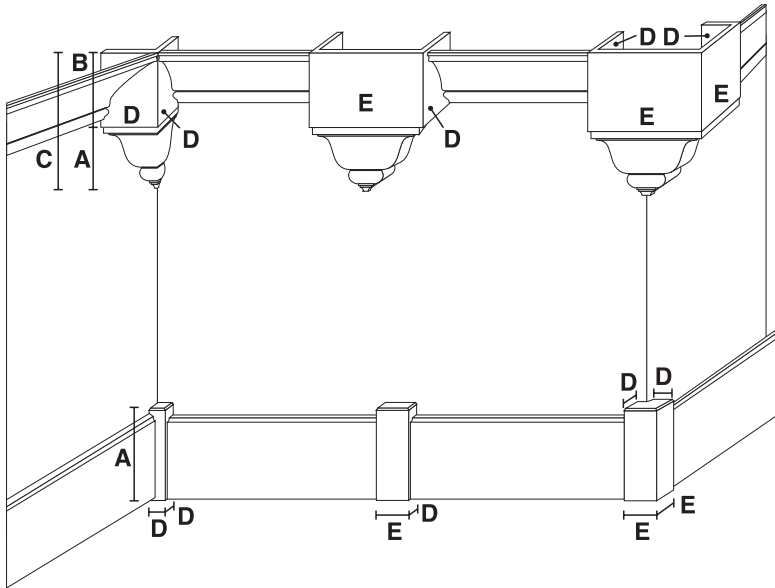
OS102 lips 3/8"
13/16" x 1 3/8"



QR105
3/4" x 3/4"

CROWN AND BASE BLOCKS

POPLAR IN-STOCK



Large Stock crown blocks are made using CR800 crown

Custom crown blocks are "Made-to-Order" using any of our stock crowns



Small Stock crown blocks are made using CR810 crown

LARGE CROWN BLOCKS		A	B	C	D	E
LCB040	Inside Corner	5 1/2"	6"	11 1/2"	4 1/2"	-
LCB041	Outside Corner	5 1/2"	6"	11 1/2"	4 1/2"	9"
LCB042	Mid Room	5 1/2"	6"	11 1/2"	4 1/2"	9"
SMALL CROWN BLOCKS		A	B	C	D	E
SCB045	Inside Corner	3 3/4"	4 1/4"	8"	3 1/4"	-
SCB046	Outside Corner	3 3/4"	4 1/4"	8"	3 1/4"	6 1/2"
SCB047	Mid Room	3 3/4"	4 1/4"	8"	3 1/4"	6 1/2"
LARGE BASE BLOCKS		A	B	C	D	E
LBB007	Inside Corner	7"	-	-	1 1/16"	-
LBB008	Outside Corner	7"	-	-	1 1/16"	2 1/8"
LBB009	Mid Room	7"	-	-	1 1/16"	2 1/8"
SMALL BASE BLOCKS		A	B	C	D	E
SBB005	Inside Corner	5"	-	-	7/8"	-
SBB003	Outside Corner	5"	-	-	7/8"	1 3/4"
SBB004	Mid Room	5"	-	-	7/8"	1 3/4"

NOTE | Custom crown & base corners available upon request. Specifications needed for a quote.



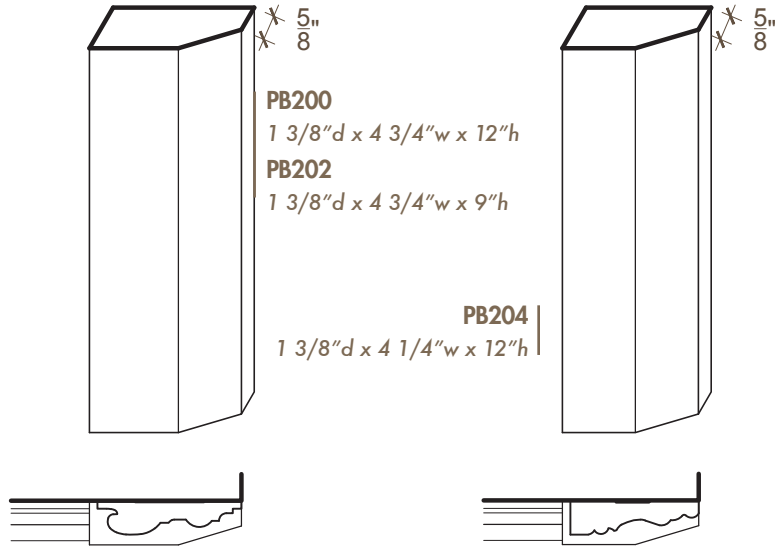
Custom crown block with CM87



CRV5095 - Lindenwood Only Large Crown Block
5 1/2"w x 12"h x 5 1/2"d
accepts up to 5 1/2" - 7 1/2" crowns



CRV5099 - Lindenwood Only Small Crown Block
3 1/2"w x 8 1/2"h x 3 1/2"d
accepts up to 5" crowns



PB200
1 3/8" d x 4 3/4" w x 12" h

PB202
1 3/8" d x 4 3/4" w x 9" h

PB204
1 3/8" d x 4 1/4" w x 12" h


Fit casings: CA8346,
CA8320, CA8322, CA8326,
CA362, CA389

1 3/8" thickness will accept 3/4" base & 1/2" shoe. Jobsite modify for shorter heights.

Fits casings: CA8347,
CA8348, CA8340, CA36,
CA38, CA40, CA380


INTERSECTING PLYNTH BLOCKS

This style plynth would be no more than 1/4" - 1/2" wider than the casing and 1/4" - 3/4" taller than the baseboard. Easy to jobsite modify for shorter bases.




USING PLYNTH BLOCKS AND ROSETTES

When a baseboard is thicker than the receiving edge of the casing, or when an extra touch of architectural detailing is required, a plynth or rosette is employed. A plynth usually acts like the base of a column for a casing and a rosette as its capital (though sometimes used in place of a plynth).



KEY034
Leaf Face



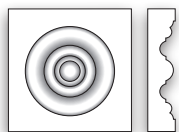
KEY031, 032, 033
Plain Face

ITEM NUMBER	A	B	C	D
KEY031	1"	2"	4"	4 1/2"
KEY032	1"	2 1/2"	4 1/2"	5"
KEY033	1 3/4"	3"	5 1/2"	6"
KEY034	1 3/4"	4"	6 1/2"	8"


NOTE | KEY031, 032, 033 available in plain face only. KEY034 (shown) cast as resin Poplar.




LBRO11
3/4" x 8 1/2" radius outside corner for 3/4" bullnose sheetrock accepts bases up to 3/4" x 8" - jobsite cut for shorter bases



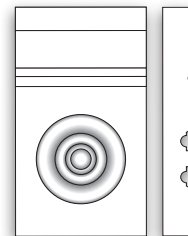
27/32" Rosettes
ROS161 2 3/4" x 2 3/4"
ROS159 3 1/2" x 3 1/2"
ROS163 3 3/4" x 3 3/4"




1" Architectural Rosettes
ROS166 3 3/4" x 5 3/4"
ROS167 4 1/2" x 6 1/2"
ROS168 5 1/2" x 7 1/2"



1" Rosettes
ROS162 2 3/4" x 2 3/4"
ROS169 3 1/2" x 3 1/2"
ROS160 3 3/4" x 3 3/4"
ROS158 4" x 4"
ROS164 4 1/2" x 4 1/2"
ROS165 5 1/2" x 5 1/2"



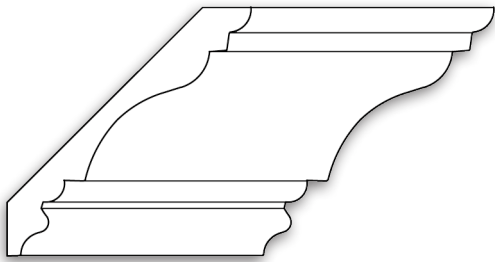
1" Architectural Plynth
PB192 3" x 5"
PB193 4" x 7"
PB185 4 1/2" x 8"
PB186 5 1/2" x 8"



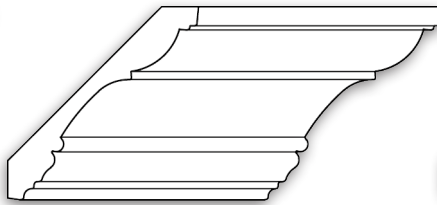
1" Plynth Block
PB171 3" x 5"
PB170 4" x 7"
PB183 4 1/2" x 8"
PB187 5 1/2" x 8"

PRIMED MOULDINGS

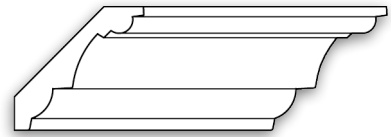
PRIMED MDF 16' IN-STOCK



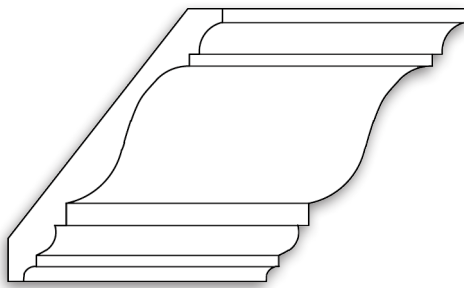
CR892
1" x 7 1/4" 5 1/8"h x 5 1/8"d
Ultralite Primed MDF - 16' lengths



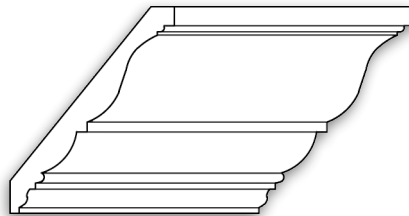
CR894
13/16" x 5 5/8" 4"h x 4"d
Ultralite Primed MDF - 16' lengths



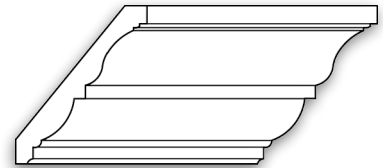
CR896
11/16" x 3 3/4" 2 1/2"h x 2 5/8"d
Ultralite Primed MDF - 16' lengths



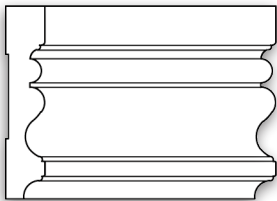
CR897
3/4" x 7" 5 1/2"h x 4 1/4"d
Primed MDF - 16' lengths



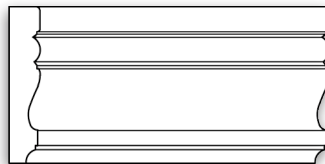
CR899
5/8" x 5 1/2" 5 1/2"h x 4 1/4"d
Primed MDF - 16' lengths




CR898
5/8" x 4 1/4" 3 3/8"h x 2 3/4"d
Primed MDF - 16' lengths




CA397
13/16" x 4"
Primed MDF - 16' lengths




CA399
5/8" x 3 1/4"
Primed MDF - 16' lengths




CA398
5/8" x 2 1/2"
Primed MDF - 16' lengths




BA497
5/8" x 6"
Primed MDF - 16' lengths




BA499
9/16" x 5 1/4"
Primed MDF - 16' lengths




BA498
9/16" x 4 1/4"
Primed MDF - 16' lengths



PM657
11/16" x 1 3/4"
Primed MDF - 16' lengths



PM659
1 3/8" x 2 3/4"
Ultralite Primed MDF - 16' lengths



MDF1x6M	MDF1x8M	MDF1x12M
3/4" x 5 1/2"	3/4" x 7 1/4"	3/4" x 11 1/4"
Ultralite Primed MDF - 16' lengths		



THE CLASSICAL ORDERS

Made - To - Order

White River is pleased to offer The Classical Orders, featuring complementary mouldings sized and detailed specifically for a Classically-inspired and Classically-proportioned interior application. Complete moulding collection featuring the Tuscan and ornate Corinthian entablatures are manufactured in the U.S.A., from clear Poplar and Made-To-Order per job. They are priced per-foot based on lineal footage of order. Minimum order 100 linear feet – Made-To-Order – priced in incremental quantities. Detailed policy on National Price List.

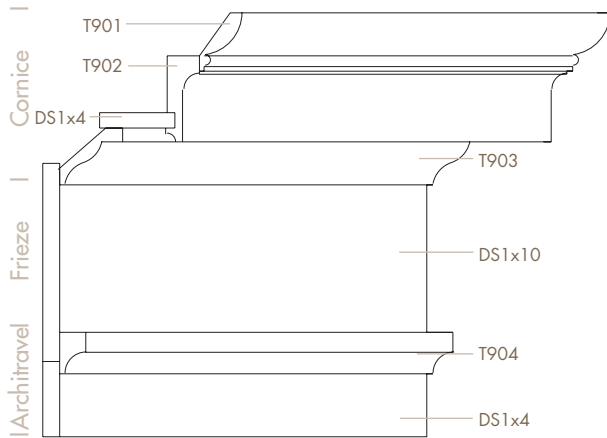
PHOTO | Inspired by the Tuscan Order of Classical Architecture, this perfectly-proportioned entablature is 31" in height and brandishes the palmette and lotus frieze motif. Magnum Opus. Majestic.

COLLECTIONS FEATURED | THE CLASSICAL ORDERS • CUSTOM OFFERINGS

PRODUCTS SPECIFIED | The Tuscan Order with custom ornamentation featuring the Palmette motif.

THE TUSCAN ORDER FOR A 9' CEILING HT.

MADE TO ORDER



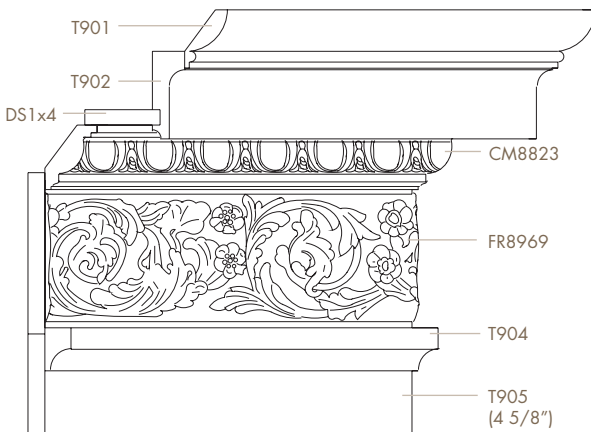
LCD8300 7pcs. Original Design
19 3/4" h x 9 1/4" d

LCD8300 This Tuscan Order, originating in 14th century Renaissance Italy, promotes a tectonic severity that is visually pleasing. Designed for a 9' ceiling, this scale and proportion observes the Rules of Classical Architecture.

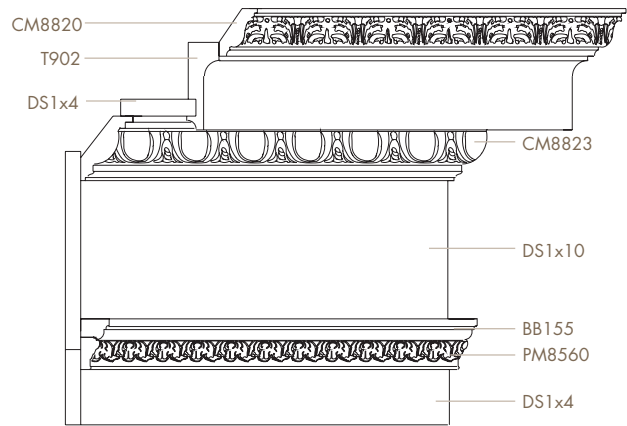
LCD8303 utilizes the same proportion and scale as LCD8300 while employing diversity in classical character. The masculine egg and dart in the lower cornice complements the dynamic rinceau scroll in the frieze.

LCD8306 utilizes the acanthus leaf with egg and dart in the cornice and the acanthus leaf in the uppermost section of the architrave.

White River offers these profiles on a Made-to-Order basis due to size and potential Design Variations offered.



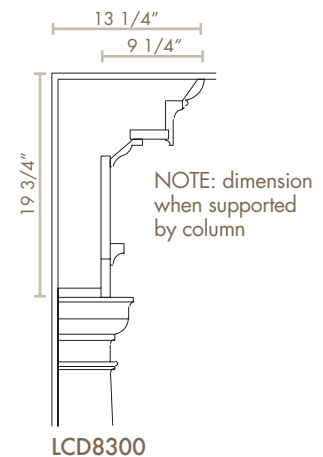
LCD8303 7pcs. Design Variation
19 3/4" h x 9 1/4" d



LCD8306 8pcs. Design Variation
19 3/8" h x 9" d



Elevation for 9' Ceiling Columns are 81 3/4" h, taper from 11 3/4" to 9 1/2"



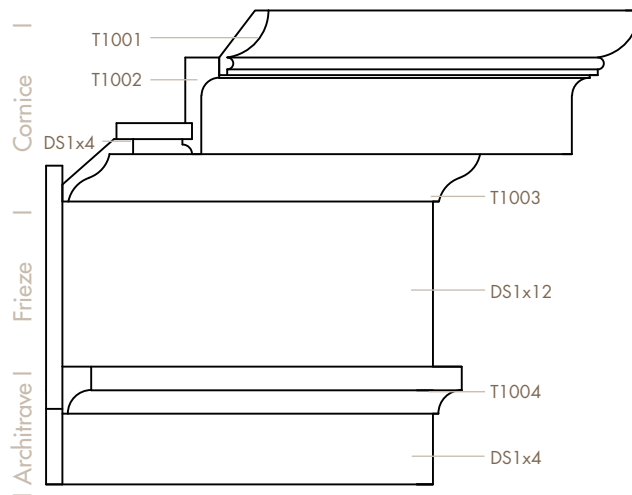
LCD8300

LCD8310 This Tuscan Order, originating in 14th century Renaissance Italy, promotes a tectonic severity that is visually pleasing. Designed for a 10' ceiling, this scale and proportion observes the Rules of Classical Architecture.

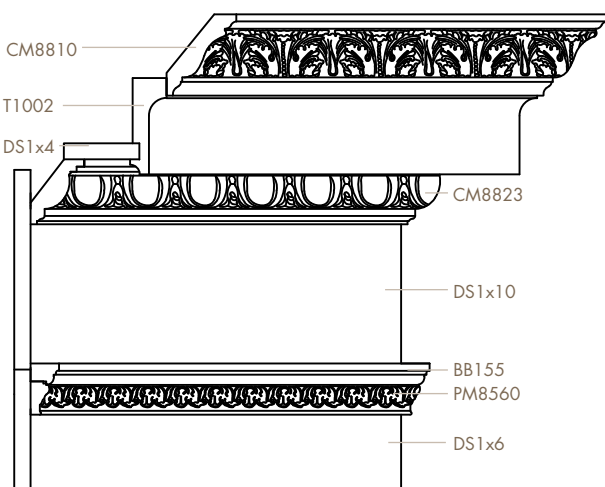
LCD8316 utilizes the acanthus leaf with egg and dart in the cornice and the acanthus leaf in the uppermost section of the architrave.

LCD8313 employs diversity in classical character. The masculine egg and dart in the lower cornice complements the dynamic rinceau scroll in the frieze.

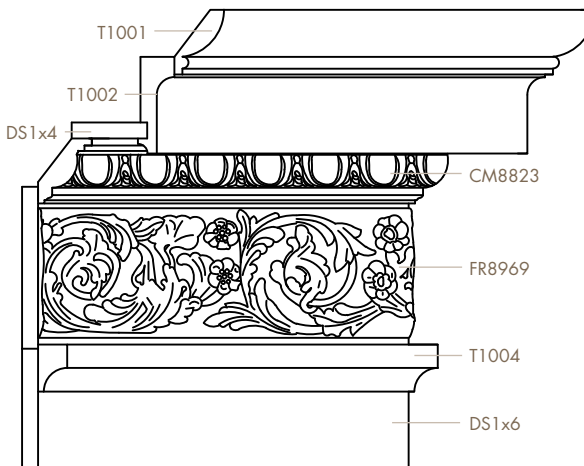
White River offers these profiles on a Made-to-Order basis due to size and potential Design Variations offered.



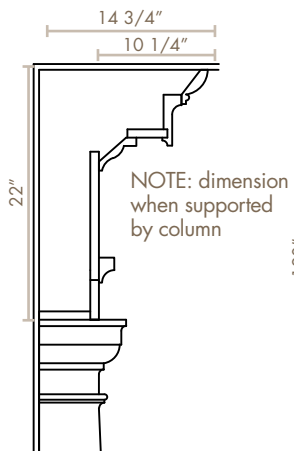
LCD8310 7pcs. Original Design
22"h x 10 1/4"d




LCD8316 8pcs. Design Variation
22"h x 10 1/4"d



LCD8313 7pcs. Design Variation
21 1/4"h x 9 3/8"d



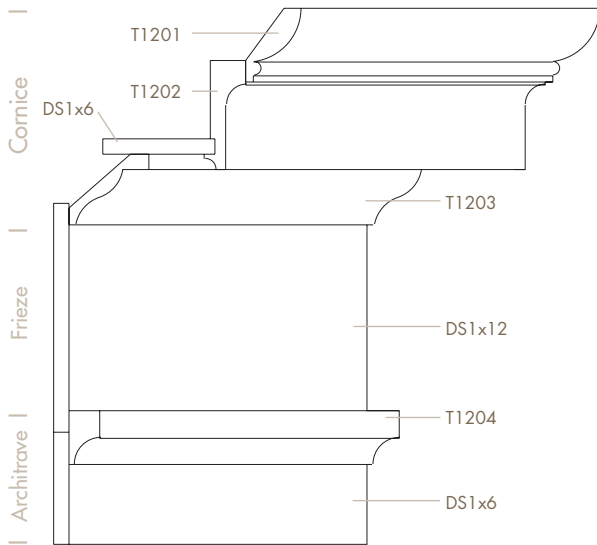
LCD8310



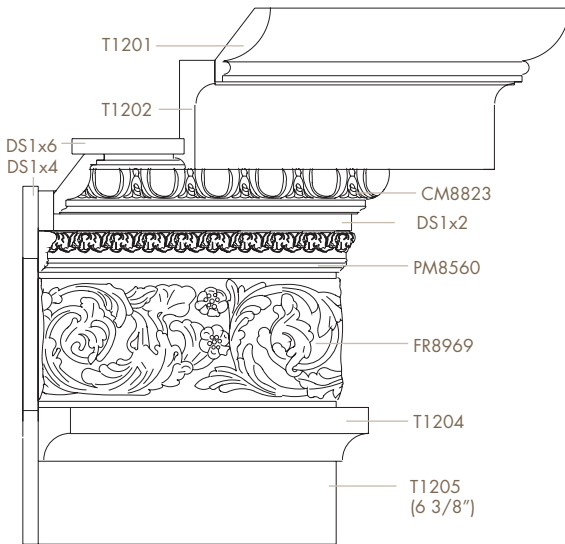
Elevation for 10' Ceiling Columns are 91"h, taper from 13 1/8" to 10 1/2"

THE TUSCAN ORDER FOR A 12' CEILING HT.

MADE TO ORDER



LCD8320 7pcs. Original Design
26 1/4" h x 12 1/8" d



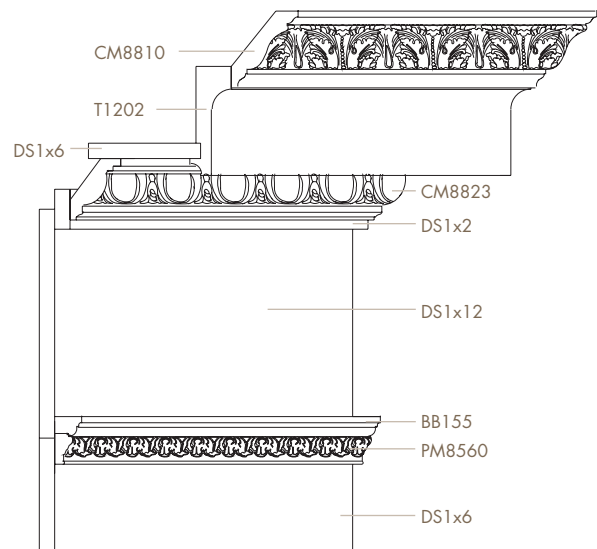
LCD8323 Design Variation
26 1/4" h x 12 1/8" d 10pcs.

LCD8320 This Tuscan Order, originating in 14th century Renaissance Italy, promotes a tectonic severity that is visually pleasing. Designed for a 12' ceiling, this scale and proportion observes the Rules of Classical Architecture.

LCD8323 employs diversity within classical proportions. The masculine egg and dart complements the dynamic rinceau scroll in the frieze.

LCD8326 utilizes the acanthus leaf with egg and dart in the cornice and the acanthus leaf in the uppermost section of the architrave.

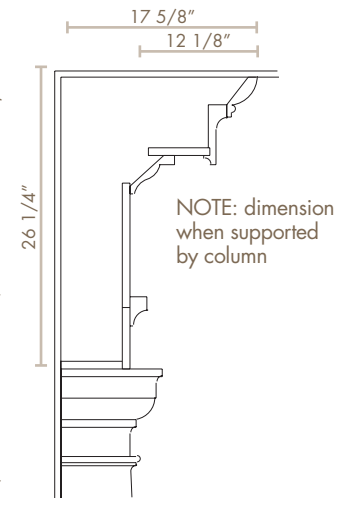
White River offers these profiles on a Made-to-Order basis due to size and potential Design Variations offered.



LCD8326 Design Variation
26 1/2" h x 12 3/4" d 9pcs.



Elevation for 12' Ceiling Columns are 109 1/4" h, taper from 15 3/4" to 12 5/8"



LCD8320

THE CORINTHIAN ORDER FOR A 9' CEILING HT.

MADE TO ORDER

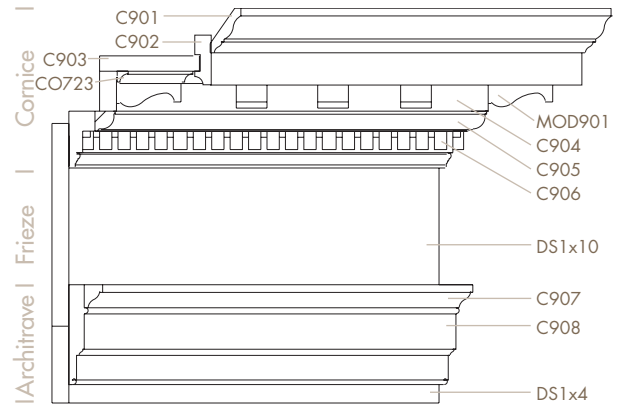
LCD8330 This Corinthian Order, originating in 4th century BC Greece, is one of the oldest and ornate Orders. The Corinthian Order offers a refinement of form that is visually pleasing. This profile utilizes modillion blocks and dentil moulding. Proportioned for a 9' ceiling, this scale and proportion observes the Rules of Classical Architecture.

LCD8333 utilizes handcarved acanthus modillion blocks, egg and dart, and other refinements.

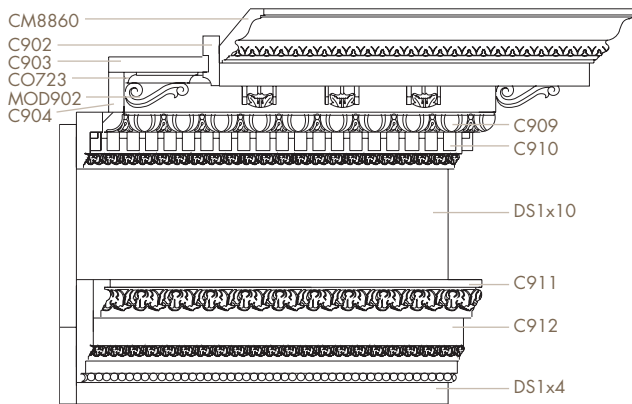
LCD8336 employs an acanthus crown in the cornice and the dynamic rinceau scroll in the frieze. The highly embellished frieze and cornice are supported by the unembellished architrave.

Prices reflect modillion blocks installed at 6" o/c. Please order additional modillion blocks if closer spacing is desired.


White River offers these profiles on a Made-to-Order basis due to size and potential Design Variations offered.



LCD8330 12pcs. Original Design
18"h x 8 5/8"d



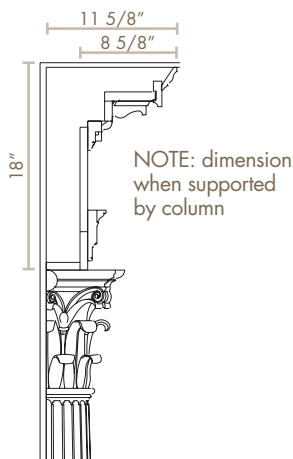
LCD8333 12pcs. Design Variation
18"h x 9 1/4"d



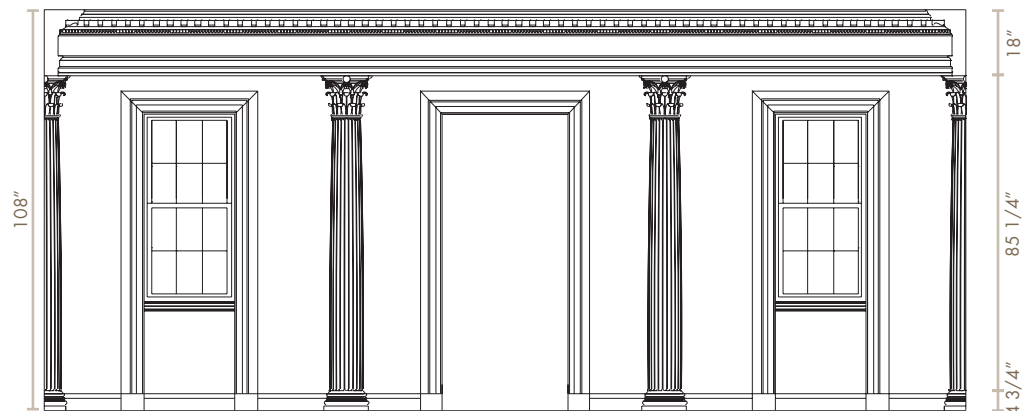
LCD8336 13pcs. Design Variation
18"h x 9"d



For classically proportioned cabinetry or furniture see pages 126-128



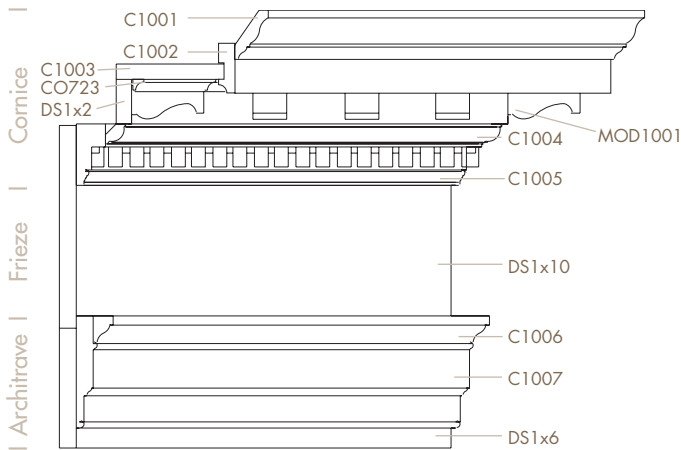
LCD8330



Elevation for 9' Ceiling Columns are 85 1/4"h, taper from 9" to 7 1/2"

THE CORINTHIAN ORDER 10' CEILING HT.

MADE TO ORDER



LCD8340 12pcs. Original Design
20"h x 9 1/2"d

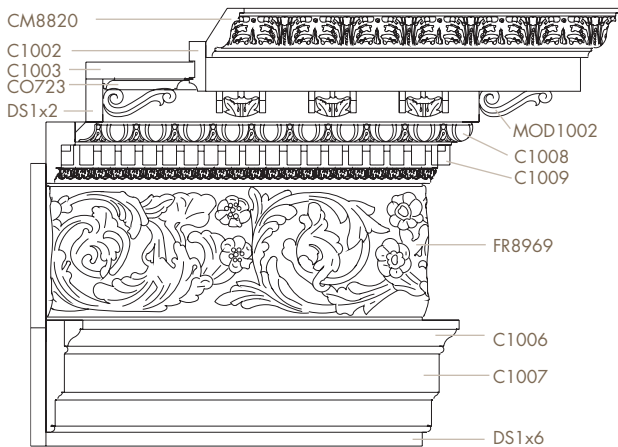
LCD8340 This Corinthian Order, originating in 4th century BC Greece, is one of the oldest and ornate Orders. The Corinthian Order offers a refinement of form that is visually pleasing. This profile utilizes modillion blocks and dentil moulding. Proportioned for a 10' ceiling, this scale and proportion observes the Rules of Classical Architecture.

LCD8346 employs an acanthus crown in the cornice and the dynamic rinceau scroll in the frieze. The highly embellished frieze and cornice are supported by the unembellished architrave.

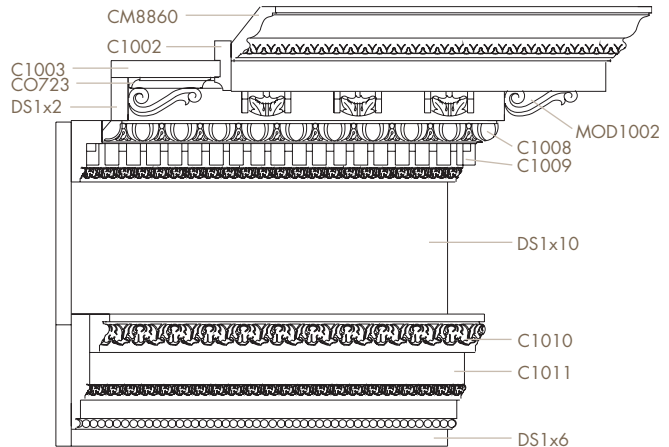
LCD8343 utilizes handcarved acanthus modillion blocks, egg and dart, and other refinements. The highly embellished cornice complements the unembellished frieze and architrave.

Prices reflect modillion blocks installed at 6" o/c. Please order additional modillion blocks if closer spacing is desired.

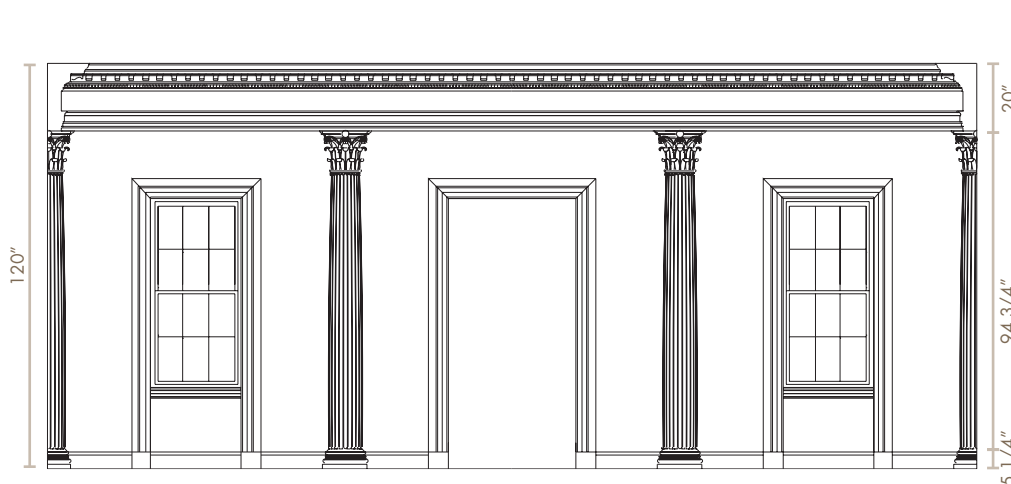
White River offers these profiles on a Made-to-Order basis due to size and potential Design Variations offered.



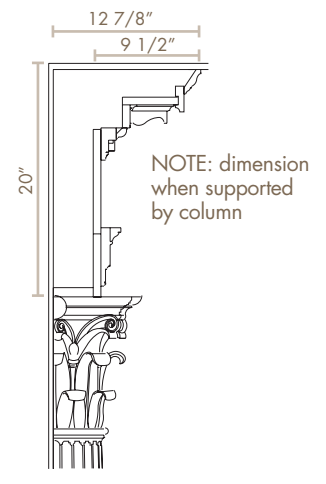
LCD8346 12pcs. Design Variation
20"h x 9 3/4"d



LCD8343 12pcs. Design Variation
20"h x 10"d



Elevation for 10' Ceiling Columns are 94 3/4"h, taper from 10" to 8 3/8"



LCD8340

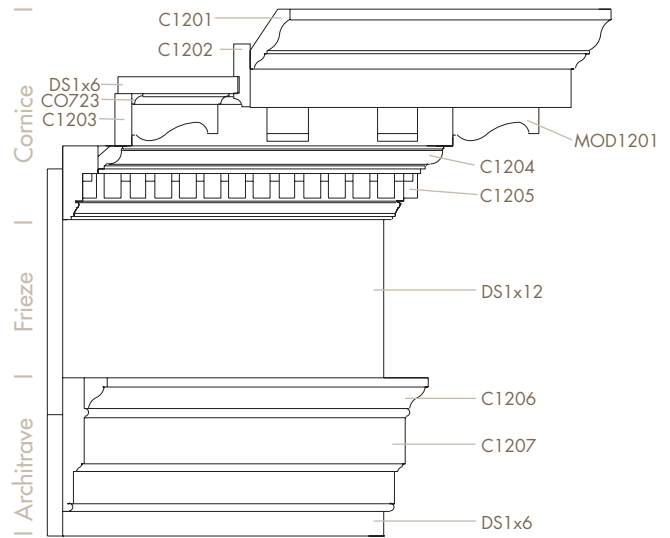
LCD8350 This Corinthian Order, originating in 4th century BC Greece, is one of the oldest and ornate Orders. The Corinthian Order offers a refinement of form that is visually pleasing. This profile utilizes modillion blocks and dentil moulding. Proportioned for a 12' ceiling, this scale and proportion observes the Rules of Classical Architecture.

LCD8353 utilizes handcarved acanthus modillion blocks, egg and dart, and other refinements. The highly embellished cornice complements the unembellished frieze and architrave.

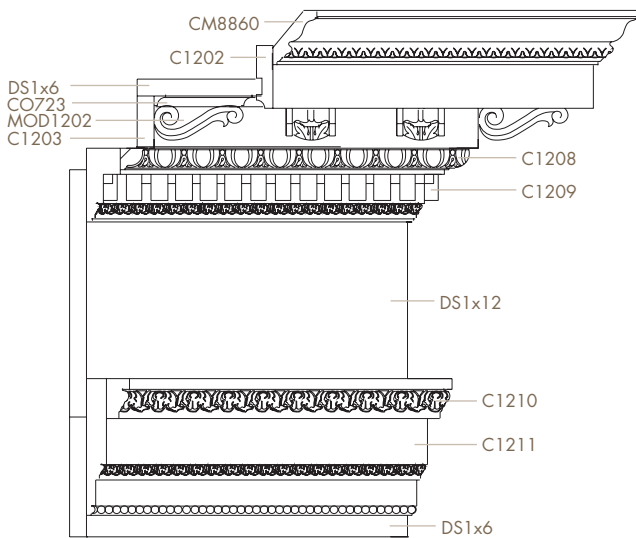
LCD8356 employs an acanthus crown in the cornice and the dynamic rinceau scroll in the frieze.

Prices reflect modillion blocks installed at 6" o/c. Please order additional modillion blocks if closer spacing is desired.

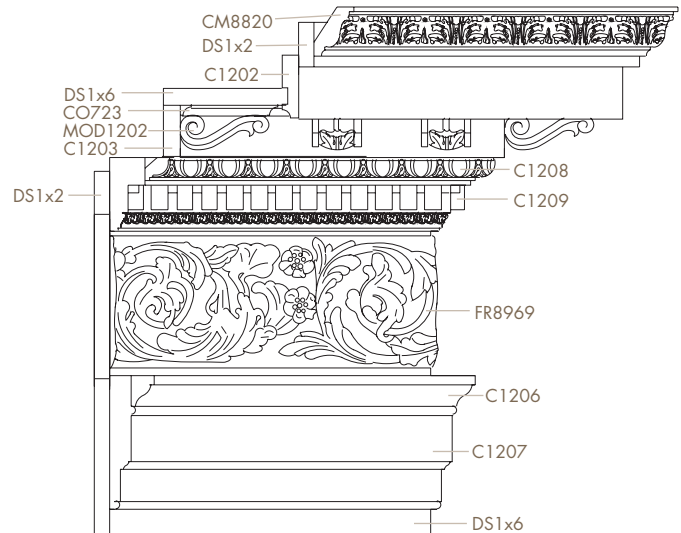
White River offers these profiles on a Made-to-Order basis due to size and potential Design Variations offered.



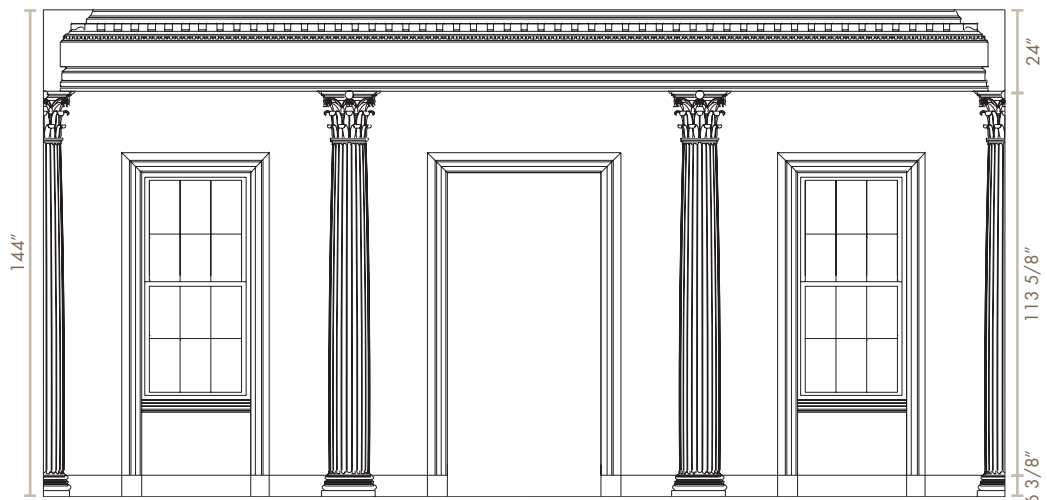
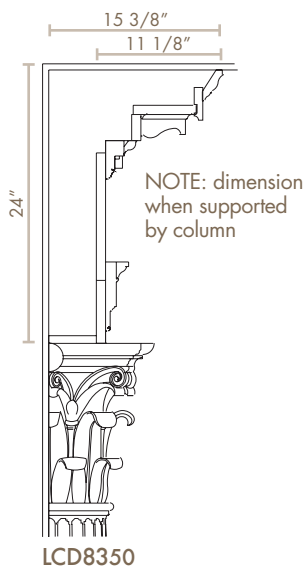
LCD8350 12pcs. Original Design
24"h x 11 1/8"d




LCD8353 12pcs. Design Variation
24"h x 11 1/4"d



LCD8356 14pcs. Design Variation
24"h x 11 7/8"d



Elevation for 12' Ceiling Columns are 113 5/8"h, taper from 12" to 10"



ARCHITECTURAL DESIGN SERVICES | PANELLED LIBRARY

In this design, the client requested a masculine library addition to his home. After an extensive process of multiple iterations and revisions, the client was able to rule out what didn't follow his vision for the room until what was left was perfection. Executed in a Classical style using cherry mouldings, this room provides a tranquil retreat from the world to enjoy a book while sitting by the fire.

Products specified: Wall panels - FR8965, custom key, CM8820, CRV5137, MLD5829, CRV5138 (jobsite modified), and other mouldings; Cornice - PM521, CM73; Coffers - PM8563, CM8865, CO674, CO703, CM8801



ARCHITECTURAL DESIGN SERVICES, CUSTOM & SPECIALTY PRODUCTS

White River offers a service usually not available from typical manufacturers who distribute nationally and internationally. White River's **Architectural Design Services** include a wide range of services including jobsite visits, preliminary sketches, elevations, CAD drawings, and complete take-offs; this is a fee-based service. We also specialize in custom doors, woodcarvings and radiused mouldings. View this section for a quick overview of WhiteRiver.com, and Metalwood finishes by Luminor.

PHOTO | Constructed in 1891 in Greenwood, AR, The Rox was originally a school built in the Italianate style. Remodeled in the 1960s, The Rox underwent a transformation to become the private residence it is today. The Rox was again remodeled in 2006 giving the interiors their present Edwardian appearance and updating it functionally for a young and vibrant family.

ARCHITECTURAL DESIGN SERVICES

BY WHITE RIVER'S DESIGN TEAM

White River provides a wide range of Architectural Design Services (preliminary sketches & elevations, 3D drawings and build-ups in CAD) for residential and commercial projects. Our projects range from 25,000 sq. ft. interior projects to important rooms, focal points and remodels. Our staff of Master Millwork Designers have more than 100 years of combined experience in the specification of traditional millwork. We work from initial concepts, build-ups, to full estimating. We take pride in our ability to take your ideas and transform them into an interior of your dreams.




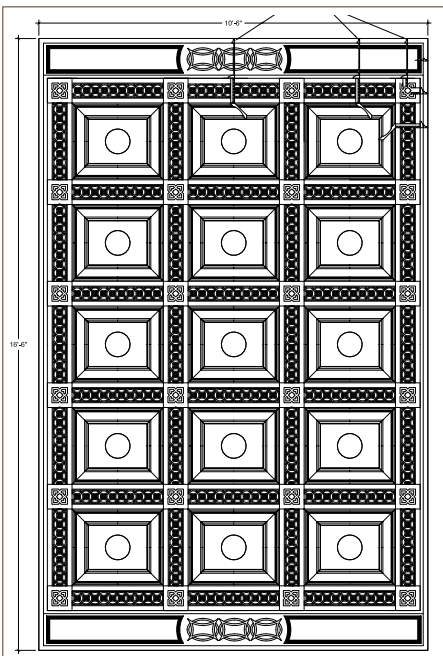
Ornate ceiling. Design Services were requested to create an ornate ceiling that was to be the jewel of this entry area. Magnificent!

"The most important part of the design process is that we listen to your dreams and expectations and when the job is finished, that you love your interior and you know you were a part of it."

Joan Johnson
Founder White River
Senior Designer & Product Development





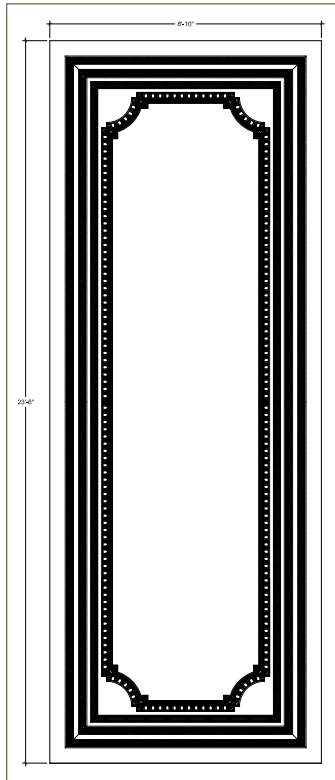
Design Services requested with these jobsite conditions



ABOVE: Sketch from photography. During the jobsite visit, our Designer takes specific photography of rooms. This allows for quick detailing of elevations in perspective for the client. Quick and loosely drawn, these incorporate walls, ceilings, columns, and stairs into one elevation.


LEFT: Coffered ceiling motif. This client requested that our Design Services create a beamed ceiling using celtic motifs and fit the design into existing framing. Wonderful!

Renderings in a variety of illustrated formats create rooms with atmosphere, depth, scale, and proportion. The next stage of the Design Process includes, but is not limited to: wall elevations, reflective ceiling plans, moulding sections, and an estimated cost per detail for each room. The scope of the millwork detail can be captured in moulding sections only or may demand full elevations where details change per wall elevation and documentation is needed.



LEFT: Panelled ceiling. With a 26' flat ceiling in the great room, Design Services created this embellished large panel with varying motifs and scale.

ABOVE: Panelled celtic door surround. This client had a lovely leaded glass entry door and window and desired celtic motifs designed in a Classical language. Exciting!



ABOVE/RIGHT: The theater room. Design Services were requested to create panelled walls & coffered ceilings in this Theater Room.

A WORD FROM THE WHITE RIVER TEAM |

"You can't get your millwork designs out of a magazine picture. And your investment in expert, professional Millwork Design will ultimately save you money while adding an immeasurably elegant dimension to your beautiful home."

"Call us and let's discuss your project. We think you will be surprised at how we can help you choose a beautiful millwork package and save you money. Call or email today – once you see our designs, you'll love the renderings that you see."



CUSTOM WORK BY WHITE RIVER

YOUR DESIGN OR OURS, MADE TO ORDER



LEFT: Custom carved filigree for cabinet doors, designed by our Design Services. Fanciful.



ABOVE:: Custom, oversized corbel being handcarved by Master Carver. Corbel motif features hearts, spades, diamonds, and clubs as specified by Designer for private residential lounge.



BELOW: Handcarved ceiling medallion designed by our Design Services. The size is 4" thickness by 24" diameter. Delightful.



ABOVE: Our client was looking for a unique wood mantel. The majority of the piece had a very detailed but traditional shape. In contrast, the face was to be more delicate and organic.



ABOVE: Acanthus plume cartouche was reproduced for a New York hotel. The French motif was exacting and perfected. Profound.



ABOVE: This customer was building a new home and requested that White River reproduce the mantel from her family home. She was very pleased with the end result!



CUSTOM DOORS BY WHITE RIVER

YOUR DESIGN OR OURS, MADE TO ORDER

White River Hardwoods is a manufacturer of the finest architectural hardwood doors. Door specifications can be interior or exterior units, pre-hung units or slabs. Our Custom Shop specializes in domestic and exotic wood species, unique detailing, heavy embellishments, or oversized units. In reproducing European door styles, we utilize our woodcarving plant for historically designed onlays. We also specialize in radius work for doors and other applications on your jobsite.




LEFT: Fanciful pantry door built by our Custom Shop features rail and stile frame with vertical panels. The deeply carved custom woodcarvings are based on the clients' photos.



LEFT: Custom Interior Door (one of thirty units for a job) features parquet lower panel and custom wood carvings designed for each door.

ABOVE: Two panel mouldings frame upper and lower panels, which create soft but dramatic framing.

ABOVE BOTTOM: The bottom of the panel above with carving is all one piece with offset radius to match deeply carved scrolls.



ABOVE: The ultimate architectural element – curved beams merging with straight beams. The straight handcarved mouldings are manufactured from Cherry and curved carved mouldings manufactured from resin – and who can tell the difference? Resplendence. Grand.

LEFT: This Tudor arch cased opening features 30" panelled jamb with curved panels at the top. The very intricate details were supplied by White River's Custom Shop. Gratified.

BELOW: Entry door features quarter-sawn White Oak, true divided lights and is a true dutch door.



TILTON COFFERED CEILING SYSTEMS

YOUR DESIGN OR OURS, MADE TO ORDER




TILTON COFFERED CEILINGS

A breakthrough in the way that coffered ceilings are designed, fabricated and installed.


The patented Tilton Coffered Ceiling System solves the age-old problems associated with planning for and executing an authentic coffered ceiling treatment. Our pre-manufacturing process has revolutionized the precision and practicality of coffered ceilings by combining the best of custom design with the efficiency and precision of a modern production facility. The result is a superior fit and finish with dramatically reduced installation times versus ALL conventional methods.

LAYOUT AND DESIGN OPTIONS

Custom made to fit your ceiling perfectly. There are no standard or stock sizes with the Tilton Coffered Ceiling System. Each system of coffer modules is designed to fit a unique space and is custom-built to order for a perfect fit and finish every time. **The Bottom Line:** Regardless of the ceiling size or shape, the Tilton Coffered Ceiling System will be designed and manufactured to fit perfectly while looking great.



MATERIAL OPTIONS



A MODERN METHOD FOR ADDING OLD WORLD CHARM

1. Measure

Measure the Length, Width and Height of the ceiling area that you would like to enhance with a Tilton Coffered Ceiling.

2. Design and Quote

Option A: Self Service

Visit our website to use our exclusive Design and Quote software to configure and obtain an instant quote for your coffered ceiling.

Option B: Let Us Help You

Contact us by phone or email or submit a Quote Request on our website and we will assist you in designing and quoting your project.

3. Order

Your coffered ceiling system is placed on our production schedule to be custom manufactured to your exact project specifications. Once complete, it is crated and shipped directly to your project location with everything you will need to ensure a successful installation

4. Install

Option A: Self Service

You and/or your team can handle the installation process with full confidence knowing that the Tilton Coffered Ceiling System has been designed to be the easiest and most efficient way to complete an authentic coffered ceiling treatment.

Option B: Let Us Help You

Hire a Tilton Coffered Ceilings Trade Partner in your area to complete the installation for you.*

*Trade Partners not available in all areas. If you are interested in becoming a Tilton Coffered Ceilings Trade Partner please contact us or visit the website for complete details: WhiteRiver.com>Coffered Ceilings>Trade Partner Program

Installs fast and easy with basic woodworking tools:



A PERFECTLY LEVEL FINISH EVERY TIME

The Tilton Coffered Ceiling System eliminates all of the installation issues related to inconsistencies and/or defects in the existing ceiling surface such as sloping, crowning, sagging, humps, waves or any combination of these. Our proprietary design, with its integrated ceiling panel, achieves complete coverage of the existing ceiling surface while allowing for independent adjustment of each coffer module for a perfectly level and straight finish every time.

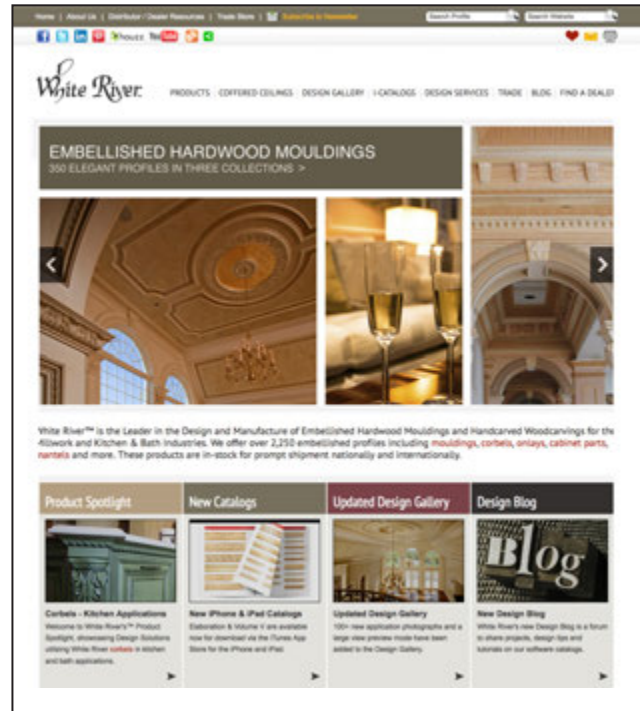



Whiteriver.com provides the Trade all the necessary information needed to specify and sell White River products with a high level of success. This includes a robust Product Section with Detailed Product Pages with wood species availability, descriptions, dimensions and CAD Profiles. A Distributor / Dealer Resources section that allows Dealers 24/7 access to Marketing Tools, Logos, Photography, and Dealer Program information. Our Design Gallery offers endless interior application in photography and renderings to help your customers transform their ideas into the interior of their dreams.



Our i-catalogs work across all devices and have been optimized for Apple Devices. These i-catalogs provide interactive page flipping where pages follow your fingers and a 10x zoom feature to view the intricate details of White River products. You will have access to bookmarks, a contents page, and a great search tool, which allows you to search the entire catalog for that perfect product(s) for your new construction or remodeling project.

White River's Comprehensive Product Database provides instant access to product information, pricing, wood species, availability, and 2D/3D DXF/DWG files for over 3,200 products.





6" x 7/8", Large Acanuths Leaf and Tongue (Repeats 7")

SKU # CM8801

USD\$ 12.17

Buy from a dealer in your area

Like Be the first of your friends to like this.

Poplar: \$ 12.17, Resin: \$27.34, per linear foot, Pricing may vary - does not include freight charges or upcharges for length specification

White River's cornice, crown and cove mouldings add a finishing touch to any room. These profiles give a finished look to your ceiling, create cofferec beam ceilings, apply to cabinetry, rangehoods, window treatments, mantels, and door headers. Use LCD's for rooms or projects needing greater scale. All profiles are in-stock in Poplar, ship unfinished and can stain or paint. Curved work available. In-stock widths from 1 1/2" - 8 1/2" (Limited Red Oak profiles in-stock only in Embossed and Traditional Collections)

2D CAD file [Click here](#)

Product Profile [Click here](#)

Product ZOOM [Click here](#)

Detailed product information

Buy from a dealer

Click image to ZOOM and see product details

Download 2D/3D CAD files • view SRP on multiple wood species

Join the Conversation – Sign-up for our eNewsletter and Follow us on Twitter, Pinterest and like us on Facebook and Instagram and we'll keep you up-to-date on new products and events or simply follow us to show your friends and peers your love for White River products. We update our social sites and blog regularly and welcome comments and discussions from White River fans.





FR8923METAL WHITE BRONZE

A proprietary metal developed by LuminOre Inc., White Bronze resembles smoked chrome, and is the only metal in the LuminOre product line that resists aging and tarnishing. 4" samples available.



PM8557METAL COPPER WITH PATINA

For nearly five millennia, copper was the only metal known to man and, thus, was used for all metal applications. With LuminOre, copper enjoys a rebirth and renaissance, as cost is no longer a prohibitive factor for its application. LuminOre Copper is indistinguishable from solid cast copper. 4" samples available.



FR8975METAL BRONZE WITH PATINA

Durable and classically beautiful, LuminOre Bronze possesses all the physical properties of solid cast bronze yet its composite matrix gives it the added benefit of being anti-corrosive – in other words, even after years of use and exposure to the elements there will be no corrosion, just a beautiful patina. 4" samples available.



CM8823METAL NICKEL SILVER WITH PATINA

An alloy typically composed of copper, nickel and zinc, Nickel-Silver is widely used for house wares, flatware and cutlery, and as the metal substrate for silver-plated goods. With our cold-spray application, LuminOre Nickel-Silver is indistinguishable from foundry-cast nickel-silver and introduces the impressive silvery metal to thousands of new possible uses. 4" samples available.



CM8859METAL IRON WITH RUST PATINA

Manifest your creative vision with the dramatic impact of genuine iron. Unless lifted or placed on a scale to determine weight, LuminOre Iron is indistinguishable from solid-cast iron. LuminOre Iron possesses all the characteristics of foundry-cast iron, and is indiscernible to touch and sight when compared to the solid metal. 4" samples available.

METALWOOD FINISHING | White River offers 5 different fabulous Metalwood™ finishes for any White River product. Metalwood is a real metal finish and provides the authentic look and feel of metal for cabinetry and furniture, mantels, and all other interior applications. Metalwood finishes are especially well-suited for Mon Reale® mouldings and woodcarvings and are quoted per job.

CHARACTERISTICS OF METALWOOD

LONG-LASTING	Real metal compound that is non-corrosive and easy to maintain
DURABLE	Will not shrink, fade, crack, chip, or peel
LIGHTWEIGHT	Adds less than 4 ozs. per-sq.-ft. with standard 10-mil application
STRONG	Can withstand 1,500 PSI before pulling away from base material
HEAT-RESISTANT	Class A, Class 1 material that will not support a flame
NON-CONDUCTIVE	Does not conduct electricity

WOODCARVINGS - MAPLE, CHERRY AND LINDENWOOD

PRODUCT INFORMATION AND SPECIFICATIONS

White River™ offers a specialty collection of 603 In-Stock Maple and Cherry mouldings, corbels, capitals, onlays, rangehoods and cabinet parts, pgs 71 - 117. White River's products are handcarved from domestic Maple and Cherry, adding luxury and drama to cabinetry, baths, libraries, and furniture applications. Lindenwood Woodcarvings available in 144 products, and include corbels, onlays, capitals and rosettes, pgs 94 - 104. All products are sanded and ready to install – can be stained, painted, or glazed and installs with standard woodworking tools.

MANUFACTURER SPECIFICATIONS I

- Manufactured at White River's carving factory in China
- Handcarved from clear domestic Maple and Cherry that is produced from well-managed forests
- Handcarved from clear Lindenwood
- NHLA-graded and kiln-dried to 6-8% moisture content

ORDERING SPECIFICATIONS I

- Woodcarvings priced per/pc. or per/pkg. or per/card
- Mouldings priced per LF, 8' minimum order
- Denote Resin when ordering (MLD5840 Resin). See pg. 188 for specifications.
- Resin min. 5' order, max. 8' whole feet only
- Mouldings are mfg from 8' lengths / priced per LF. Any single item ordered over 64' may contain 8' sections in 2 pcs (4' + 4', 3' + 5'). 7'9" net charged as 8'. Requesting all 8' pcs is subject to a 10% upchg.

CURVED WORK I All handcarved mouldings are available in resin only for curved, radius or circle applications. Contact your White River Sales Professional for more information.

CUSTOM WORK I White River provides custom services for species, profiles, sizes, and motifs.

Species in-stock for custom carving: Northern Soft Maple, Alder, Red Oak, White Oak, Walnut, Mahogany, Cherry, and Lindenwood. Contact your White River Sales Representative for more information.

FIRE RATING I NFPA Class C, UBC Class III.

ADORNMENTS FOR CABINETRY AND FURNITURE™ I A proprietary trademark of White River™ Hardwoods-Woodworks, Inc.® and includes: handcarved mouldings, corbels, capitals, onlays, rangehoods and cabinet parts.

AUTHENTIC HAND-CARVED® I A registered trademark of White River™ Hardwoods-Woodworks, Inc.® and includes: handcarved corbels, capitals and onlays.

© 1989 - 2015 BY WHITE RIVER HARDWOODS-WOODWORKS, INC.® | Copyright claimed to the extent of all of its original and creative product designs, product numbers, photographs, drawings, text, the selection, coordination, arrangement, organization, placement, and ordering thereof, and other works herein reproduced. All rights reserved.

WHITE RIVER IS A MEMBER OF THESE ASSOCIATIONS I

AIA - American Institute of Architects

ICA&CA - The Institute of Classical Architecture and Classical America

ASID - American Society of Interior Designers

AWFS - Association of Woodworking and Furnishings Suppliers

AWI - Architectural Woodwork Institute

NKBA - National Kitchen and Bath Association

NAHB - National Association of Home Builders

WCMA - Wood Components Manufacturers Association



© 1989 - 2015 BY WHITE RIVER HARDWOODS-WOODWORKS, INC.® | Copyright claimed to the extent of all of its original and creative product designs, product numbers, photographs, drawings, text, the selection, coordination, arrangement, organization, placement, and ordering thereof, and other works herein reproduced. All rights reserved.



WOODCARVINGS

Maple and Cherry In-Stock

White River™ offers a specialty collection of 603 Woodcarvings including mouldings, corbels, capitals, onlays, rangehoods, and cabinet parts. White River's woodcarvings are carved from domestic Maple and Cherry, adding luxury and drama to kitchen cabinetry, baths, libraries, and furniture applications. Handcarved Woodcarvings are sanded and ready to install - can be stained, painted, or glazed and installs with standard woodworking tools.

PHOTO | This "over-the-top" Venetian-inspired vanity wall includes rope columns, capitals, ornate beams, and saturated colors. Glamorous. Sumptuous.

COLLECTIONS FEATURED | Columns • Handcarved Mouldings, Onlays & Capitals

PRODUCTS SPECIFIED | BEAMS - MLD5860, MLD5952; ROPE PILASTER - CRV5500, CRV5530, MLD5800; COLUMN - CLM6210H

CROWNS

MAPLE AND CHERRY IN-STOCK



MLD5839 - X-Large Acanthus Crown
 4 3/4" x 13/16" Repeats 4 3/8" 3 3/4"h x 3"d



MLD5840 - Large Acanthus Crown
 4 3/4" x 13/16" Repeats 3 1/2" 3 3/4"h x 3"d



MLD5842 - Medium Acanthus Crown
 3 1/2" x 13/16" Repeats 2 1/2" 2 3/4"h x 2 1/4"d



MLD5844 - Small Acanthus Crown
 2 1/2" x 13/16" Repeats 1 3/4" 1 7/8"h x 1 5/8"d



MLD5846 - Medium Egg and Dart Crown
 3" x 13/16" Repeats 2 3/4" 2 1/4"h x 2"d



MLD5848 - Large Egg and Dart Crown
 4 3/4" x 13/16" Repeats 1 3/4" 3 3/4"h x 3"d



MLD5860 - Fluting
 3 1/2" x 13/16" Repeats 2" 2 3/4"h x 2"



MLD5864 - Large Traditional Cove Crown
 3 1/2" x 13/16" 2 5/8"h x 2 3/8"d



MLD5864 with MLD6002 insert, sold separately
 3 1/2" x 13/16" 2 5/8"h x 2 3/8"d



MLD5866 - Medium Traditional Cove Crown
 2 1/2" x 13/16" 1 7/8"h x 1 5/8"d



MLD5866 with MLD6002 insert, sold separately
 2 1/2" x 13/16" 1 7/8"h x 1 5/8"d



MLD5867 - Traditional Crown
 4 1/2" x 13/16" 3 3/8"h x 3 1/4"d



MLD5868 - Traditional Crown
 3 1/2" x 13/16" 2 3/4"h x 2 1/4"d



MLD5869 - Traditional Crown
 2 1/2" x 11/16" 2"h x 1 5/8"d



MLD5667 Lg Panel Mould | **MLD5669** Med Panel Mould
 1 3/4" x 5" | 1 1/4" x 3"

FRIEZE AND PANEL MOULDINGS

MAPLE AND CHERRY IN-STOCK



| MLD5900 5 1/4" x 13/16" Repeats 15 1/2"



| MLD5902 5 1/4" x 13/16" Repeats 21"



| MLD5903 5 1/4" x 13/16" Repeats 9 3/4"



| MLD5905 4" x 13/16" Repeats 3 1/8"



| MLD5910 3 1/2" x 13/16" Repeats 9 1/4"



| MLD5912 3 1/2" x 13/16" Repeats 13 1/4"



| MLD5914 3 1/2" x 13/16" Repeats 10"



| MLD5915 3" x 3/4" Repeats 13"



| MLD5917 2" x 5/8" Repeats 8 3/4"



| MLD5916 3 1/2" x 13/16" Repeats 17 3/4"



| MLD5918 3 1/2" x 13/16" Repeats 8"



| MLD5920 3 1/2" x 13/16" Repeats 1 3/4"



| MLD5922 3 1/2" x 13/16" Repeats 6"



| MLD5924 3 1/4" x 13/16" Repeats 2"



| MLD5926 3" x 13/16" Repeats 3 3/8"



| MLD5928 3" x 13/16" Repeats 7"

• PROMPT SHIPMENT •

5 BUSINESS DAYS
MOST STOCK PRODUCTS

Visit WhiteRiver.com, or preview National Price List for availability in additional species.

PANEL MOULDINGS

MAPLE AND CHERRY IN-STOCK



MLD5940 1 1/2" x 5/8" Repeats 1 5/8"



MLD5942 1 1/2" x 11/16" Repeats 1 5/8"



MLD5944 1 1/2" x 11/16" Repeats 1 3/8"



MLD5946 1 1/2" x 11/16" Repeats 5 5/8"



MLD5948 1 1/2" x 11/16" Repeats 1 3/4"



MLD5949 1 1/2" x 11/16" Repeats 1 3/4"



MLD5950 1 1/2" x 9/16" Repeats 5/8"



MLD5952 1 1/2" x 9/16" Repeats 1 1/8"



MLD5954 1 1/2" x 9/16" Repeats 3 3/4"



MLD5956 1 1/2" x 9/16" Repeats 1"



MLD5958 1 1/2" x 9/16" Repeats 3/4"



MLD5960 1 1/2" x 9/16" Repeats 3/4"



MLD5962 1 1/2" x 9/16" Repeats 2 5/8"



MLD5964 1 1/4" x 3/4" Repeats 1 1/8"



MLD5966 2 1/8" x 5/8" Repeats 1 1/8"



MLD5968 1 1/2" x 3/4" lips 1/4" to 1/2"



MLD5970 1 1/2" x 3/4" lips 1/4" to 1/2"



MLD5972 1 1/2" x 3/4" lips 1/4" to 1/2"



MLD5974 1 1/2" x 3/4" lips 1/4" to 1/2"



MLD5976 3/4" x 5/8" Repeats 1 7/8"



MLD5978 1 1/4" x 13/16" Repeats 2 3/8"



MLD5979 1" x 3/4" Repeats 1 5/8"



MLD5980 1 1/4" x 11/16" Repeats 1 1/2"



MLD5982 2 3/8" x 11/16" Repeats 1"



MLD5986 3/4" x 1/2" Repeats 1 7/8"

INSERT PANEL MOULDINGS FIT MLD5975



MLD6000 - Egg and Dart 1/2" x 3/8"



MLD6002 - Lamb's Tongue 1/2" x 3/8"



MLD6004 - Running Coin 1/2" x 3/8"



MLD6005 - Dentil 1/2" x 3/8"



MLD5975 - Traditional Lipping Panel Mould profile with insert
2 1/4" x 13/16" lips 1/4" to 3/4"



LEFT: Great detail using MLD5975 with insert panel mould MLD6004.

DENTIL MOULDINGS I



MLD6006 - Dentil 7/8" x 3/4"



MLD6007 - Dentil 5/8" x 1/2"



MLD6018 - Traditional Panel Mould 1 1/2" x 3/4"

ROPE MOULDINGS I



MLD5792 - 4" x 2"

MLD5796 - 3" x 1 1/2"

MLD5798 - 2 1/2" x 1 1/4"

MLD5800 - 2" x 1"

MLD5802 - 1 1/2" x 3/4"

MLD5870 - 1 1/4" x 5/8"

MLD5804 - 1" x 1/2"

MLD5872 - 3/4" x 3/8"

MLD5874 - 1/2" x 1/4"

MLD5876 - 3/8" x 3/16"

Ropes available in Maple, Cherry and Alder



MLD5616 - Reeded Panel Mould
3/4" x 1/2"
fits Reeded Radius Panel Mould CRV5616



MLD6020 - Parting Strip
13/16" x 3 1/4"



MLD6022 - Parting Strip
13/16" x 1 5/8"



MLD6024 - Parting Strip
13/16" x 13/16"



MLD6026 - Moulding 3/4" x 11/16"
Use with 5 1/4" friezes and MLD5924
to create symmetrical profiles



MLD6028 - Moulding 1/2" x 11/16"
Use with 3 1/2" friezes to create
symmetrical profiles



MLD6030 - Moulding 5/16" x 11/16"
Use with 1 1/2" panel moulds to create
symmetrical profiles

PEDIMENTS AND CLASSIC CORBELS

MAPLE AND CHERRY IN-STOCK

TM



RAMS HEAD PEDIMENTS


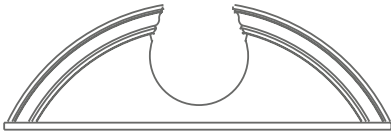
- PED5663** - Large 36" w x 11 1/2" h x 3 1/2" d
- PED5665** - Medium 30" w x 9 5/8" h x 2 7/8" d



BROKEN PEDIMENTS

- PED5671** - Large 48" w x 15" h x 4" d
- PED5673** - Medium 36" w x 11" h x 4" d

CUSTOM OFFERINGS



SCROLLED ACANTHUS PEDIMENTS

- PED5667** - Large 84" w x 11 1/2" h x 2 5/8" d Carved Ornament: 35" w x 8 7/8" h x 1 3/8" d
- PED5669** - Medium 84" w x 6 7/8" h x 1 5/8" d Carved Ornament: 21" w x 5 1/4" h x 7/8" d

MLD's below used for returns if extra length needed



- MLD5667** - Large 5" h x 1 3/4" d Used with PED5667
- MLD5669** - Medium 3" h x 1 1/4" d Used with PED5669

Visit WhiteRiver.com for availability in additional species.



- CRV5292** - Classic Rangehood Corbel 5 5/8" w x 16" h x 18" d



- CRV5293** - Classic Rangehood Corbel 5 5/8" w x 16" h x 18" d

- CRV5290** - Grand Classic Leg 7" w x 34 1/2" h x 12" d



CRV5101 - Mission
8 3/4"w x 18"h x 8 1/4"d



MISSION CORBELS

CRV5102 - Medium
5 3/4"w x 14"h x 5"d

CRV5103 - Small
5"w x 12"h x 4"d



CRV5104 - Mission
3 1/2"w x 12"h x 7 1/2"d



CRV5108 - Mission
3 1/2"w x 6 1/2"h x 3 3/4"d



SCROLLED CORBELS

CRV5114 - Large
5 3/4"w x 14"h x 5"d

CRV5115 - Medium
5"w x 12"h x 4"d



CRV5117 - Scrolled
3 1/2"w x 6 1/2"h x 3 3/4"d



CRV5116 - Scrolled
3 1/2"w x 12"h x 7 1/2"d



CRV5113 - Scrolled
8 3/4"w x 26 1/2"h x 8 1/4"d

Visit WhiteRiver.com, or preview National Price List for availability in additional species.

• PROMPT SHIPMENT •

5 BUSINESS DAYS
MOST STOCK PRODUCTS

SCROLLED CORBELS

CRV5604 - Small
3"w x 5 1/2"h x 1 3/4"d
sold 2/pkg.

CRV5606 - X-Small
2"w x 3 3/4"h x 1 1/4"d
sold 4/pkg.

CRV5608 - Petite
1 1/2"w x 2 3/4"h x 7/8"d
sold 4/pkg.



CRV5610 - Imbricated
1"w x 5 1/2"h x 1"d
sold 4/pkg.



CRV5612 - Imbricated
1"w x 4"h x 1"d
sold 4/pkg.

CLASSIC CORBELS

MAPLE AND CHERRY IN-STOCK



CRV5256
Classic Corbel
3 1/2"w x 12"h x 7 1/2"d



CRV5259
Classic Corbel
7"w x 9"h x 5 1/2"d



CRV5257
Classic Corbel
7"w x 22"h x 3 1/4"d



CRV5291
Classic Corbel
8 5/8"w x 34"h x 5 1/2"d



CLASSIC CORBELS

CRV5253 - Medium
7"w x 14"h x 3 1/2"d

CRV5250 - Small
5"w x 11"h x 3"

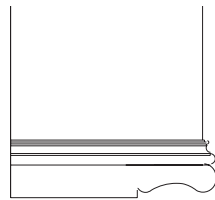
CRV5294 - X-Small
3"w x 6"h x 1 1/2"d




CRV5621 - Large Rangehood
Bracket Corbel
4"w x 24 1/2"h x 14"d



CRV5626 - Wall Cabinet Support
3"w x 2"h x 15"d



side elevation



front elevation

CRV5626 creates support for upper cabinets.

• PROMPT SHIPMENT •
5 BUSINESS DAYS
MOST STOCK PRODUCTS



CRV5622 - Wall Bracket
1 1/2"w x 12"h x 11"d

CRV5624 - Wall Bracket
1"w x 6"h x 5 1/2"d



CRV5100
Grapevine Acanthus Corbel
3 1/2"w x 13"h x 8"d



GRAPEVINE TASSEL CORBELS

CRV5110 - Large
5 1/2"w x 15"h x 7"d

CRV5112 - Medium
4 3/4"w x 10"h x 5 1/4"d

Visit WhiteRiver.com, or preview National Price List for availability in additional species.

ACANTHUS CORBELS

MAPLE AND CHERRY IN-STOCK



ACANTHUS CORBELS

CRV5262 - Medium
5 3/4" w x 14" h x 5 1/4" d

CRV5097 - Acanthus Corbel
7 3/4" w x 14 1/2" h x 6" d

CRV5265 - Acanthus Corbel
3 1/2" w x 13" h x 8" d

CRV5098 - Small
5" w x 12" h x 4 1/2" d

ACANTHUS CORBELS

CRV5260 - X-Large
9 1/2" w x 34" h x 10 1/2" d

CRV5261 - Large
8 1/2" w x 26 1/2" h x 8 1/4" d



CRV5263 - Rangehood Acanthus Corbel
5 1/2" w x 10" h x 18" d



CRV5264 - Acanthus Corbel
3 1/2" w x 13" h x 8" d



CRV5125 - Acanthus Corbel
3" w x 4 1/4" h x 1 3/4" d
sold 2/pkg.

ACANTHUS CORBELS

CRV5266 - X-Small
4 3/4" w x 9 1/2" h x 3 3/4" d

CRV5267 - Petite
3 1/2" w x 6 1/2" h x 2 1/2" d



ACANTHUS CORBELS

CRV5271 - Medium
6 1/2" w x 15" h x 2 1/2" d

CRV5272 - Small
4 5/8" w x 10 1/4" h x 1 3/4" d



CRV5119 - Acanthus Corbel
7" w x 22" h x 3 1/4" d



CRV5270 - Acanthus Corbel
8 5/8" w x 34" h x 4 1/2" d



CRV5273 - Acanthus Corbel
3" w x 6" h x 1 1/2" d

TRADITIONAL CORBELS

MAPLE AND CHERRY IN-STOCK



CRV5284
Traditional Corbel
7" w x 14 1/2" h x 6" d



CRV5285
Traditional Corbel
5 3/4" w x 14" h x 5" d



TRADITIONAL CORBELS

CRV5105 - Medium
5 1/4" w x 12 1/2" h x 4 1/2" d

CRV5109 - Small
4 1/2" w x 9 3/4" h x 4" d

TRADITIONAL CORBELS

CRV5280 - X-Large
9 1/2" w x 34" h x 10 5/8" d

CRV5281 - Large
7 5/8" w x 26 1/2" h x 8 1/2" d



CRV5283
Traditional Rangehood Corbel
5 1/2" w x 10" h x 18" d



TRADITIONAL CORBELS

CRV5289 - X-Small
3 3/4" w x 7" h x 3 3/8" d

CRV5288 - Petite
2 5/8" w x 4 1/2" h x 2 1/2" d



CRV5282
Traditional Corbel
6" w x 17" h x 18" d








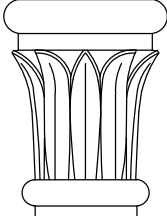
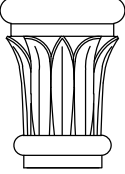








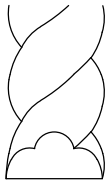









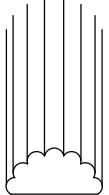




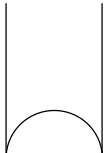




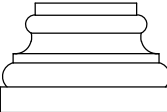
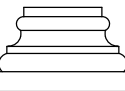












CRV5126
Traditional Corbel
3" w x 4 1/4" h x 1 3/4" d
sold 2/pkg.



CRV5286
Traditional Corbel
3 3/4" w x 13" h x 8 1/2" d



CRV5287
Traditional Corbel
3 3/4" w x 13" h x 8 1/2" d

Grand	X-Large	Large	Medium	Small
 CRV5498	 CRV5499	 CRV5518	 CRV5520	 CRV5522
 CRV5496	 CRV5497	 CRV5500	 CRV5502	 CRV5504
 CRV5494	 CRV5495	 CRV5506	 CRV5508	 CRV5510
 CRV5792	 MLD5796	 CRV5512	 CRV5514	 CRV5516
 MLD5808	 MLD5796	 MLD5800	 MLD5802	 MLD5804
 MLD5809	 MLD5809	 MLD5810	 MLD5812	 MLD5814
 MLD5818	 MLD5819	 MLD5820	 MLD5822	 MLD5824
 CRV5527	 CRV5529	 CRV5524	 CRV5526	 CRV5528
		 CRV5536	 CRV5538	 CRV5540
		 CRV5542	 CRV5544	 CRV5546
		 CRV5530	 CRV5532	 CRV5534

CAPITALS AND LINEALS

MAPLE AND CHERRY IN-STOCK



ACANTHUS CAPITALS

CRV5498 - Grand

9" w x 9 1/4" h x 4 1/2" d
accepts up to 4" x 2"

CRV5499 - X-Large

6 7/8" w x 7 1/8" h x 3 1/2" d
accepts up to 3" x 1 1/2"

CRV5500 - Large

4 5/8" w x 4 3/4" h x 2 3/8" d
accepts up to 2" x 1" - sold 2/pkg.

CRV5502 - Medium

3 1/2" w x 3 5/8" h x 1 3/4" d
accepts up to 1 1/2" x 3/4" - sold 2/pkg.

CRV5504 - Small

2 3/8" w x 2 3/8" h x 1 1/8" d
accepts up to 1" x 1/2" - sold 2/pkg.



PAPYRUS CAPITALS

CRV5496 - Grand

6 7/8" w x 9 1/4" h x 3 3/8" d
accepts up to 4" x 2"

CRV5497 - X-Large

5 1/4" w x 7 1/8" h x 2 5/8" d
accepts up to 3" x 1 1/2"

CRV5506 - Large

3 1/2" w x 4 3/4" h x 1 3/4" d
accepts up to 2" x 1" - sold 2/pkg.

CRV5508 - Medium

2 5/8" w x 3 5/8" h x 1 3/8" d
accepts up to 1 1/2" x 3/4" - sold 2/pkg.

CRV5510 - Small

1 3/4" w x 2 3/8" h x 7/8" d
accepts up to 1" x 1/2" - sold 2/pkg.



TRADITIONAL CAPITALS

CRV5494 - Grand

6 7/8" w x 9 1/4" h x 3 3/8" d
accepts up to 4" x 2"

CRV5495 - X-Large

5 1/4" w x 7 1/8" h x 2 5/8" d
accepts up to 3" x 1 1/2"

CRV5512 - Large

3 1/2" w x 4 3/4" h x 1 3/4" d
accepts up to 2" x 1" - sold 2/pkg.

CRV5514 - Medium

2 5/8" w x 3 5/8" h x 1 3/8" d
accepts up to 1 1/2" x 3/4" - sold 2/pkg.

CRV5516 - Small

1 3/4" w x 2 3/8" h x 7/8" d
accepts up to 1" x 1/2" - sold 2/pkg.



ROPE LINEALS

MLD5792 - Grand

4" w x 2" d x 96"

MLD5796 - X-Large

3" w x 1 1/2" d x 96"

MLD5800 - Large

2" w x 1" d x 96"

MLD5802 - Medium

1 1/2" w x 3/4" d x 96"

MLD5804 - Small

1" w x 1/2" d x 96"



REEDED LINEALS

MLD5808 - Grand

4" w x 2" d x 96"

MLD5809 - X-Large

3" w x 1 1/2" d x 96"

MLD5810 - Large

2" w x 1" d x 96"

MLD5812 - Medium

1 1/2" w x 3/4" d x 96"

MLD5814 - Small

1" w x 1/2" d x 96"



TRADITIONAL LINEALS

MLD5818 - Grand

4" w x 2" d x 96"

MLD5819 - X-Large

3" w x 1 1/2" d x 96"

MLD5820 - Large

2" w x 1" d x 96"

MLD5822 - Medium

1 1/2" w x 3/4" d x 96"

MLD5824 - Small

1" w x 1/2" d x 96"



SPLICERS sold 2/pkg.

CRV5524 - Large

3" w x 3 1/4" h x 1 1/2" d
accepts up to 2" x 1"

CRV5526 - Medium

2 1/4" w x 2 3/8" h x 1 1/8" d
accepts up to 1 1/2" x 3/4"

CRV5528 - Small

1 1/2" w x 1 5/8" h x 3/4" d
accepts up to 1" x 1/2"



TRADITIONAL BASES sold 2/pkg.

CRV5530 - Large

3 3/4" w x 2 3/8" h x 1 7/8" d
accepts up to 2" x 1"

CRV5532 - Medium

2 3/4" w x 1 3/4" h x 1 3/8" d
accepts up to 1 1/2" x 3/4"

CRV5534 - Small

1 7/8" w x 1 1/8" h x 1" d
accepts up to 1" x 1/2"



TRADITIONAL BASES sold 1/pkg.

CRV5527 - Grand

7 1/8" w x 4 5/8" h x 3 5/8" d
accepts up to 4" x 2"

CRV5529 - X-Large

5 1/2" w x 3 1/2" h x 2 3/4" d
accepts up to 3" x 1 1/2"



ACANTHUS FINIALS sold 2/pkg.

CRV5536 - Large

2 3/8" w x 4 1/4" h x 1 1/4" d
accepts up to 2" x 1"

CRV5538 - Medium

1 3/4" w x 3 1/8" h x 7/8" d
accepts up to 1 1/2" x 3/4"

CRV5540 - Small

1 1/4" w x 2 1/8" h x 5/8" d
accepts up to 1" x 1/2"



TRADITIONAL FINIALS sold 2/pkg.

CRV5542 - Large

2 3/8" w x 4 1/4" h x 1 1/4" d
accepts up to 2" x 1"

CRV5544 - Medium

1 3/4" w x 3 1/8" h x 7/8" d
accepts up to 1 1/2" x 3/4"

CRV5546 - Small

1 1/4" w x 2 1/8" h x 5/8" d
accepts up to 1" x 1/2"



END BLOCKS sold 2/pkg.

CRV5518 - Large

3 1/2" w x 5 3/4" h x 1 3/4" d
accepts up to 3 1/2" x 1 3/4"

Accepts Lg. Capitals

CRV5520 - Medium

2 5/8" w x 5 3/4" h x 1 3/8" d
accepts up to 2 5/8" x 1 3/8"


Accepts Md. Capitals

CRV5522 - Small


1 3/4" w x 5 3/4" h x 7/8" d
accepts up to 1 3/4" x 7/8"

Accepts Sm. Capitals


COMBINING CAPITALS AND FINIALS CREATE ROBUST FINIALS.



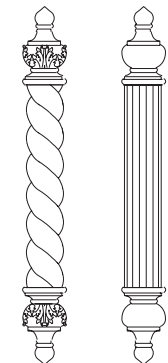
MLD5864, CRV5538,
MLD6000, MLD6024,
PM485, MLD5812, CRV5079



MLD5860, MLD5900,
CRV5518, CRV5512,
CRV5542



MLD5842, CRV5544,
MLD6024, MLD5972,
MLD5822



CAPITALS, PILASTERS AND BASES

MAPLE AND CHERRY IN-STOCK




CORINTHIAN CAPITALS

- CRV5131** - X-large
8" w x 8" h x 2 1/4" d - accepts up to 5" w x 3/4" d
- CRV5134** - Large
6 7/8" w x 6 7/8" h x 2" d - accepts up to 4 1/4" w x 3/4" d
- CRV5137** - Medium
5" w x 5" h x 1 3/4" d - accepts up to 3" w x 3/4" d




TRADITIONAL CAPITALS

- CRV5580** - Large
5 1/4" w x 6 3/4" h x 1 1/4" d
accepts up to 4 1/4" x 3/4"
- CRV5582** - Medium
4" w x 5 1/4" h x 1 1/8" d
accepts up to 3" x 3/4"



MLD5868, CRV5582,
MLD5832, CRV5618



MLD5840, CRV5580,
MLD5830, CRV5179



FLUTED PILASTERS

- MLD5827** - Large
4 1/4" w x 3/4" d x 96"
- MLD5829** - Medium
3" w x 3/4" d x 96"



FLUTED PILASTER

- MLD5825** - X-large
5" w x 3/4" d x 96"



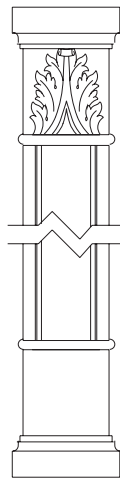
REEDED PILASTERS

- MLD5832R** - Medium
3" w x 3/4" d x 96"
- MLD5830R** - Large
4 1/4" w x 3/4" d x 96"



SQUARE BASES

- CRV5132** - X-large
8" w x 5" h x 2 1/4" d
accepts up to 5" w x 3/4" d
- CRV5135** - Large
6 7/8" w x 4 1/4" h x 2" d
accepts up to 4 1/4" w x 3/4" d
- CRV5138** - Medium
5" w x 3" h x 1 3/4" d
accepts up to 3" w x 3/4" d



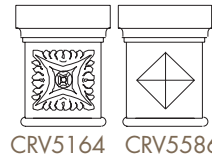
Traditional Capital can also be used upside down as a plynth.




TRADITIONAL PILASTERS

- MLD5832T** - Medium
3" w x 3/4" d x 96"
- MLD5830T** - Large
4 1/4" w x 3/4" d x 96"


CRV5580 with applied carving




CRV5164 CRV5586



CRV5614 CRV5576
CRV5620



CRV5584 CRV5169
CRV5582 with applied carving



CRV5578, CRV5586, CRV5596,
CRV5588, CRV5187



WOVEN FRUIT BASKET WITH SCROLLS

- CRV5627** - Large 36" w x 8" h x 7/8" d
- CRV5629** - Medium 30" w x 7" h x 7/8" d
- CRV5630** - Small 20" w x 5" h x 3/4" d



- CRV5661**
Floral Acanthus Scrolls
8" w x 8" h x 3/4" d
sold left and right pair/pkg.



ACANTHUS CENTER WITH SCROLLS

- CRV5046** - X-Large 36" w x 7 1/2" h x 7/8" d Maple sold as 1 pc. Cherry sold as 3 pcs.
- CRV5048** - Large 24" w x 6" h x 3/4" d
- CRV5047** - Medium 20" w x 5" h x 3/4" d
- CRV5049** - Small 12" w x 4" h x 5/8" d



Close-up Detail CRV5657

36" approx.



- CRV5657** - Rinceau Scrolls with Floral Basket
55" w x 6 1/8" h x 13/16" d sold as 5 pcs.
Intricately Handcarved Detail

12 1/4"

12 1/2"

11 5/8"



- CRV5634** - Continuous Scrolls
7" w x 3" h x 3/4" d sold 4/pkg. 2 left / 2 right



SCROLLS

- CRV5645** - X-Large 18" w x 6 1/2" h x 3/4" d sold left and right pair/pkg.
- CRV5647** - Large 15" w x 5 3/8" h x 3/4" d sold left and right pair/pkg.
- CRV5649** - Medium 12" w x 4 3/8" h x 3/4" d sold left and right pair/pkg.



FLORAL SCROLLS - sold left and right pair/pkg.

- CRV5067** - Large 11" w x 5 1/2" h x 13/16" d
- CRV5068** - Medium 7" w x 3 1/2" h x 3/4" d




- CRV5066** - Medium Scrolls
12" w x 3 1/2" h x 13/16" d
sold left and right pair/pkg.



- CRV5075**
Small Plume Corner
4" w x 4" h x 5/8" d
sold 2/pkg.



- Clipped Corners
CRV5079 accepts PM74,
PM485, MLD5874, to form
delicate decorative panels



- CRV5079** - Clipped Scroll Corners
4 1/4" w x 4 1/4" h x 5/8" d
sold 4/pkg. 2 left / 2 right

DROPS, CENTERS, ONLAYS AND PULLS

MAPLE AND CHERRY IN-STOCK



CRV5641 sold 2/pkg.
4" w x 16" h x 1/2" d

Combined height of
CRV5641, CRV5643
29 3/8" ht.

CRV5643 sold 2/pkg.
3 1/2" w x 13 3/8" h x 1/2" d



CRV5637 sold 2/pkg.
3" w x 12" h x 1/2" d

Combined height of
CRV5637, CRV5639
22" ht.

CRV5639 sold 2/pkg.
2 1/2" w x 10" h x 1/2" d



CRV5636 sold 2/pkg.
2 1/4" w x 9" h x 1/2" d

Combined height of
CRV5636, CRV5638
16 1/2" ht.

CRV5638 sold 2/pkg.
1 7/8" w x 7 1/2" h x 1/2" d



CRV5034
4 1/2" w x 1 7/8" h x 1 1/4" d
sold 2/pkg.



CRV5036
1 1/2" dia. x 1 5/16" h
sold 4/pkg.



CRV5032
12" w x 3 3/4" h x 1 1/2" d




CRV5659
10" w x 2 1/2" h x 1 1/2" d



CRV5038L **CRV5038R**
6" w x 14 1/4" h x 1" d
sold left or right individually



CRV5024 - Medium Vineyard Scrolls
9" w x 4" h x 13/16" d
sold left and right pair/pkg.



CLUSTER WITH SCROLLS

CRV5020 - Large 36" w x 7" h x 7/8" d

CRV5022 - Medium 24" w x 4 1/2" h x 3/4" d



CRV5640
2" w x 8 3/4" h x 1/2" d
sold as 2 pieces
sold 2/pkg.

CRV5644
2 3/4" w x 12" h x 5/8" d
sold 2/pkg.



RIBBON AND WHEAT

CRV5631 - Large 30" w x 5 1/2" h x 7/8" d

CRV5633 - Medium 24" w x 4 3/8" h x 7/8" d

CRV5635 - Small 13" w x 2" h x 1/2" d



CRV5628
10 3/4" w x 5" h x 7/8" d



CRV5632
11" w x 5" h x 7/8" d



SQUARE ROSETTES

- CRV5160** - Large
5"sq x 5/8"d
- CRV5164** - Medium
3 1/2"sq. x 3/8"d
- all sizes sold 2/pkg.



ROUND ROSETTES

- CRV5168** - Lg. Round
5"dia. x 3/4"d
- CRV5169** - Med. Round
3 1/2"dia. x 5/8"d
- all sizes sold 2/pkg.



OVAL ROSETTES

- CRV5178** - Med. Oval
3 1/2"w x 5"h x 3/4"d
- CRV5179** - Sm. Oval
2 3/4" w x 4" h x 5/8" d
- all sizes sold 2/pkg.



ACANTHUS ROSETTES

- CRV5590** - X-Lg. Acanthus
5 1/2"dia. x 1 3/4"d
- CRV5592** - Lg. Acanthus
4 1/2"dia. x 1 5/8"d
- CRV5594** - Med. Acanthus
3 1/2"dia. x 1 3/8"d
- sold 2/pkg.
- CRV5596** - Sm. Acanthus
2 1/2"dia. x 7/8"d
- sold 2/pkg.



Rosettes have sculpted profile, may also be used as door or drawer pulls.



CLASSIC BUTTONS


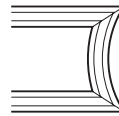
- CRV5584** - Large
3 1/2"w x 3 1/2"h x 5/8"d
- sold 4/pkg.
- CRV5586** - Medium
2 1/4"w x 2 1/4"h x 1/2"d
- sold 4/pkg.
- CRV5588** - Small
1 1/4"w x 1 1/4"h x 3/8"d
- sold 8/pkg.



- CRV5616**
3/4"w x 3 3/4"h x 1/2"d
- sold 4/pkg.



- MLD5616** fits CRV5616
3/4"h x 1/2"d x 96"



Drawing of center panel at left shows MLD5616, CRV5616, CRV5614 and CRV5618



- CRV5614** - Rosette Plate
3 3/4"dia. x 5/8"d
- accepts up to 2 3/4" dia. x 3/4"
- sold 2/pkg.



- CRV5618** - Flower
2 3/4"dia. x 3/4"d
- fits Rosette Plate CRV5614
- sold 2/pkg.



- CRV5620** - Acanthus
2 3/4"dia. x 3/4"d
- fits Rosette Plate CRV5614
- sold 2/pkg.



- CRV5642** - Acanthus Plume
3"w x 5"h x 5/8"d
- sold 2/pkg.



ACANTHUS SPOOLS

- CRV5568** - X-Large
3 3/8"w x 5 1/2"h x 1 1/8"d
- sold 2/pkg.
- Complements lg. capitals and 5 1/4" friezes
- CRV5570** - Large
3 3/8"w x 3 3/4"h x 3/4"d
- sold 2/pkg.
- Complements lg. capitals and 3 1/2" friezes



ACANTHUS SPOOLS

- CRV5572** - Medium
2 5/8"w x 5 1/2"h x 1 1/8"d
- sold 2/pkg.
- Complements med. capitals and 5 1/4" friezes
- CRV5574** - Small
2 5/8"w x 3 3/4"h x 3/4"d
- sold 2/pkg.
- Complements med. capitals and 3 1/2" friezes



ACANTHUS LEAVES

- CRV5651** X-Large
7"w x 12"h x 1 1/2"d
- CRV5653** Large
5"w x 9"h x 1"d
- CRV5655** Medium
4"w x 7"h x 7/8"d



ACANTHUS LEAVES

- CRV5576** Small
3 1/2"w x 4 1/2"h x 3/4"d
- sold 2/pkg. fits CRV5580
- CRV5578** X-Small
2 1/2"w x 3"h x 1/2"d
- sold 2/pkg. fits CRV5582

ONLAYS, VALANCES AND COLUMNS

MAPLE AND CHERRY IN-STOCK



RINCEAU SCROLL WITH CENTER MEDALLION

- CRV5667 - Large 35" w x 8 3/4" h x 1" d
- CRV5669 - Medium 21" w x 5 1/4" h x 13/16" d



ACANTHUS VALANCES

- CRV5700 - Large 29 1/2" w x 3 3/4" h x 5/8" d
- CRV5702 - Medium 26 1/2" w x 3 3/8" h x 5/8" d
- CRV5704 - Small 24" w x 3" h x 5/8" d



VALANCES

48"

- VAL6400 - X-Large 72" w x 4" h x 3/4" d
- VAL6402 - Large 60" w x 4" h x 3/4" d



24"

- VAL6404 - Medium 60" w x 4" h x 3/4" d



16"

- VAL6406 - Small 44" w x 4" h x 3/4" d



Closeup detail of column below



5"
23 1/2"
6"



5"
23 1/2"
6"



7"
21"
6 1/2"



- CC6310 - Fluted 5" sq x 34 1/2" h
- CC6310H - Split

- CC6300 - Acanthus 5" sq x 34 1/2" h
- CC6300H - Split

- CC6320 - Vineyard 5" sq x 34 1/2" h
- CC6320H - Split

- CC6326 Traditional 5" sq x 34 1/2" h
- CC6326H - Split

- CC6330 Dromborg 5" sq x 34 1/2" h
- CC6330H - Split

- CC6331 Dromborg 3 3/4" sq x 34 1/2" h
- CC6331H - Split



CLM6209
Rope Classic
5"sq x 35 1/4"h
CLM6209H - Split

CLM6210
Rope Classic
3 3/4"sq x 35 1/4"h
CLM6210H - Split

CLM6211
Fluted Classic
5"sq x 35 1/4"h
CLM6211H - Split

CLM6212
Fluted Classic
3 3/4"sq x 35 1/4"h
CLM6212H - Split

CLM6213
Traditional Classic
5"sq x 35 1/4"h
CLM6213H - Split

CLM6214
Traditional Classic
3 3/4"sq x 35 1/4"h
CLM6214H - Split

COLUMNS I sold as whole and splits.

Example: CC6310 - whole column; CC6310H - split column.



CLM6232
Roman Classic
Weave
3 3/4"sq x 42 1/4"h
CLM6232H - Split



CLM6234
Roman Classic
Weave
5"sq x 35 1/4"h
CLM6234H - Split



CLM6236
Roman Classic
Weave
3 3/4"sq x 35 1/4"h
CLM6236H - Split



FRENCH QUEEN
ANNE CORNERS
CLM6222
2 3/8"sq. x 36 1/4"h

COLUMNS

MAPLE AND CHERRY IN-STOCK



37/8"
28 1/4"

FILIGREE CORNER

- CP6240** - 42"
2 3/4"sq. x 42"h
- CP6242** - 36"
2 3/4"sq. x 36"h
- CP6244** - 30"
2 3/4"sq. x 30"h



37/8"
28 1/4"

TRADITIONAL CORNER

- CP6246** - 42"
2 3/4"sq. x 42"h
- CP6248** - 36"
2 3/4"sq. x 36"h
- CP6250** - 30"
2 3/4"sq. x 30"h



5 1/2"
29 5/8"
5 1/2"

MISSION COLUMN

- CLM6226** - Large
5"sq. x 44 1/4"h
- CLM6226H** - Split
- CLM6228** - Medium
3 3/4"sq. x 40 5/8"h
- CLM6228H** - Split
- CLM6230** - Small
3"sq. x 34 5/8"h
- CLM6230H** - Split



12 3/4"
16 1/2"
6"

CLM6202 - Traditional
Country French
3 3/4"dia x 35 1/4"h
CLM6202H - Split



CLM6201 - Traditional
Country French
5"dia x 35 1/4"h
CLM6201H - Split



CLM6200 - Reeded
Country French
3 3/4"dia x 35 1/4"h
CLM6200H - Split

• PROMPT SHIPMENT •

5 BUSINESS DAYS
MOST STOCK PRODUCTS

Visit WhiteRiver.com, or preview National Price List for availability in additional species.



CLM6204
Rope English Estate
3 3/4"dia x 35 1/4"h
CLM6204H - Split



CLM6206
Fluted English Estate
3 3/4"dia x 35 1/4"h
CLM6206H - Split



CLM6208
Traditional English Estate
3 3/4"dia x 35 1/4"h
CLM6208H - Split




CLM6203
Square English Estate
5"sq x 35 1/4"h
CLM6203H - Split

11 1/2"
20 3/4"
3"



CLM6205
Square English Estate
3 3/4"sq x 35 1/4"h
CLM6205H - Split



FT6260 - Acanthus Corner
3 3/8" w x 4 1/2" h x 2 3/4" d



FT6262 - Tall Acanthus Corner
3 5/8" w x 6" h x 2 3/4" d



FT6264 - Traditional Corner
3 1/4" w x 4 1/2" h x 2 3/4" d



FT6266 - Tall Traditional Corner
3 5/8" w x 6" h x 2 3/4" d



FT6290
Tall Fluted
3 3/4" dia. x 8" h
FT6290H - Split



FT6291
Tall Traditional
3 3/4" dia. x 8" h
FT6291H - Split



FT6294
Heavy Fluted Bun
4 7/8" dia. x 5 3/8" h
FT6294H - Split



FT6295
Heavy Traditional Bun
4 7/8" dia. x 5 3/8" h
FT6295H - Split



FT6276
Tall Country French
3 1/2" dia. x 6" h
FT6276H - Split



FT6292
Fluted Bun
3 3/4" dia. x 4 1/2" h
FT6292H - Split



FT6293
Traditional Bun
3 3/4" dia. x 4 1/2" h
FT6293H - Split



FT6278
Fluted
4" dia. x 4 1/2" h
FT6278H - Split



FT6280
Traditional
4" dia. x 4 1/2" h
FT6280H - Split



FT6282
Tulip
3 1/2" dia. x 4 5/8" h
FT6282H - Split



FT6286
Square Tulip
3 1/2" sq. x 4 5/8" h
FT6286H - Split



FT6288
Toe Kick Tulip
4" w x 4 5/8" h x 2 1/2" d



FT6284
Square Traditional
4" sq. x 4 1/2" h
FT6284H - Split



FT6274 - Center Panel 16" w x 2 1/2" h x 1" d



FT6272 - Pedestal Foot
8 1/4" w x 4" h x 1" d
sold left and right pair



FT6270 - Pedestal Corner Foot
8 1/4" each side x 4" h x 1" d

RANGEHOODS

MAPLE AND CHERRY IN-STOCK



RH6071 - Bolection Rangehood 72" w x 12" h x 2 1/8" d one piece front



RH6074 - Tuscan Country Rangehood 65" w x 15 1/2" h x 1 1/4" d one piece front



RH6077 - Scrolled Bolection Rangehood
80 1/2" w x 5 1/8" h x 1 1/4" d
one piece front, carved motif is 66"




Rangehood is reversible and shown with mitered returns at 66"



ships unmitered at 80 1/2"



RH6080 - Traditional Scrolled Rangehood
72" w x 9 5/8" h x 1 1/4" d sides are 30" long
RH packaged as 3 pieces, a front, a left and right side, which can be job-site modified to fit



RH6083 - Scrolled Acanthus Rangehood 72" w x 7 1/2" h x 2" d one piece front

RANGEHOODS

MAPLE AND CHERRY IN-STOCK



RH6086 - Traditional Rangehood 84" w x 7 1/2" h x 2" d one piece front



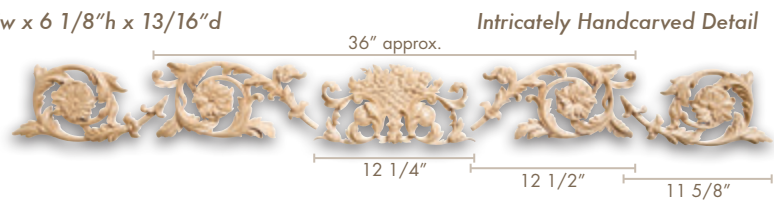
RH6089 - Traditional Rangehood 84" w x 7 1/2" h x 2" d one piece front
Use as Rangehood or returns for RH6083 and RH6086



RH6092 - Rinceau Scrolls with Floral Basket Rangehood 72" w x 12" h x 1 1/4" d one piece front



CRV5657 - Rinceau Scrolls sold as 5 pcs. 55" w x 6 1/8" h x 13/16" d



Intricately Handcarved Detail



PALMETTE RANGEHOOD

RH6095 - Large	62 1/8" w x 12" h x 1 1/4" d	one piece front	Repeat 6 1/2"	10 Palmettes (shown)
RH6098 - Small	96" w x 9" h x 1 1/4" d	one piece front	Repeat 4 1/2"	13 Palmettes

CORBELS

LINDENWOOD IN-STOCK



CRV5113 - Scrolled Corbel
8 3/4" w x 26 1/2" h x 8 1/4" d



SCROLLED CORBELS
CRV5114 - Large
5 3/4" w x 14" h x 5" d
CRV5115 - Medium
5" w x 12" h x 4" d



CRV5116 - Scrolled Corbel
3 1/2" w x 12" h x 7 1/2" d



CRV5117 - Scrolled Corbel
3 1/2" w x 6 1/2" h x 3 3/4" d



CRV5100
Grapevine Acanthus Corbel
3 1/2" w x 13" h x 8" d



GRAPEVINE TASSEL CORBELS
CRV5110 - Large
5 1/2" w x 15" h x 7" d
CRV5112 - Medium
4 3/4" w x 10" h x 5 1/4" d



CRV5236 - Fluted Corbel
9 1/4" w x 16 1/2" h x 6" d



CRV5256 - Classic Corbel
3 1/2" w x 12" h x 7 1/2" d



CLASSIC CORBELS
CRV5253 - Medium
7" w x 14" h x 3 1/2" d



CRV5259 - Classic Corbel
7" w x 9" h x 5 1/2" d



FLUTED CORBELS
CRV5238 - Medium
7 3/4" w x 14" h x 3" d
CRV5240 - Petite
5 1/2" w x 10" h x 2 1/2" d

• PROMPT SHIPMENT •

5 BUSINESS DAYS
MOST STOCK PRODUCTS

CRV5250 - Small
5" w x 11" h x 3" d

Visit WhiteRiver.com for availability in additional species.



CRV5097 - Acanthus Corbel
7 3/4"w x 14 1/2"h x 6"d



CRV5098 - Acanthus Corbel
5"w x 12"h x 4 1/2"d



ACANTHUS CORBELS

CRV5120 - Medium
6"w x 14"h x 2 1/2"d

CRV5121 - Small
4 1/2"w x 10"h x 1 3/4"d



ACANTHUS CORBELS

CRV5205 - X-Large
9"w x 36 1/2"h x 10"d

CRV5210 - Large
7 1/2"w x 24"h x 8 1/2"d



CRV5125 - Petite Acanthus
3"w x 4 1/4"h x 1 3/4"d
sold 2/pkg.



CRV5126 - Traditional Corbel
3"w x 4 1/4"h x 1 3/4"d
sold 2/pkg.



CRV5123 - Modillion Block
1 3/4"w x 2 3/4"h x 1 1/2"d
sold 4/pkg.



CROWN BLOCK

CRV5095 - Medium
5 1/2"sq. x 12 1/8"d
generally accepts crowns 5 1/4" - 7 1/2" wide


CRV5099 - Small
3 1/2"sq. x 8 1/2"d
generally accepts crowns 5" wide



CRV5091 - Lion's Head Corbel
8"w x 26"h x 6 1/2"d



CRV5127 - Shell Keystone
8"w x 9 1/2"h x 2 1/2"d
generally accepts casings
up to 6 1/2"w x 1 7/8"d



DESIGN SOLUTION - CRV5127
Creates keystone for radius casings.

• PROMPT SHIPMENT •

5 BUSINESS DAYS
MOST STOCK PRODUCTS

CORBELS

LINDENWOOD IN-STOCK



CRV5216 - Bellflower Corbel
7 1/2"w x 24"h x 11 1/2"d



CRV5218 - Bellflower Corbel
6"w x 14 1/2"h x 8 1/4"d



CRV5220 - Bellflower Bracket
4"w x 14 1/2"h x 9 1/4"d



TRADITIONAL CORBELS

CRV5105 - Large
5 1/4"w x 12 1/2"h x 4 1/2"d

CRV5109 - Medium
4 1/2"w x 9 3/4"h x 4"d

CRV5289 - Small
3 3/4"w x 7"h x 3 3/8"d



CRV5228 - Imbricated Corbel
8"w x 16"h x 7"d



CRV5226 - Imbricated Bracket
14"w x 24"h x 9"d



CRV5092
Large Fluted Corbel
9"w x 24"h x 7"d



CRV5230 - Imbricated Bracket
6"w x 15"h x 9"d



CRV5094
Medium Fluted Corbel
7"w x 14"h x 5 1/4"d

• PROMPT SHIPMENT •

5 BUSINESS DAYS
MOST STOCK PRODUCTS



CRV5129 - Large Corinthian Capital
 14 1/4" w x 12" h x 2 3/4" d
 accepts up to 8" x 1 3/4"



CRV5139 - Large Ionic Capital
 13" w x 9" h x 2 3/4" d
 accepts up to 8" x 1 3/4"



CORINTHIAN CAPITALS

CRV5131 - Medium
 8" w x 8" h x 2 1/4" d
 accepts up to 5" x 3/4"

CRV5134 - Small
 6 7/8" w x 6 7/8" h x 2" d
 accepts up to 4 1/4" x 3/4"



IONIC CAPITALS

CRV5141 - Medium
 8" w x 3 1/2" h x 1 5/16" d
 accepts up to 5" x 3/4"

CRV5143 - Small
 7" w x 3" h x 1 1/8" d
 accepts up to 4" x 3/4"

For complementary sized pilasters, see page 84.



CRV5128 - Large Base
 12 5/8" w x 8" h x 4" d
 accepts up to 8" x 1 3/4"



BASES

CRV5132 - Medium
 8" w x 5" h x 2 1/4" d
 accepts up to 5" x 3/4"

CRV5135 - Small
 6 7/8" w x 4 1/4" h x 2" d
 accepts up to 4 1/4" x 3/4"



SCROLLS

CRV5065 - Large 16" w x 4 1/4" h x 13/16" d
 sold left and right pair/pkg.

CRV5066 - Medium 12" w x 3 1/2" h x 13/16" d
 sold left and right pair/pkg.



SHELL WITH SCROLLS

CRV5040 - Large 36" w x 7" h x 7/8" d

CRV5043 - Medium 24" w x 5" h x 3/4" d

CRV5044 - Small 12" w x 4" h x 5/8" d




ACANTHUS WITH SCROLLS

CRV5046 - Large 36" w x 7 1/2" h x 7/8" d

CRV5048 - Medium 24" w x 6" h x 3/4" d

CRV5049 - Small 12" w x 4" h x 5/8" d



ROSETTE WITH SCROLLS

CRV5050 - Medium 24" w x 5 1/2" h x 3/4" d

CRV5051 - Small 12" w x 3 1/4" h x 5/8" d




FLORAL SCROLLS

CRV5067 - Large 11" w x 5 1/2" h x 13/16" d
 sold left and right pair/pkg.

CRV5068 - Medium 7" w x 3 1/2" h x 3/4" d
 sold left and right pair/pkg.

ONLAYS, CENTERS, SWAGS AND ROSETTES

LINDENWOOD IN-STOCK



CLUSTER WITH SCROLLS

- CRV5020** - Large 36" w x 7" h x 7/8" d
- CRV5022** - Medium 24" w x 4 1/2" h x 3/4" d



- CRV5034** - Small Pull
4 1/2" w x 1 7/8" h x 1 1/4" d
sold 2/card



- CRV5030** - Flower Center with Clusters
15 3/4" w x 3 1/2" h x 13/16" d



VINEYARD SCROLLS

- CRV5024** - Medium 9" w x 4" h x 13/16" d sold left and right pair/pkg.
- CRV5026** - Small 6" w x 2 1/2" h x 5/8" d sold left and right pair/pkg.



- CRV5028** - Grapevine Cluster
5" w x 6 1/4" h x 3/4" d
sold left and right pair/pkg.

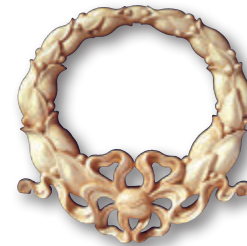


- CRV5032** - Large Pull
12" w x 3 3/4" h x 1 1/2" d



- CRV5036** - Vineyard Knob
1 1/2" dia x 1 5/16" d
sold 4/card

- CRV5038L** - Grapevine Medallion
6" w x 14 1/4" h x 1" d



- CRV5053** - Laurel Center
8" w x 8 1/4" h x 3/4" d



- CRV5058** - Flower Basket
10" w x 10 1/2" h x 1" d



- CRV5060** - Large Urn
11" w x 6 1/2" h x 3/4" d



- CRV5063** - Small Urn
3 1/4" w x 6 1/2" h x 3/4" d



- CRV5055** - Shell Center
7 1/2" w x 8" h x 1" d



- CRV5195** - Lion's Head Rosette
6 1/2" w x 7" h x 1 1/2" d



FLORAL SWAGS

- CRV5069** - Large
16" w x 6" h x 1 1/2" d
- CRV5070** - Small
12" w x 4 1/4" h x 1 1/2" d



- CRV5071** - Rose Swag
14 3/8" w x 6 5/16" h x 1 3/16" d



- CRV5072** - Laurel Swag
12" w x 5" h x 3/4" d



ACANTHUS CENTERS

- CRV5191 - Medium**
4 3/4" w x 1 1/4" h x 1/2" d
sold 4/pkg.
- CRV5192 - Small**
3 3/4" w x 1" h x 3/8" d
sold 4/pkg.



- CRV5093**
Petite Round Rosette
1 7/8" w x 3/8" d
sold 4/pkg.



- CRV5090**
Petite Square
1 7/8" sq. x 3/8" d
sold 4/pkg.



SQUARE ROSETTE

- CRV5160 - Large**
5" sq. x 5/8" d
sold 2/pkg.
- CRV5164 - Medium**
3 1/2" sq. x 3/8" d
sold 2/pkg.



RECTANGULAR ROSETTE

- CRV5172 - Medium**
3 1/2" w x 5 1/2" h x 3/4" d
sold 2/pkg.
- CRV5173 - Small**
2 3/4" w x 4 1/2" h x 5/8" d
sold 2/pkg.



ROUND ROSETTE

- CRV5166 - X-Large**
7" dia x 7/8" d
- CRV5168 - Large**
5" dia x 3/4" d
sold 2/pkg.
- CRV5169 - Medium**
3 1/2" dia x 5/8" d
sold 2/pkg.



OVAL ROSETTE

- CRV5177 - Large**
4 1/2" w x 6 1/2" h x 7/8" d
- CRV5178 - Medium**
3 1/2" w x 5" h x 3/4" d
sold 2/pkg.
- CRV5179 - Small**
2 3/4" w x 4" h x 5/8" d
sold 2/pkg.



- CRV5089**
Small Floral Drop
5 1/2" w x 8" h x 1" d



- CRV5087**
Large Floral Drop
5 1/2" w x 14" h x 1" d



- CRV5077**
Shell & Floral Drop
4 1/2" w x 10" h x 5/8" d



ACANTHUS LEAF

- CRV5181 - Medium**
3 7/8" w x 3 7/8" h x 1/2" d
sold 4/pkg.
- CRV5183 - Small**
2 5/8" w x 2 5/8" h x 3/8" d
sold 4/pkg.



FLEUR DE LIS

- CRV5185 - Medium**
3 1/2" w x 4 1/8" h x 1/2" d
sold 4/pkg.
- CRV5187 - Small**
2 1/4" w x 2 3/4" h x 3/8" d
sold 4/pkg.



- CRV5078 - Floral Acanthus Scrolls**
14" w x 14" h x 7/8" d
sold left and right pair/pkg.

PLUME CORNER

- CRV5073 - Large**
12" w x 12" h x 13/16" d
- CRV5074 - Medium**
8" w x 8" h x 13/16" d
- CRV5075 - Small**
4" w x 4" h x 5/8" d
sold 2/pkg.



STAR

- CRV5193 - Medium**
4" w x 5/8" d sold 4/pkg.
- CRV5194 - Small**
2 1/2" w x 1/2" d sold 4/pkg.




STAR ROSETTE

- CRV5197 - Medium**
5 1/2" sq. x 1 3/8" d sold 2/pkg.
accepts 13/16" casings - star is 4"
- CRV5198 - Small**
3 1/2" sq. x 1 3/8" d sold 2/pkg.
accepts 13/16" casings - star is 2 1/2"



- CRV5079 - Clipped Scroll Corners**
4 1/4" w x 4 1/4" h x 5/8" d
sold 4/pkg. 2 left / 2 right



KEYS, SCROLLS AND MEDALLIONS

LINDENWOOD IN-STOCK



CRV6050 - Medium Acanthus Medallion
12"w x 12"h x 1 1/2"d



KEY6065 - Medium Keystone
12 1/4"w x 11 1/4"h x 1 1/2"d



CRV6052 - Small Acanthus Medallion
8"w x 8"h x 1 1/2"d



KEY6067 - Small Keystone
9"w x 8 1/4"h x 1 1/2"d



CRV6058 - Medium Modillion Block
3 1/4"w x 2 1/8"h x 4 3/4"d

CRV6059 - Small Modillion Block
2 3/4"w x 1 3/4"h x 3 3/4"d

Designed to fit over CO723



CRV6070 - Medium Acanthus Scrolls
9"w x 9 7/8"h x 13/16"d
sold left and right pair/pkg.

CRV6072 - Small Acanthus Scrolls
6"w x 6 3/4"h x 13/16"d
sold left and right pair/pkg.

VARIOUS APPLICATIONS OF CRV6070 & CRV6072






CRV6078 - Medium Acanthus Plume Drops
7" w x 17 1/4" h x 5/8" d



CRV6079 - Small Acanthus Plume Drops
5" w x 12 1/4" h x 5/8" d

**RIGHT: WALL OR
CEILING PANEL**
CRV6116, CRV6078




CRV6082 - Medium Acanthus Corners
6 3/4" w x 12" h x 13/16" d
sold left and right pair/pkg.



CRV6084 - Small Acanthus Corners
4 5/8" w x 8" h x 13/16" d
sold left and right pair/pkg.

BELOW: PETITE COFFERS WITH MEDALLION
CARVINGS SPECIFIED: CRV6050, CRV5592




ONLAYS AND ROSETTES

LINDENWOOD IN-STOCK



CRV6087 - Medium Ceiling Corner Cartouche
13 7/8" w x 13 7/8" h x 13/16" d




**RIGHT: CEILING
CORNER PANEL**
CRV6087, CRV6072



CRV6089 - Small Ceiling Corner Cartouche
10 3/8" w x 10 3/8" h x 13/16" d

BELOW: WINDOW SURROUND, WALL OR CEILING PANEL
KEY6065



CRV6091 - Large Petal Rosette
7" w x 7" h x 1 1/2" d




CRV6092 - Med. Petal Rosette
5" w x 5" h x 1" d



CRV6093 - Small Petal Rosette
3 1/2" w x 3 1/2" h x 13/16" d

**BELOW: WALL OR
CEILING PANEL**
CRV6092



CRV6097 - Large Rosette
Lamb's Tongue
7" w x 7" h x 7/8" d




CRV6098 - Medium
Rosette Lamb's Tongue
5" w x 5" h x 3/4" d



CRV6099 - Small Rosette
Lamb's Tongue
3 1/2" w x 3 1/2" h x 5/8" d

BELOW: CENTER PANEL,
WALL OR CEILING
CRV6110, CRV6072, CRV5638



CRV6110 - Medium Center Panel Cartouche
16" w x 12 3/4" h x 13/16" d



CRV6116 - Medium Clipped
Scrolled Corner
8" w x 8" h x 1" d
sold left and right pair/pkg.




CRV5079 - Small Clipped
Scrolled Corner
4 1/4" w x 4 1/4" h x 5/8" d
sold left and right pair/pkg.



CRV6112 - Small Center Panel Cartouche
12 1/8" w x 9 1/2" h x 13/16" d
sold left and right pair/pkg.

BELOW: PEDIMENT
CRV6118



CRV6118 - Urn with Acanthus Scrolls Panel
22 1/4" w x 8 3/4" h x 1 3/8" d

Carving dimensions (on 3/4" d panel)
19 1/4" w x 6 3/4" h x 5/8" d

CELTIC AND BAROQUE COLLECTIONS

MAPLE AND CHERRY IN-STOCK



CRV7012 - Large Corbel
5 1/2" w x 7 1/8" d x 14" h

CRV7014 - Medium Corbel
4 3/4" w x 5 3/4" d x 9 1/2" h

CRV7016 - Small Corbel
3 1/2" w x 3 7/8" d x 6 5/8" h



CRV7122 - Corbel
7" w x 10" d x 34" h



CRV7120 - Medium Corbel
3 1/2" w x 8" d x 12" h

CRV7118 - Small Corbel
2 3/4" w x 6" d x 10" h



CRV7042 - Medium Corbel
7 1/2" w x 6" d x 8 1/4" h

CRV7044 - Small Corbel
3 3/4" w x 4" d x 5 1/2" h



CRV7046 - Large Corbel
5 1/2" w x 6 7/8" d x 7 1/2" h

CRV7130 - Medium Corbel
4 1/2" w x 5 3/4" d x 5" h

CRV7048 - Small Corbel
3 1/2" w x 4 1/8" d x 4 1/2" h

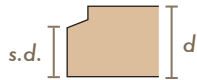


CRV7114 - Corbel
1 1/4" w x 1 1/2" d x 3" h



CRV7104 - Large Rosette
5 15/16" sq. x 1 3/8" d x 3/8" s.d.
Accepts 5 13/16" x 5/16"

CRV7106 - Small Rosette
2 15/16" sq. x 7/8" d x 3/8" s.d.
Accepts 2 13/16" x 5/16"



CRV7110 - Bracket
5 7/8" x 10" x 5/8"

Visit WhiteRiver.com
for availability in
additional species.



MLD7022 - Moulding Insert
2 1/4" x 3/8" x 96"



MLD7024 - Frieze Moulding Set
3 1/2" x 13/16" x 96"



RH7002 - Large Valance
6" h x 5/8" d x 50" h

RH7000 - Medium Valance
6" h x 5/8" d x 38" h



MLD7026 - Crown Moulding Set
4 1/4" x 5/8" x 96" 2 3/8" h x 3 5/8" d

Set consists of one 96" moulding and one 96" insert.

MADLINE, FLEUR AND TRADITIONAL COLLECTIONS

MAPLE AND CHERRY IN-STOCK



CRV7030 - Large Corbel
4" w x 9 1/2" d x 14" h
CRV7032 - Medium Corbel
2 1/2" w x 6 1/8" d x 8" h
CRV7034 - Small Corbel
2" w x 2 3/4" d x 4" h



CLM7008 - Column
6" sq. x 35 1/2" h
CLM7008H - Half Column
6" w x 35 1/2" h x 2 7/8" d



CLM7010 - Column
6" sq. x 35 1/2" h
CLM7010H - Half Column
6" w x 35 1/2" h x 2 7/8" d




CRV7084 - Large Rosette
5 15/16" sq. x 13/16" d x 1/4" s.d.



CRV7086 - Small Rosette
2 15/16" sq. x 1/2" d x 1/4" s.d.

CRV7080 - Large Rosette
5 15/16" sq. x 7/8" d x 3/4" s.d.
accepts 5 13/16" x 11/16"

CRV7082 - Small Rosette
2 15/16" sq. x 9/16" d x 1/2" s.d.
accepts 2 13/16" x 7/16"




MLD7004 - Light Rail Moulding Insert
3/4" x 5/16" x 96"



MLD7052 - Contemporary Light Rail Moulding Set
1 15/16" x 1 5/8" d x 96"



MLD7054 - Traditional Light Rail Moulding Set
1 15/16" x 1 5/8" d x 96"



MLD7056 - Crown Moulding Set
5" x 13/16" x 96" 4 1/4" h x 2 7/8" d

Set consists of one 96" moulding and one 96" insert.



CRV7088 - Large Onlay
25" w x 4 3/4" h x 3/4" d

CRV7090 - Medium Onlay
20" w x 3 1/2" h x 3/4" d



MLD7000 - Frieze Moulding
4 1/4" h x 1" d x 96"



MLD7002 - Moulding Insert
2 1/4" x 3/4" x 96"



MLD7048 - Frieze Moulding Set
3 1/2" x 13/16" x 96"



MLD7050 - Crown Moulding Set
4 1/4" x 5/8" x 96" 2 3/8" h x 3 5/8" d

Gaelic Collection

MAPLE AND CHERRY IN-STOCK



CRV7018 - Large Corbel
5 1/2" w x 7 1/8" d x 14" h

CRV7020 - Medium Corbel
4 3/4" w x 5 3/4" d x 9" h

CRV7024 - Small Corbel
3 1/2" w x 3 7/8" d x 6 5/8" h



CLM7012 - Column
3" sq. x 34 1/2" h



CLM7006 - Column
6" sq. x 35 1/2" h

CLM7006H - Half Column
6" w x 35 1/2" h x 2 7/8" d



CLM7004 - Column
6" sq. x 35 1/2" h

CLM7004H - Half Column
6" w x 35 1/2" h x 2 7/8" d



FT7002 - Foot
4 5/8" sq. x 6" h



FT7000 - Foot
4 5/8" sq. x 4" h



FT7010 - Foot
4" sq. x 4 1/2" h

FT7010H - Half Foot
4" sq. x 2" d x 4 1/2" h



CRV7062 - Large Rosette
5 3/4" sq. x 3/4" d x 5/8" s.d.

CRV7064 - Small Rosette
2 3/4" sq. x 5/8" d x 1/2" s.d.



CRV7070 - Large Framed Onlay
27 1/2" w x 5 1/2" h x 7/8" d

CRV7072 - Small Framed Onlay
21 1/2" w x 4 1/2" h x 3/4" d



CRV7066 - Large Onlay
27 1/2" w x 5 1/2" h x 7/8" d

CRV7068 - Medium Onlay
22 1/2" w x 4 1/2" h x 3/4" d



MLD7012 - Light Rail Insert Moulding
3/4" x 3/16" x 96"



MLD7032 - Contemporary Light Rail Moulding Set
1 15/16" x 1 5/8" d x 96"



MLD7034 - Traditional Light Rail Moulding Set
1 15/16" x 1 5/8" d x 96"



MLD7036 - Crown Moulding Set
5" x 13/16" x 96" 4 1/4" h x 2 7/8" d



MLD7010 - Moulding Insert
2 1/4" x 3/8" x 96"



MLD7028 - Frieze Moulding Set
3 1/2" x 13/16" x 96"



MLD7030 - Crown Moulding Set
4 1/4" x 5/8" x 96" 2 3/8" h x 3 5/8" d

Set consists of one 96" moulding and one 96" insert.



CRV7022 - Large Corbel
5 1/2"w x 5 1/2"d x 28"h



CRV7026 - Medium Corbel
5 1/2"w x 9"d x 13"h



CRV7028 - Small Corbel
5 1/2"w x 2 3/4"d x 13"h



FT7004 - Foot
4"sq. x 4"h



CRV7076 - Large Rosette
5 15/16"sq. x 15/16"d x 1/2"s.d.
accepts 5 13/16" x 7/16"

CRV7078 - Small Rosette
2 15/16"sq. x 7/8"d x 15/32"s.d.
accepts 2/13/16" x 13/32"




CLM7000 - Column
5 1/2"sq. x 41"h



CLM7002 - Column
3 1/2"sq. x 35 1/4"h

CLM7002H - Half Column
3 1/2"w x 35 1/4"h x 1 5/8"d

CLM7000H - Half Column
5 1/2"w x 41"h x 2 5/8"d



MLD7016 - Light Rail Moulding Insert
3/4" x 1/4" x 96"




MLD7062 - Contemporary Light Rail Moulding Set
1 15/16" x 1 5/8"d x 96"



MLD7064 - Traditional Light Rail Moulding Set
1 15/16" x 1 5/8"d x 96"



CRV7074 - Onlay
26"w x 5 7/8" x 1 1/8"



MLD7014 - Moulding Insert
2 1/4" x 1/2" x 96"



MLD7058 - Frieze Moulding Set
3 1/2" x 13/16" x 96"



MLD7066 - Crown Moulding Set
5" x 13/16" x 96" 4 1/4"h x 2 7/8"d



MLD7060 - Crown Moulding Set
4 1/4" x 5/8" x 96" 2 3/8"h x 3 5/8"d

Set consists of one 96" moulding and one 96" insert.

APEX AND PINNACLE COLLECTIONS

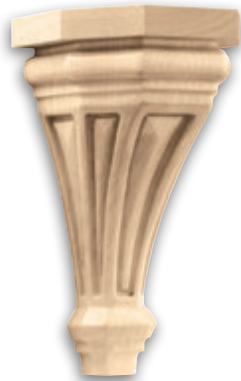
MAPLE AND CHERRY IN-STOCK



CRV7006 - Large Corbel
6" w x 8" d x 14" h

CRV7008 - Medium Corbel
3 7/8" w x 5 1/2" d x 8 3/4" h

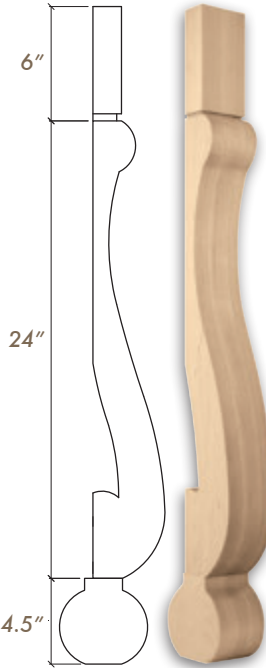
CRV7010 - Small Corbel
3" w x 3 7/8" d x 6 3/4" h



CRV7000 - Large Corbel
9" w x 7 1/4" d x 12" h

CRV7002 - Medium Corbel
5 1/2" w x 5" d x 8" h

CRV7004 - Small Corbel
3 7/8" w x 3 1/2" d x 6 5/8" h



CRV7056 - Tile
5 15/16" w x 2 15/16" h x 3/4" d x 3/16" s.d.



CRV7058 - Large Tile
5 15/16" sq. x 3/4" d x 5/16" s.d.

CRV7060 - Small Tile
2 15/16" sq. x 1/2" d x 1/4" s.d.



CRV7054 - Tile
5 15/16" sq. x 3/4" d x 7/32" s.d.



CLM7016 - Column
3" w x 5 1/2" d x 34 1/2" h
Sold as 3 pieces.



MLD7008 - Light Rail Moulding Insert
3/4" x 1/4" x 96"



MLD7072 - Contemporary Light Rail Moulding Set
1 15/16" x 1 5/8" d x 96"



MLD7074 - Traditional Light Rail Moulding Set
1 15/16" x 1 5/8" d x 96"



CRV7050 - Large Onlay
25" w x 5" h x 7/8" d

CRV7052 - Small Onlay
20" x 4" h x 7/8" d




MLD7006 - Moulding Insert
2 1/4" x 1/2" x 96"



MLD7068 - Frieze Moulding Set
3 1/2" x 13/16" x 96"



MLD7076 - Crown Moulding Set
5" x 13/16" x 96" 4 1/4" h x 2 7/8" d



MLD7070 - Crown Moulding Set
4 1/4" x 5/8" x 96" 2 3/8" h x 3 5/8" d

Set consists of one 96" moulding and one 96" inserts.



CRV7036 - Large Corbel
 5 1/2" w x 7 1/8" d x 14" h
CRV7038 - Medium Corbel
 4 1/2" w x 5 3/4" d x 9 1/2" h
CRV7040 - Small Corbel
 3 1/2" w x 3 7/8" d x 6 5/8" h



CRV7100 - Large Rosette
 5 15/16" sq. x 1 3/8" d x 1 1/2" s.d.
 accepts 5 13/16" x 7/16"
CRV7102 - Small Rosette
 2 15/16" sq. x 7/8" d x 3/8" s.d.
 accepts 2 13/16" x 5/16"



FT7006 - Foot
 4" sq. x 4" h



CRV7092 - Large Framed Onlay
 35 3/8" w x 7 1/2" h x 1 1/2" d
CRV7094 - Small Framed Onlay
 24" w x 5 1/2" h x 1" d




MLD7020 - Light Rail Insert Moulding
 3/4" x 1/4" x 96"



MLD7042 - Contemporary Light Rail Moulding Set
 1 15/16" x 1 5/8" d x 96"



MLD7044 - Traditional Light Rail Moulding Set
 1 15/16" x 1 5/8" d x 96"



MLD7046 - Light Rail Crown Moulding Set
 5" x 13/16" x 96" 4 1/4" h x 2 7/8" d



CRV7096 - Large Onlay
 27 1/2" w x 5 1/2" h x 1 1/8" d
CRV7098 - Small Onlay
 22 1/2" w x 4 1/2" h x 1" d



MLD7018 - Moulding Insert
 2 1/4" x 3/4" x 96"



MLD7038 - Frieze Moulding Set
 3 1/2" x 13/16" x 96"



MLD7040 - Crown Moulding Set
 4 1/4" x 5/8" x 96" 2 3/8" h x 3 5/8" d

Set consists of one 96" moulding and one 96" inserts.

MISSION COLLECTION

MAPLE AND CHERRY IN-STOCK



COR10101 - Extra Large Corbel
4 3/4"w x 22"h x 12"d



COR10102 - Large Corbel
3"w x 14"h x 8-1/2"d



COR10103 - Medium Corbel
3"w x 10"h x 6"d



COR10104 - Small Corbel
3"w x 7 1/2"h x 4 1/2"d



COR10105 - X-Small Corbel
3"w x 5"h x 3"d



FT10014 - Bun Foot
3 3/4"sq. x 4"h



FT10013 - Bun Foot
3 1/2"sq. x 4"h



FT10015 - Bun Foot
2 1/2"sq. x 4"h

Many of these products are available in these species also: Alder, Red Oak, Poplar, and Rubberwood. See WhiteRiver.com or our National Price List for this information.



CLM10048
3"sq. x 36"h
CLM10048H - Split
3"w x 36"h x 1 1/2"d
CLM10037
3"sq. x 42"h
CLM10037H - Split
3"w x 42"h x 1 1/2"d

CLM10049
3 1/2"sq. x 36"h
CLM10049H - Split
3 1/2"w x 36"h x 1 3/4"d
CLM10038
3 1/2"sq. x 42"h
CLM10038H - Split
3 1/2"w x 42"h x 1 3/4"d

CLM10050
5"sq. x 36"h
CLM10050H - Split
5"w x 36"h x 2 1/2"d
CLM10039
5"sq. x 42"h
CLM10039H - Split
5"w x 42"h x 2 1/2"d



CLM10045
3"sq. x 36"h
CLM10045H - Split
3"w x 36"h x 1 1/2"d
CLM10034
3"sq. x 42"h
CLM10034H - Split
3"w x 42"h x 1 1/2"d

CLM10046
3 1/2"sq. x 36"h
CLM10046H - Split
3 1/2"w x 36"h x 1 3/4"d
CLM10035
3 1/2"sq. x 42"h
CLM10035H - Split
3 1/2"w x 42"h x 1 3/4"d

CLM10047
5"sq. x 36"h
CLM10047H - Split
5"w x 36"h x 2 1/2"d
CLM10036
5"sq. x 42"h
CLM10036H - Split
5"w x 42"h x 2 1/2"d



CLM10054
3"sq. x 36"h
CLM10043
3"sq. x 42"h

CLM10067
3 1/2"sq. x 36"h
CLM10066
3 1/2"sq. x 42"h

CLM10055
5"sq. x 36"h
CLM10044
5"sq. x 42"h



COR10106 - Extra Large Corbel
8 1/2"w x 22"h x 5 1/2"d



COR10107 - Large Corbel
8"w x 12"h x 5"d



COR10108 - Medium Corbel
6 1/2"w x 9"h x 4 1/2"d



COR10109 - Small Corbel
5 1/4"w x 6"h x 2 1/2"d



COR10110 - X-Small Corbel
4"w x 4"h x 1 7/8"d



8"

6"

CLM10051

3"sq. x 36"h

CLM10051H - Split

3"w x 36"h x 1 1/2"d

CLM10040

3"sq. x 42"h

CLM10040H - Split

3"w x 42"h x 1 1/2"d

CLM10052

3 1/2"sq. x 36"h

CLM10052H - Split

3 1/2"w x 36"h x 1 3/4"d

CLM10041

3 1/2"sq. x 42"h

CLM10041H - Split

3 1/2"w x 42"h x 1 3/4"d

CLM10053

5"sq. x 36"h

CLM10053H - Split

5"w x 36"h x 2 1/2"d

CLM10042

5"sq. x 42"h

CLM10042H - Split

5"w x 42"h x 2 1/2"d



7 3/16"

7 3/16"

CLM10056

2 3/4"sq. x 36"h

CLM10057

3 1/2"sq. x 36"h

CLM10058

4 3/4"sq. x 36"h



FT10018 - Bun Foot

5 1/4"sq. x 6"h



FT10017 - Bun Foot

4 3/4"sq. x 4"h



FT10016 - Bun Foot

4"sq. x 4"h

Many of these products are available in these species also: Alder, Red Oak, Poplar, and Rubberwood. See WhiteRiver.com or our National Price List for this information.

TRANSITIONAL COLLECTION

MAPLE AND CHERRY IN-STOCK



RANGEHOOD CORBEL

COR10052 - Medium
3"w x 18"h x 16"d

COR10058 - Large
4 3/4"w x 18"h x 16"d



OVERHANG BRACKET

COR10047 - Small
1 3/4"w x 10"h x 10"d

COR10053 - Medium
3"w x 10"h x 10"d

COR10059 - Large
4 3/4"w x 10"h x 10"d



LARGE BAR BRACKET

COR10048
1 3/4"w x 12 3/4"h x 6 9/16"d

COR10054
3"w x 12 3/4"h x 6 9/16"d

COR10060
4 3/4"w x 12 3/4"h x 6 9/16"d



MEDIUM BAR BRACKET

COR10049
1 3/4"w x 9 1/2"h x 4 7/8"d

COR10055
3"w x 9 1/2"h x 4 7/8"d

COR10061
4 3/4"w x 9 1/2"h x 4 7/8"d



4"

FT10007 - Bun Foot
3 1/2"sq. x 4"h



SMALL BAR BRACKET

COR10050
1 3/4" w x 7 1/2"h x 4 1/4"d

COR10056
3" w x 7 1/2"h x 4 1/4"d

COR10062
4 3/4" w x 7 1/2"h x 4 1/4"d



X-SMALL BAR BRACKET

COR10051
1 3/4" w x 6 1/8"h x 3 1/2"d

COR10057
3" w x 6 1/8"h x 3 1/2"d

COR10063
4 3/4" w x 6 1/8"h x 3 1/2"d



FT10006 - Bun Foot
4 3/4"sq. x 4"h



FT10004 - Bun Foot
3 1/2"sq. x 3 3/4"h



FT10005 - Bun Foot
4 1/2"sq. x 3 3/4"h

8"



CLM10019
2 3/4"sq. x 36"h
CLM10016
2 3/4"sq. x 42"h

8"



CLM10020
3 3/8"sq. x 36"h
CLM10017
3 3/8"sq. x 42"h

8"



CLM10021
4 3/4"sq. x 36"h
CLM10018
4 3/4"sq. x 42"h

2 3/4" at beads

3 3/8" at beads

4 3/4" at beads

Many of these products are available in these species also: Alder, Red Oak, Poplar, and Rubberwood. See WhiteRiver.com or our National Price List for this information.



RANGEHOOD CORBEL
COR10089 - Medium
 3" w x 18" h x 16" d
COR10095 - Large
 4 3/4" w x 18" h x 16" d



OVERHANG BRACKET
COR10084 - Small
 1 3/4" w x 10" h x 10" d
COR10090 - Medium
 3" w x 10" h x 10" d
COR10096 - Large
 4 3/4" w x 10" h x 10" d



LARGE BAR BRACKET
COR10085
 1 3/4" w x 14 5/32" h x 8" d
COR10091
 3" w x 14 5/32" h x 8" d
COR10097
 4 3/4" w x 14 5/32" h x 8" d



MEDIUM BAR BRACKET
COR10086
 1 3/4" w x 10 5/8" h x 5 1/2" d
COR10092
 3" w x 10 5/8" h x 5 1/2" d
COR10098
 4 3/4" w x 10 5/8" h x 5 1/2" d



SMALL BAR BRACKET
COR10087
 1 3/4" w x 9" h x 5" d
COR10093
 3" w x 9" h x 5" d
COR10099
 4 3/4" w x 9" h x 5" d



X-SMALL BAR BRACKET
COR10088
 1 3/4" w x 7 3/16" h x 4" d
COR10094
 3" w x 7 3/16" h x 4" d
COR10100
 4 3/4" w x 7 3/16" h x 4" d



FT10010 - Bun Foot
 2 1/4" sq x 5" h



FT10011 - Bun Foot
 3 1/2" sq. x 4 1/2" h



FT10012 - Bun Foot
 4 1/2" sq. x 4 1/2" h



CLM10031
 3" sq. x 36" h
CLM10028
 3" sq. x 42" h



CLM10032
 3 1/2" sq. x 36" h
CLM10029
 3 1/2" sq. x 42" h



CLM10033
 5" sq. x 36" h
CLM10030
 5" sq. x 42" h

CONTEMPORARY COLLECTION

MAPLE AND CHERRY IN-STOCK



RANGEHOOD CORBEL

- COR10070**
3" w x 18" h x 16" d
- COR10077**
4 3/4" w x 18" h x 16" d



OVERHANG BRACKET

- COR10064**
1 3/4" w x 10" h x 10" d
- COR10071**
3" w x 10" h x 10" d
- COR10078**
4 3/4" w x 10" h x 10" d



LARGE BAR BRACKET

- COR10065**
1 3/4" w x 12" h x 8" d
- COR10072**
3" w x 12" h x 8" d
- COR10079**
3" w x 12" h x 8" d



MED BAR BRACKET

- COR10066**
1 3/4" w x 9" h x 6 1/2" d
- COR10073**
3" w x 9" h x 6 1/2" d
- COR10080**
4 3/4" w x 9" h x 6 1/2" d




SMALL BAR BRACKET

- COR10067**
1 3/4" w x 7 1/2" h x 5" d
- COR10074**
3" w x 7 1/2" h x 5" d
- COR10081**
4 3/4" w x 7 1/2" h x 5" d



X-SMALL BAR BRACKET

- COR10068**
1 3/4" w x 6" h x 4" d
- COR10075**
3" w x 6" h x 4" d
- COR10082**
3" w x 6" h x 4" d



PETITE BAR BRACKET

- COR10069**
1 3/4" w x 3" h x 3" d
- COR10076**
3" w x 3" h x 3" d
- COR10083**
4 3/4" w x 3" h x 3" d



- CLM10025**
3" sq. x 36" h
- CLM10022**
3" sq. x 42" h



- CLM10026**
3 1/2" sq. x 36" h
- CLM10023**
3 1/2" sq. x 42" h



- CLM10027**
5" sq. x 36" h
- CLM10024**
5" sq. x 42" h



- FT10008** - Bun Foot
2 3/4" sq. x 4 1/4" h



- FT10009** - Bun Foot
4 1/2" sq. x 4 1/2" h

Many of these products are available in these species also: Alder, Red Oak, Poplar, and Rubberwood. See WhiteRiver.com or our National Price List for this information.



RANGEHOOD CORBEL

- COR10117**
3" w x 18" h x 16" d
- COR10124**
4 3/4" w x 18" h x 16" d



- FT10023**
3 1/2" sq. x 4" h



- FT10024**
3 5/8" sq. x 4" h



- FT10021**
3 1/2" sq. x 4" h



- FT10019**
3 1/2" sq. x 4 1/2" h



- FT10022**
4 5/8" sq. x 4" h



- FT10020**
4 5/8" sq. x 4 1/2" h



LARGE BAR BRACKET

- COR10112**
1 3/4" w x 12" h x 8" d
- COR10119**
3" w x 12" h x 8" d
- COR10126**
4 3/4" w x 12" h x 8" d



MEDIUM BAR BRACKET

- COR10113**
1 3/4" w x 9" h x 6 1/2" d
- COR10120**
3" w x 9" h x 6 1/2" d
- COR10127**
4 3/4" w x 9" h x 6 1/2" d



SMALL BAR BRACKET

- COR10114**
1 3/4" w x 7 1/2" h x 5" d
- COR10121**
3" w x 7 1/2" h x 5" d
- COR10128**
4 3/4" w x 7 1/2" h x 5" d



X-SMALL BAR BRACKET

- COR10115**
1 3/4" w x 6" h x 4" d
- COR10122**
3" w x 6" h x 4" d
- COR10129**
4 3/4" w x 6" h x 4" d



PETITE BAR BRACKET

- COR10116**
1 3/4" w x 3" h x 3" d
- COR10123**
3" w x 3" h x 3" d



OVERHANG BRACKET

- COR10111**
1 3/4" w x 10" h x 10" d
- COR10118**
3" w x 10" h x 10" d
- COR10125**
4 3/4" w x 10" h x 10" d



- CLM10059**
3 1/2" sq. x 36" h



- CLM10060**
3 1/2" sq. x 36" h



- CLM10061**
3 1/2" sq. x 36" h



- CLM10064**
3 1/2" sq. x 36" h
- CLM10065**
4 3/4" sq. x 36" h



- CLM10062**
3 1/2" sq. x 36" h
- CLM10063**
5" sq. x 36" h

TRADITIONAL COLLECTION

MAPLE AND CHERRY IN-STOCK



LARGE CORBEL
COR10044
6 3/4" w x 22" h x 7 5/8" d



MEDIUM CORBEL
COR10043
5" w x 14" h x 7" d



SMALL CORBEL
COR10042
4 1/2" w x 10" h x 5 1/4" d



MINI CORBEL
COR10046
2 7/8" w x 4 1/4" h x 1 3/4" d



BAR BRACKET
COR10045
3 3/8" w x 13" h x 7 3/4" d

Many of these products are available in these species also: Alder, Red Oak, Poplar, and Rubberwood. See WhiteRiver.com or our National Price List for this information.



CLM10011
5" sq. x 36" h
CLM10015 - Fluted
5" sq. x 36" h
CLM10003
5" sq. x 42" h
CLM10007 - Fluted
5" sq. x 42" h



CLM10010
3 3/4" sq. x 36" h
CLM10014 - Fluted
3 3/4" sq. x 36" h
CLM10002
3 3/4" sq. x 42" h
CLM10006 - Fluted
3 3/4" sq. x 42" h



CLM10009
3 1/2" sq. x 36" h
CLM10013 - Fluted
3 1/2" sq. x 36" h
CLM10001
3 1/2" sq. x 42" h
CLM10005 - Fluted
3 1/2" sq. x 42" h



CLM10008
3" sq. x 36" h
CLM10012 - Fluted
3" sq. x 36" h
CLM10000
3" sq. x 42" h
CLM10004 - Fluted
3" sq. x 42" h



FT10000 - Bun Foot
3 1/2" dia. x 4" h



FT10001 - Bun Foot
4 3/4" dia. x 4" h



FT10002 - Bun Foot
3 1/2" dia. x 4 1/2" h



FT10003 - Bun Foot
3 1/2" dia. x 4" h



ROUND FACED CORNER PEDESTAL FOOT

FT10025

4" h x 6" w x 6" d

FT10026

4 1/2" h x 6" w x 6" d



SQUARE FACED CORNER PEDESTAL FOOT

FT10027

4" h x 6" w x 6" d

FT10028

4 1/2" h x 6" w x 6" d



FT10033 - Pedestal Moulding

10" w x 1 7/8" h x 3/4" d



CURVED EDGE PEDESTAL FOOT

FT10029 - Left

4" h x 6" w x 1" d

FT10030 - Left

4 1/2" h x 6" w x 1" d




CURVED EDGE PEDESTAL FOOT

FT10034 - Right

4" h x 6" w x 1" d

FT10035 - Right

4 1/2" h x 6" w x 1" d



CLM10066

5" sq x 36"

CLM10067

3 1/2" sq x 36"

CLM10068H

5" sq x 36"



STRAIGHT EDGE PEDESTAL FOOT

FT10031 - Left

4" h x 6" w x 1" d

FT10032 - Left

4 1/2" h x 6" w x 1" d



STRAIGHT EDGE PEDESTAL FOOT

FT10036 - Right

4" h x 6" w x 1" d

FT10037 - Right

4 1/2" h x 6" w x 1" d

MANTELS

LINDENWOOD IN-STOCK • PREFABRICATED

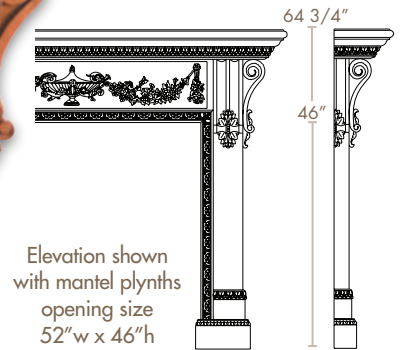


MAN9012LW - Floral Swag with Urn Full Surround
87" w x 58 3/4" h x 12" d

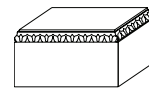
Opening: 52" w x 40" h
Shelf - 87" w x 12" d
Mantel Width at Base - 70"
Depth of Legs at Base - 3 1/2"
Mantel Width at Legs - 69 1/4"
Mantel Width at Corbels - 78 1/4"
Carved Center Panel - 54 1/2" x 9 1/2"

Mantel has 1" offset on inside of mantel to go over marble. 1" panel mould precut, included.

Prefinish: Aged Pine Stain with Stain Glaze



Elevation shown with mantel plynths opening size 52" w x 46" h



MPB9012LW
Mantel Plynth
11" w x 6" h x 4" d
Sold as pairs

Professional Finishes offered by White River™

- Stain Finish or Stain Finish with Stain Glaze (Walnut, Cherry, Golden Oak or Golden Brown)
- Painted White
- Painted White and Glazed with Taupe Glaze
- Shabby Chic - Painted White or Stained

Order Mantel with specific finish ex: Aged Pine Stained with Stain Glaze

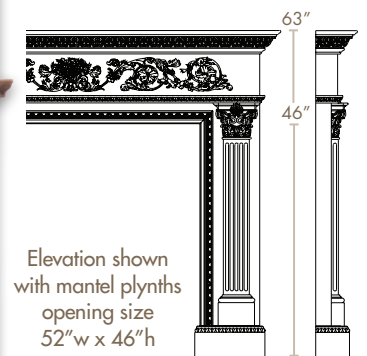


MAN9015LW - Rinceau Scrolls with Floral Basket Full Surround
81" w x 57" h x 8" d

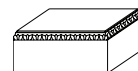
Opening: 52" w x 40" h
Shelf - 81" w x 8" d
Mantel Width at Base - 73"
Depth of Legs at Base - 5 1/2"

Mantel has 1" offset on inside of mantel to go over marble 1" panel mould precut, included.

Prefinish: Golden Brown Stain



Elevation shown with mantel plynths opening size 52" w x 46" h



MPB9015LW
Mantel Plynth
13 1/2" w x 6" h x 6 1/2" d
Sold as pairs

MAN9018LW - Fluting with Bellflower Drops
Full Surround 76 3/4"w x 53 1/2"h x 9 1/4"d

Opening: 52" w x 40" h
Shelf - 76 3/4" w x 9 1/4" d
Mantel Width at Base - 72 5/8"
Mantel Depth at Legs - 7 5/8"
Carved Center Panel - 19 1/2" x 6 7/8"
Leg Widths - 10 1/8"

Mantel has 1" offset on inside of mantel to go over marble
1" panel mould precut, included.

Prefinish: Walnut Stain with Walnut Glaze

MPB9018LW
Mantel Plynth
14 1/2" w x 6" h
x 9 1/2" d
Sold as pairs

Elevation shown with mantel plynths opening size 52" w x 46" h

Mantel Plynth Blocks

Mantel plynths add 6" to the overall height of full surround mantels (creating a greater height in the opening). These Lindenwood plynths are handcarved with the classic lamb's tongue, and add not just height, but a lovely detail that supports the mantel well. Plynths accept 1" panel mould inside leg, too! Sold as pairs.

MAN9021LW - Shell with Country Flowers Full Surround
72" w x 52" h x 9 3/4" d

Opening: 52" w x 40" h
Shelf - 68" w x 9 3/4" d
Carved Center Panel - 36" w x 6" d

Mantel has 1" offset on inside of mantel to go over marble.
1" panel mould precut, included.

Prefinish: Shabby Chic Golden Brown Stain

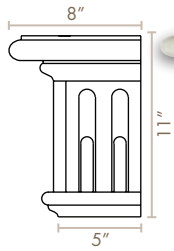
MPB9021LW
Mantel Plynth
10 1/2" w x 6" h
x 10" d
Sold as pairs

Elevation shown with mantel plynths opening size 52" w x 46" h

Add CRV5576 to mantel leg to complement plynth style


MANTEL SHELVES AND RANGEHOODS

LINDENWOOD IN-STOCK • PREFABRICATED



MAN9030LW - Urn with Fluting
72" w x 11" h x 8" d bottom depth 5"

Prefinish: Painted White with Taupe Glaze



MAN9033LW - Center with Rosettes
72 1/2" w x 13" h x 8" d bottom depth 5"

Prefinish: Cherry Stain with Cherry Glaze



MAN9035LW - Embraced Palmette
70" w x 12" h x 8" d bottom depth 5 3/4"

Unfinished



MAN9036LW - Embraced Palmette
60" w x 12" h x 8" d bottom depth 5 3/4"


Prefinish: Walnut Stain with Walnut Glaze



To view close-up details, go to WhiteRiver.com • Products • Mantels


MANTEL SHELVES AND RANGEHOODS

PREFABRICATED • LINDENWOOD IN-STOCK



MAN9039LW - Rinceau Scroll with Flower Basket
72" w x 14" h x 8" d bottom depth 4 1/2"

Golden Brown Stain



MAN9042LW - Rinceau Scroll with Flower Basket
60" w x 12 1/2" h x 8" d bottom depth 4 1/2"

Unfinished

GREAT IDEAS FOR MANTEL SHELVES AND CORBELS



MAN9036LW
CRV5259



MAN9030LW
CRV5253



MAN9035LW
CRV5097



MAN9030LW
CRV5259



MAN9042LW
CRV5259



MAN9033LW
CRV5097



MAN9039LW
CRV5097



MAN9036LW
CRV5253



MAN9030LW
CRV5094



MAN9030LW
CRV5228

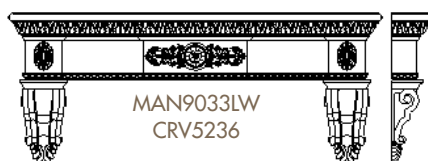


MAN9042LW
CRV5098



MAN9035LW
CRV5094

COORDINATING
LINDENWOOD CORBELS
found on
pages 94-96.




MAN9033LW
CRV5236



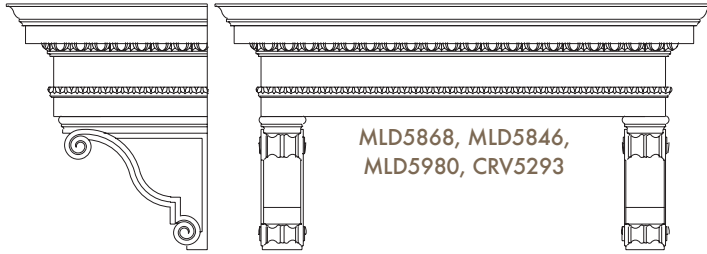
MAN9039LW
CRV5236

COUNTRY PALLADIAN • STYLE MADE EASY


MAPLE AND CHERRY IN-STOCK




MLD5868, MLD5846, MLD5980,
CRV5497, MLD5819, CRV5529




MLD5868, MLD5846,
MLD5980, CRV5293




MLD5867, MLD5982,
CRV5169, MLD5900,
MLD6028, CRV5292




MLD5867, MLD5982, CRV5169,
MLD5900, CRV5250, MLD6018




MLD5848, MLD5915,
MLD6024, CRV5283




CRV5290, MLD5980




MLD5846, CC6310,
MLD5979




PED5663, MLD5848, MLD5915,
CRV5495, MLD5809, CRV5529



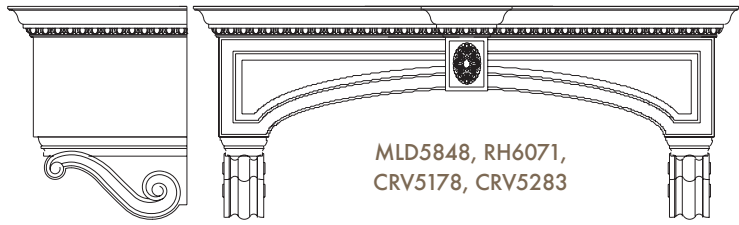
CRV5604, MLD5864, MLD6000,
MLD6024, MLD5830R, MLD6024,
FT6294



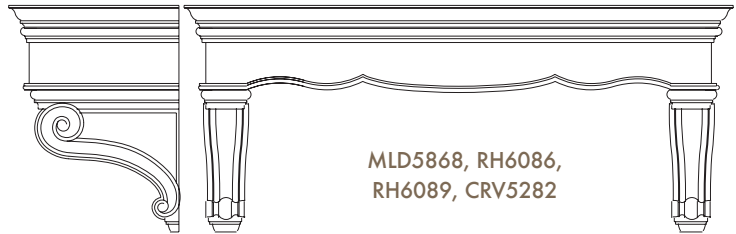
CRV5497, MLD5819,
CRV5529




MLD5848, CRV5633, CRV5178,
MLD6024, MLD5830T, MLD6024



MLD5848, RH6071,
CRV5178, CRV5283




MLD5868, RH6086,
RH6089, CRV5282




MLD5868, RH6089, CRV5495,
MLD5819, CRV5529




MLD5839, CRV5700,
CRV5263




MLD5978, CP6248, FT6266




CRV5272, MLD6018, FT6295



PED5671, MLD5840, MLD5982,
CRV5495, MLD5809, CRV5529




CC6300, MLD6018, VAL6202



CRV5261, MLD6018

OLD WORLD • STYLE MADE EASY


MAPLE AND CHERRY IN-STOCK




MLD5939, MLD6018, CRV5109,
CRV5659, MLD6018




MLD5839, MLD6018,
CRV5657, MLD6018, CRV5283



MLD5848, RH6083,
CRV5283




MLD5848, RH6089, CRV5137,
MLD5829, CRV5138, CRV5592



MLD5867, CRV5649,
CRV5263




CC6330, MLD5905, MLD6018




CRV5655, MLD5980, FT6262



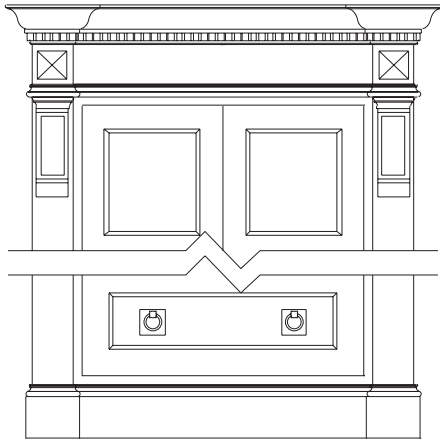
PED5667, CRV5499, MLD5819,
CRV5529, MLD6018




CRV5594, MLD6026, MLD5903,
MLD6024, CRV5637, MLD5980




CC6320, CRV5704



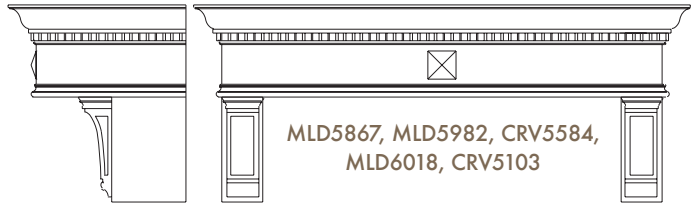
MLD5867, MLD5982, CRV5584,
MLD6018, CRV5103, MLD6018



MLD5868, MLD5903, CRV5580,
MLD5830T, CRV5580




MLD5868, MLD5956, MLD5616, CRV5166,
MLD5868, CRV5495, MLD5819, CRV5529




MLD5867, MLD5982, CRV5584,
MLD6018, CRV5103




MLD5868, MLD5903,
CRV5259




MLD5868, MLD5956, MLD5616,
CRV5166, MLD5868, CRV5621




CRV5104, MLD5956, DS100



CRV5250, MLD6018, FT6295



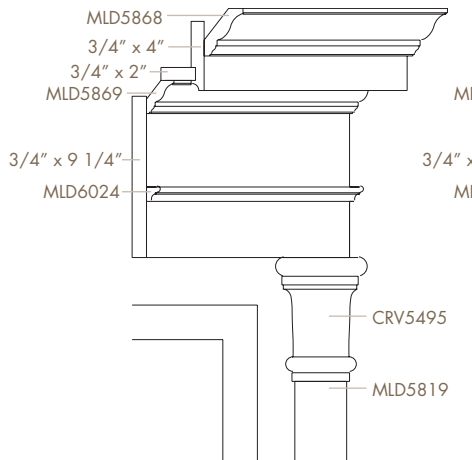
CC6330



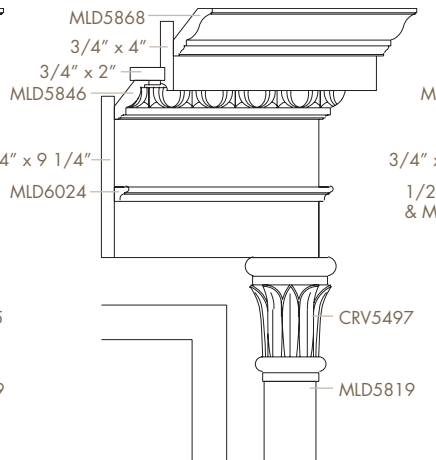
CRV5101, MLD6018

CABINETY CONCEPTS FOR THE TUSCAN ORDER

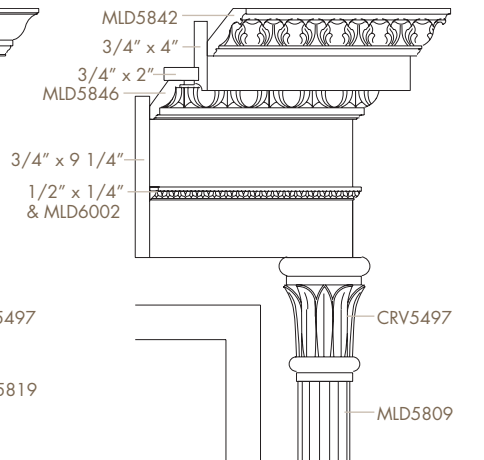
MAPLE AND CHERRY IN-STOCK



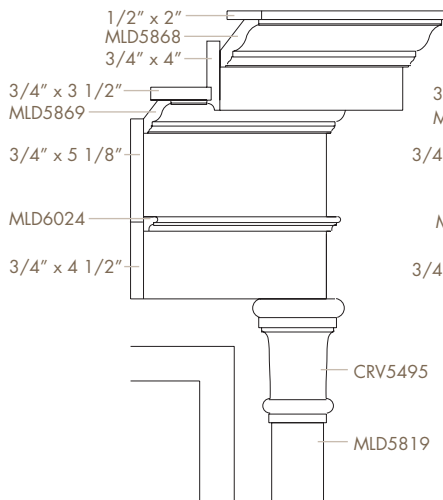
Tuscan 9' 14 1/4" h x 6 3/8" d



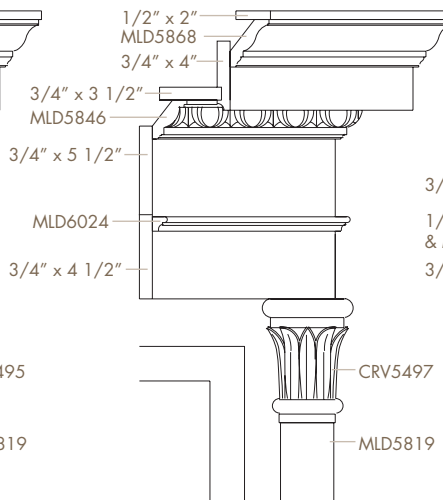
Tuscan 9' 14 1/4" h x 6 3/8" d



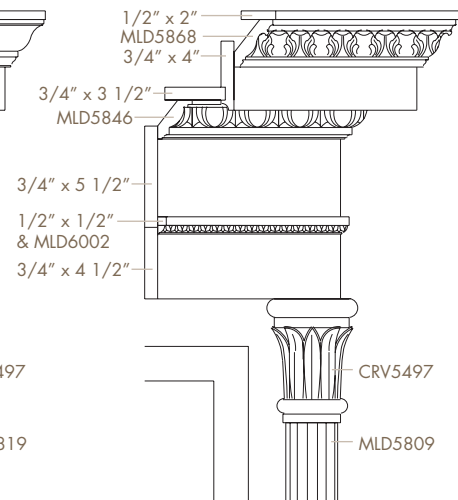
Tuscan 9' 14 1/4" h x 6 3/8" d



Tuscan 10' 16 1/2" h x 7 1/4" d




Tuscan 10' 16 1/2" h x 7 1/4" d




Tuscan 10' 16 1/2" h x 7 1/4" d

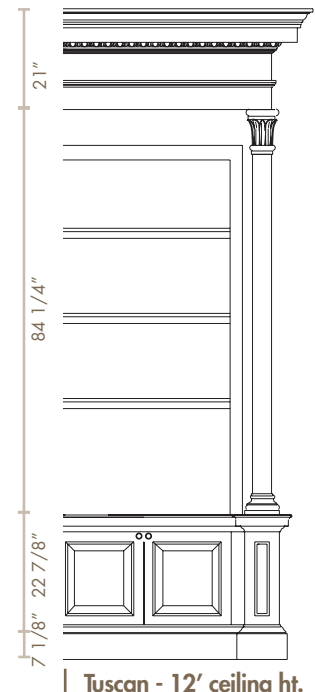
NOTE: White River offers pricing on In-Stock Handcarved Mouldings & Capitals on the National Price List under **Mouldings • Pediments**.



Tuscan - 9' ceiling ht.



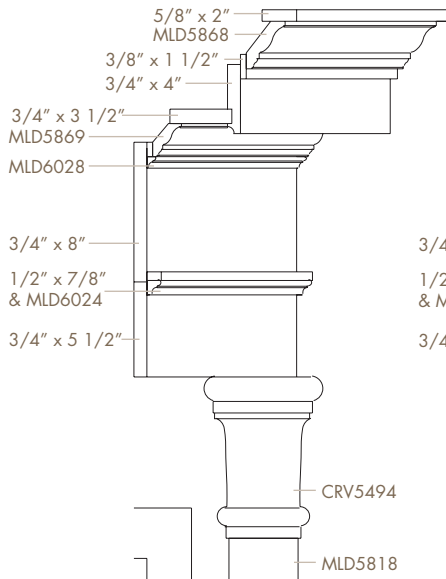
Tuscan - 10' ceiling ht.



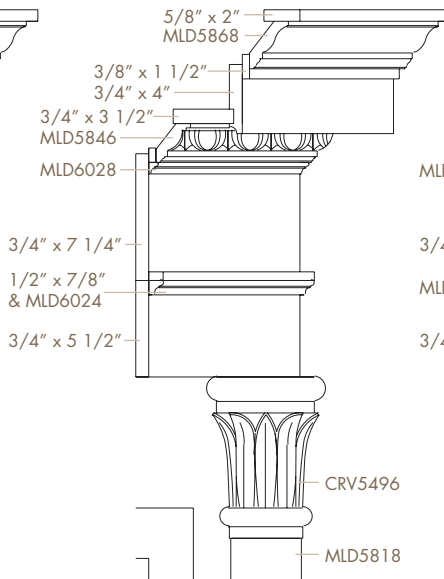
Tuscan - 12' ceiling ht.

CABINETRY CONCEPTS FOR THE TUSCAN & CORINTHIAN ORDERS

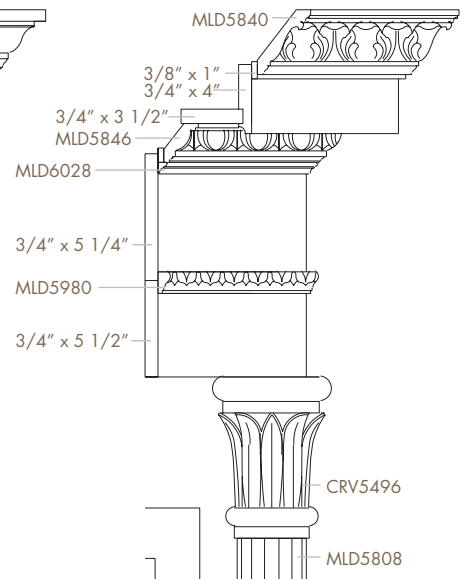
MAPLE AND CHERRY IN-STOCK



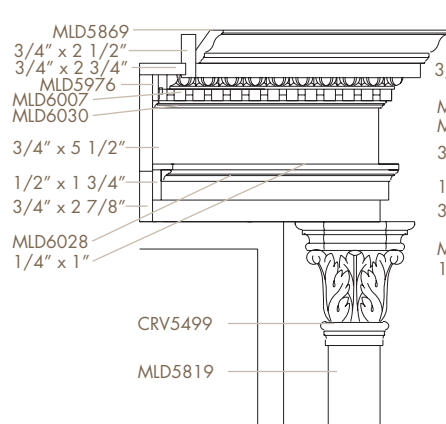
| Tuscan 12' 21"h x 9 3/8"d



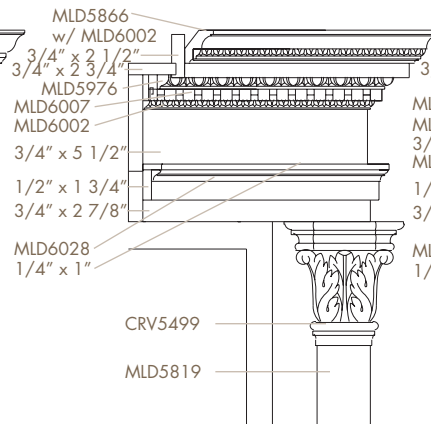
| Tuscan 12' 21"h x 9 3/8"d



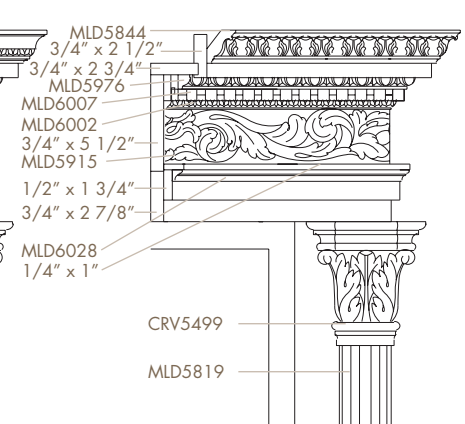
| Tuscan 12' 21"h x 9 1/2"d



| Corinthian 9' 11"h x 4 3/4"d

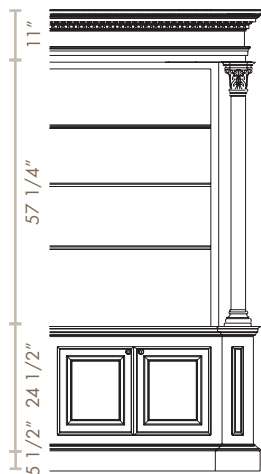


| Corinthian 9' 11"h x 4 7/8"d

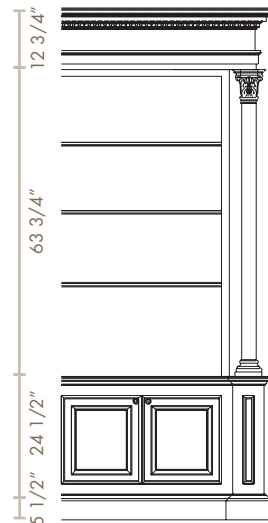


| Corinthian 9' 11"h x 4 7/8"d

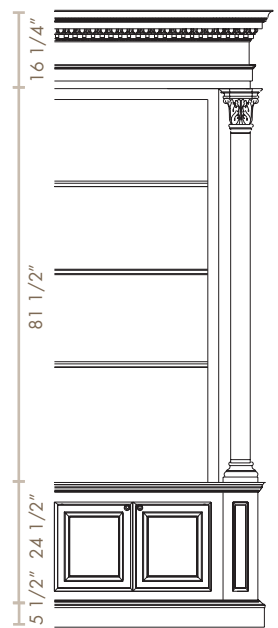
NOTE: Large, Scaled Drawings of Tuscan and Corinthian Cabinetry Concepts available at WhiteRiver.com • Gallery • Renderings



| Corinthian - 9' ceiling ht.



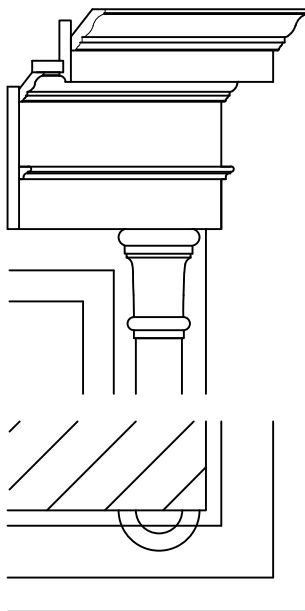
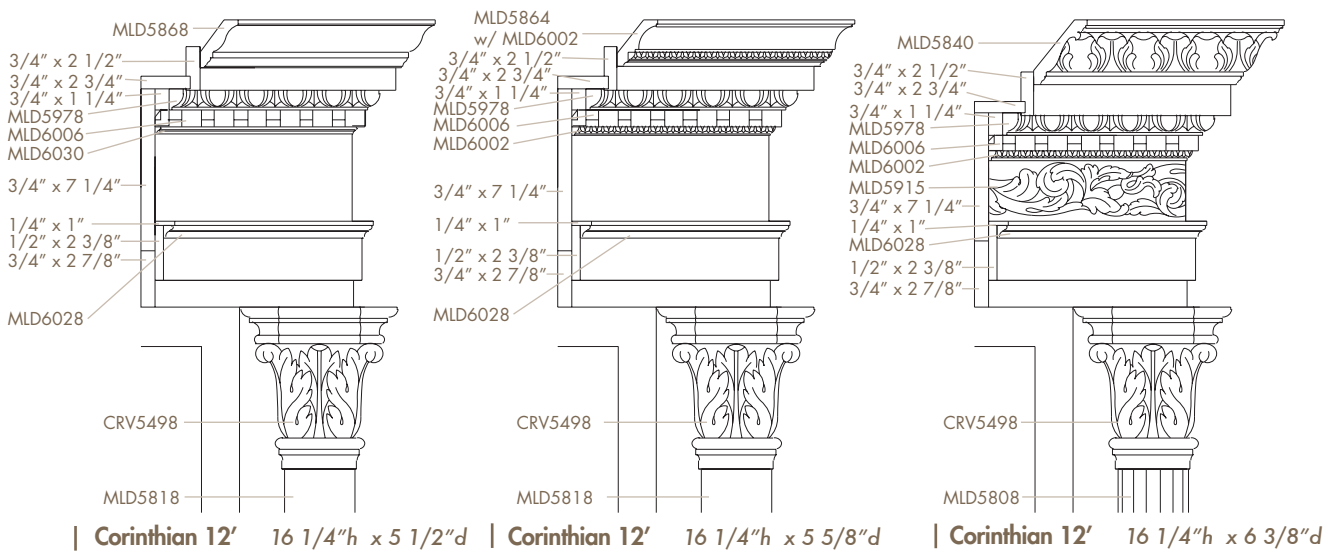
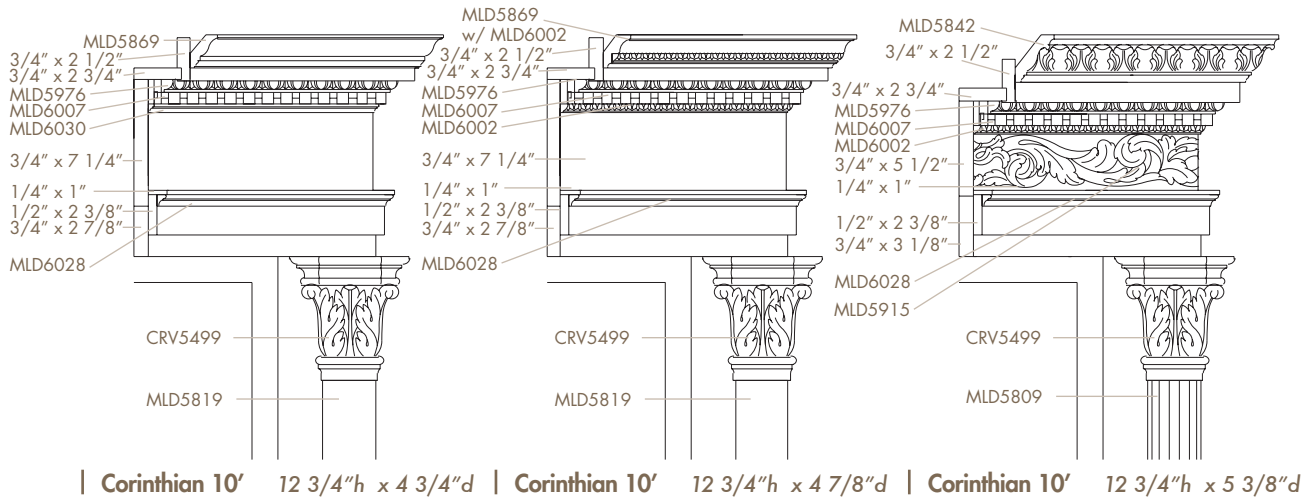
| Corinthian - 10' ceiling ht.




| Corinthian - 12' ceiling ht.

CABINETY CONCEPTS FOR THE CORINTHIAN ORDER

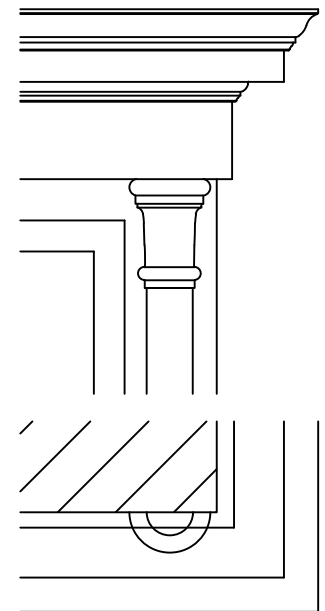
MAPLE AND CHERRY IN-STOCK



Option 1 - Capital and column applied fully on vertical stile.



Option 2 - Full capital and columns are modified to fit face and stile of cabinet. Column aligns with architrave and frieze.



Option 3 - When a lesser cabinet height is specified, this Design Option excludes the architrave.


CABINETY CONCEPTS FOR CONTEMPORARY KITCHENS

MAPLE AND CHERRY IN-STOCK



CONTEMPORARY KITCHEN

Ceiling crown: MLD5867; **Rangehood:** MLD5864, RH6089, COR10071; **Wall cabinetry:** MLD6018, COR10075; **Base cabinetry:** CLM10027



MISSION KITCHEN

Ceiling crown: MLD5867; **Rangehood:** MLD5867, RH6071, COR10102; **Wall cabinetry:** MLD6024, COR10104; **Base cabinetry:** CLM10046



TRANSITIONAL KITCHEN

Ceiling crown: MLD5867; **Rangehood:** MLD5864, RH6071 (jobsite modified), KEY033, COR10047; **Wall cabinetry:** MLD6018, COR10057; **Base cabinetry:** CLM10020, FT1007



SHAKER KITCHEN

Ceiling crown: MLD5867; **Rangehood:** MLD5864, RH6089 (jobsite modified), COR10092; **Wall cabinetry:** MLD6026, COR10094; **Base cabinetry:** CLM10033, FT1007

MANTELS AND RANGEHOODS


MAPLE AND CHERRY IN-STOCK



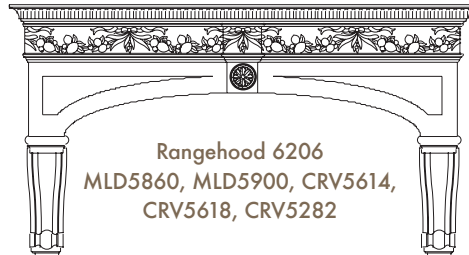
Rangehood 6200
MLD5848, CRV5178,
MLD5903, CRV5283



Rangehood 6202
MLD5864, MLD6004, MLD5902,
CRV5630, MLD5950, CRV5263



Rangehood 6204
RH6077, MLD5902, CRV5293



Rangehood 6206
MLD5860, MLD5900, CRV5614,
CRV5618, CRV5282



Rangehood 6208
MLD5860, MLD5900,
CRV5283



Rangehood 6210
RH6077, MLD5922, CRV5263



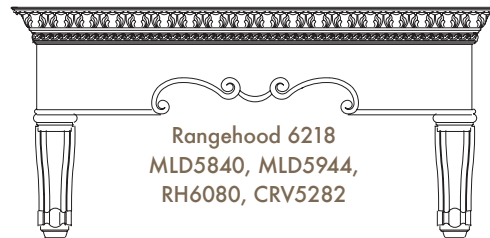
Rangehood 6212
RH6077, MLD5848, RH6074,
CRV5614, CRV5620, CRV5228



Rangehood 6214
RH6077, RH6080, CRV5293



Rangehood 6216
MLD5868, MLD5982, RH6095,
MLD6024, CRV5292

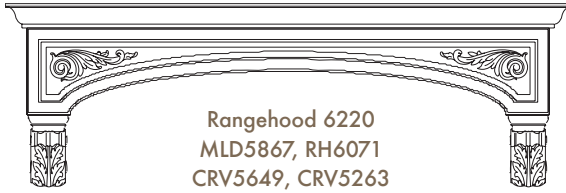


Rangehood 6218
MLD5840, MLD5944,
RH6080, CRV5282

DESIGN CONCEPTS ARE TO BE JOBSITE-BUILT | Order rangehoods, mouldings and woodcarvings individually.

MANTELS AND RANGEHOODS

MAPLE AND CHERRY IN-STOCK




Rangehood 6220
MLD5867, RH6071
CRV5649, CRV5263



Rangehood 6222
MLD5864, MLD6000, RH6077,
MLD6018, CRV5283



Rangehood 6224
MLD5867, MLD5978, CRV5657,
MLD6018, CRV5292



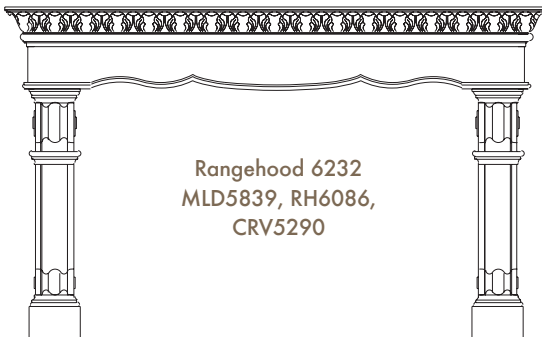
Rangehood 6226
MLD5867, RH6083, CRV5282



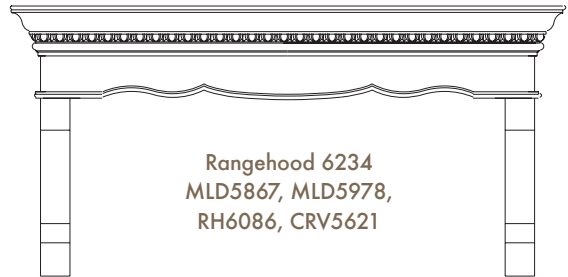
Rangehood 6228
MLD5867, MLD5980,
CRV5700, CRV5263




Rangehood 6230
MLD5867, RH6098,
MLD6018, CRV5263



Rangehood 6232
MLD5839, RH6086,
CRV5290



Rangehood 6234
MLD5867, MLD5978,
RH6086, CRV5621



Rangehood 6236
MLD5868, MLD5869,
VAL6200, CRV5282

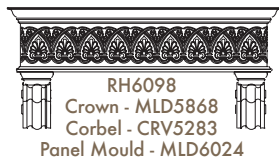
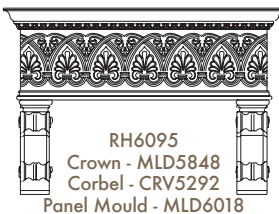
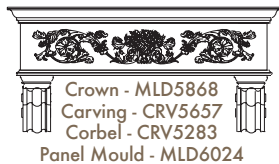
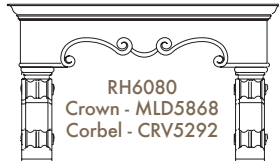
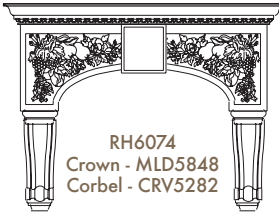
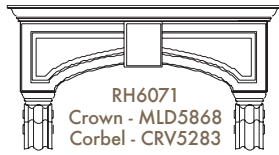


Rangehood 6238
MLD5868, MLD5869,
RH6071, CRV5293

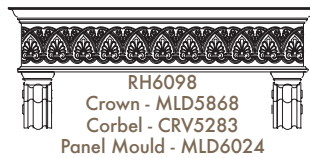
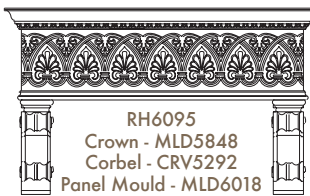
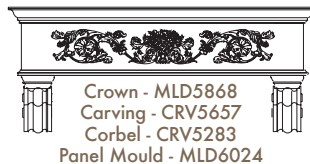
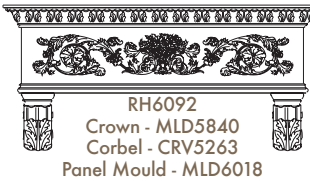
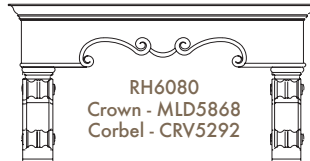
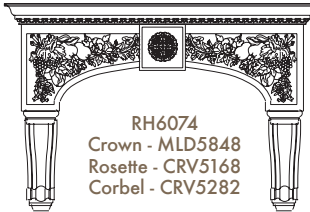
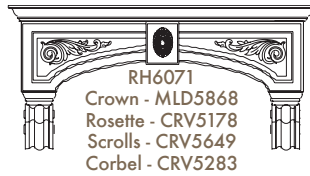
MANTELS AND RANGEHOODS

MAPLE AND CHERRY IN-STOCK

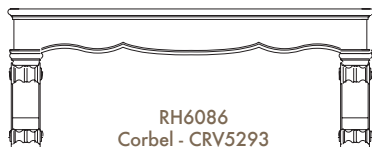
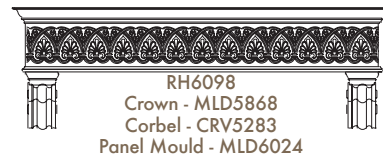
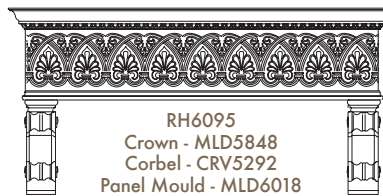
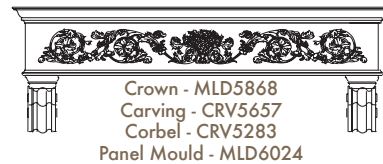
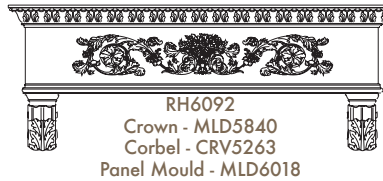
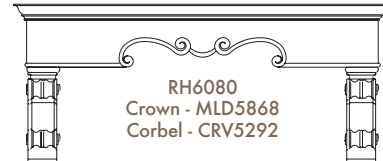
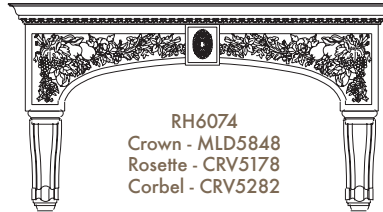
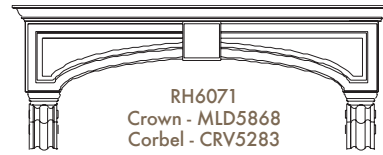
42" Rangehood
Fits 30" w Range








48" Rangehood
Fits 36" w Range



60" Rangehood
Fits 48" w Range



20" deep





STYLE MADE EASY

At White River, we recognize choosing mouldings for your interior or creating large combinations of mouldings for a greater statement, can be difficult and confusing. We try to make this easier by showcasing individual profiles in the front product sections.

In the Style Made Easy section, we offer them in large combination details (LCDs), but we also group them by page titles: Contemporary, Classical, Traditional, French, and more. This makes it much easier! And remember, you can have an LCD and change out the crown, the frieze, or the panel moulds. You can increase the size by using larger friezes or crowns, and dimensional stock.

We know you will love this section and continue to refer to it often.

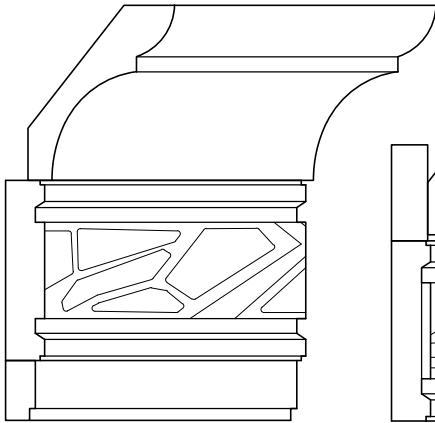
PHOTO | This petite mantel shelf is perfect for the tailored collection. Panels above and below create pilasters which add interest.

COLLECTIONS FEATURED | MON REALE MOULDINGS, TRADITIONAL MOULDINGS

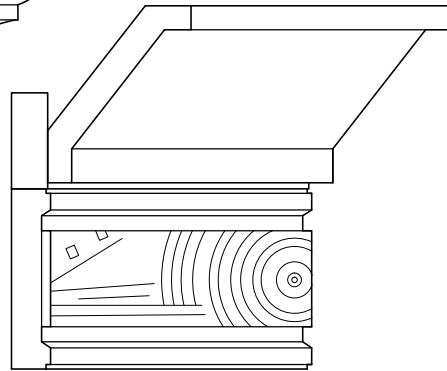
PRODUCTS SPECIFIED | MANTEL SHELF - CM8812, CO702, PANEL MOULD - PM505

CONTEMPORARY • STYLE MADE EASY

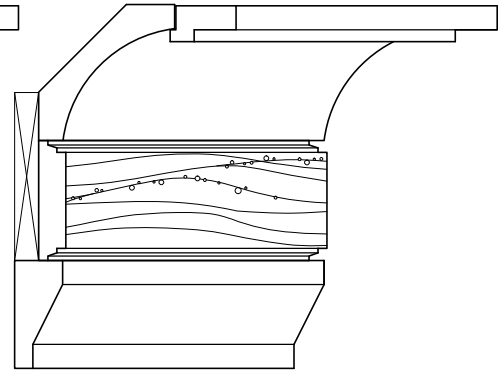
POPLAR IN-STOCK • TRADITIONAL AND MON REALE® MOULDINGS



LCD8500 8 5/8" h x 3 1/2" d
CO683, CTY1230, PS290

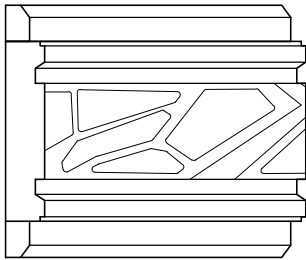


LCD8501 7 5/8" h x 3 3/4" d
CO680, DS1x2, CTY1250

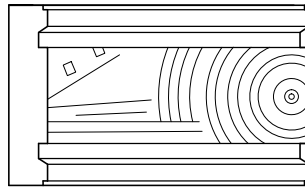


LCD8502 7 5/8" h x 3 3/8" d
PM615, CO674, CTY1246, PED284

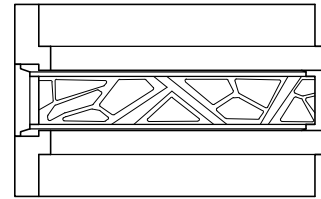
These combinations can be used as crowns, shelves, beams, and mantels.



LCD6300 5 1/4" h x 13/16" d
PM618, CTY1230, PM618




CTY1250
13/16" x 3 3/4"

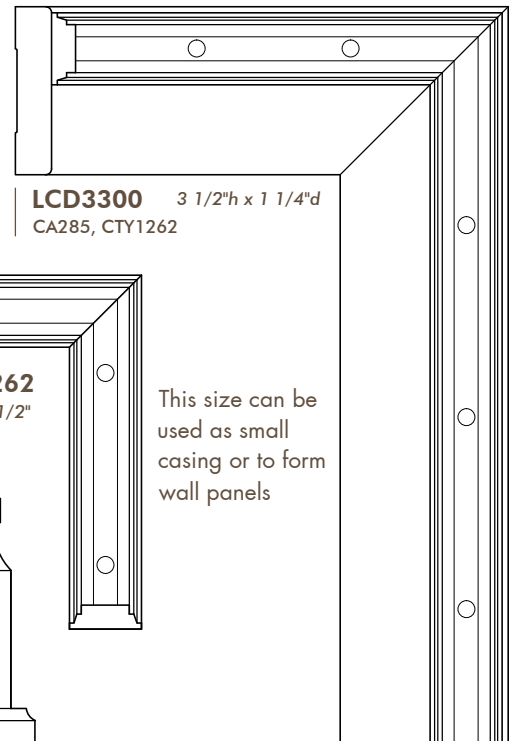


LCD6301 4" h x 3/4" d
PM615, CTY1238, PM615

These combinations can be used as casings, chairrails, valances, and horizontal banding.

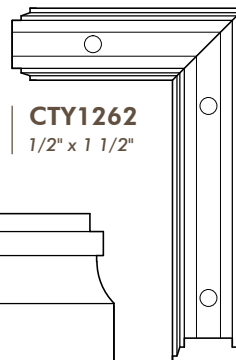


CTY1230
13/16" x 3 3/4"



LCD3300 3 1/2" h x 1 1/4" d
CA285, CTY1262

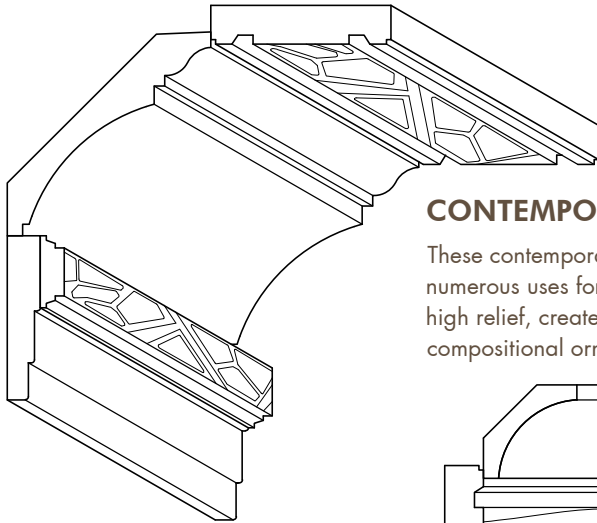
LCD4300
B477, PM619
1 1/4" x 5 1/2"



CTY1262
1/2" x 1 1/2"

This size can be used as small casing or to form wall panels

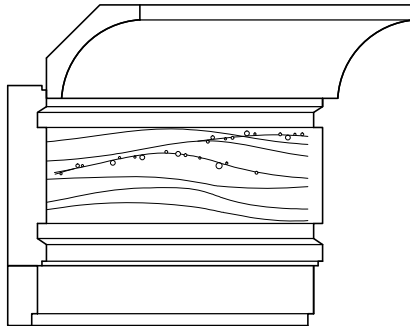
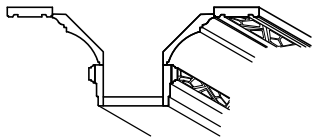
NOTE: Blocking in LCDs not included in pricing



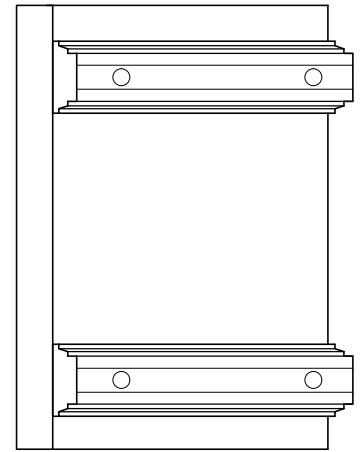
CONTEMPORARY MILLWORK

These contemporary millwork applications showcase numerous uses for interiors. These profiles feature high relief, created by the application of compositional ornament to a solid hardwood profile.

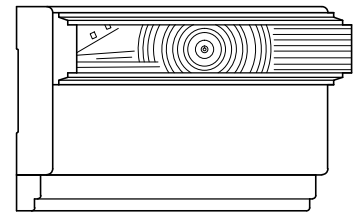
LCD8503 8 1/4" h x 8" d
CTY1230, CO671, CTY1238,
B475 (jobsite modified)



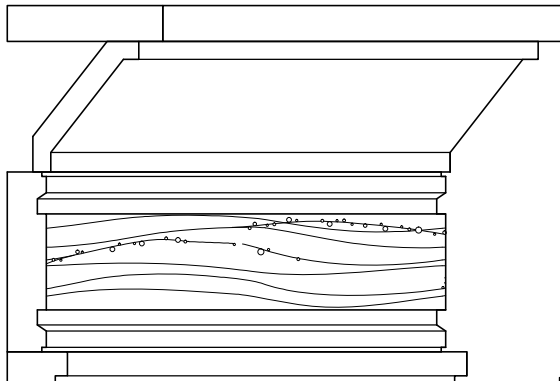
LCD8504 6 5/8" h x 2 3/4" d
CO675, CTY1242, PS290



MANTEL DETAIL
CTY1262, DS1x10, CTY1262

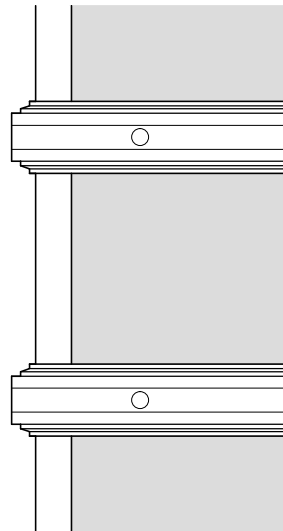


LCD6302 4 1/4" h x 1 1/4" d
CA285, CTY1258, PM617

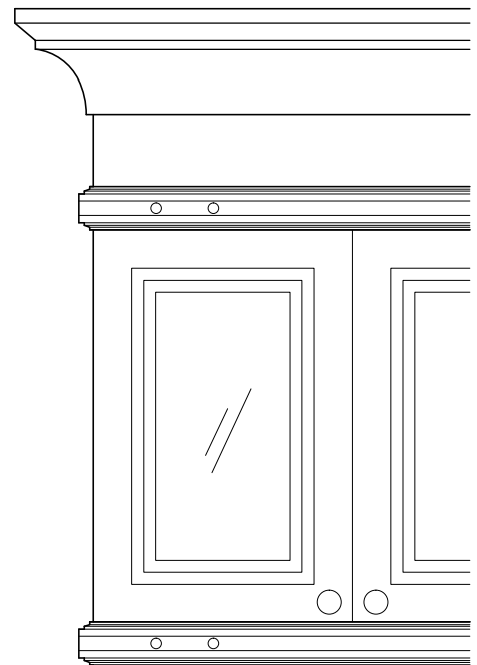


PEDIMENT
DS1x4, CO6081,
CTY1242, PS290

These combinations can be used as crowns, shelves, valances, horizontal banding, beams and mantels.



SHELF EDGING
CTY1262



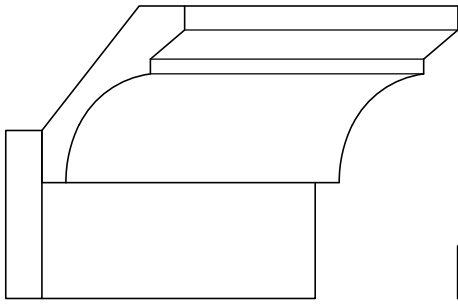
CABINETRY DETAILS
CO687, DS1x4, CTY1262, CTY1262

CA280
13 1/16" x 3 1/4"

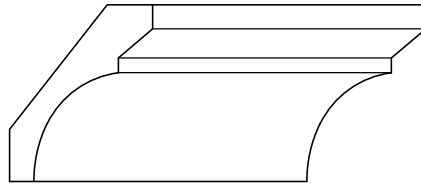
These combinations can be used on furniture and cabinetry.

CONTEMPORARY • STYLE MADE EASY

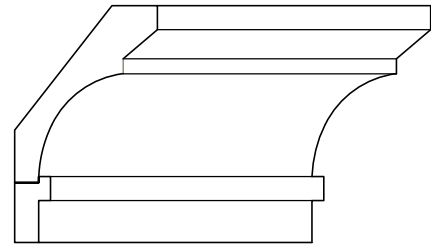
POPLAR IN-STOCK • TRADITIONAL MOULDINGS



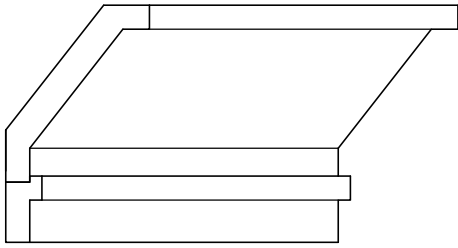
LCD8505 6 1/8"d x 3 3/4"h
CO686, DS1x4



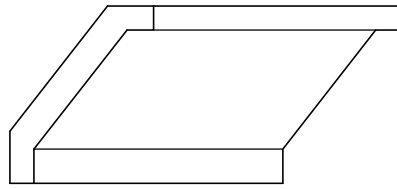
CO686 3 5/8"h x 3"d
1 1/16" x 4 3/4"



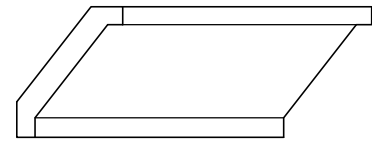
LCD8506 4 7/8"h x 3"d
CO686, PM615




LCD8507 5"h x 3"d
CO680, PM615



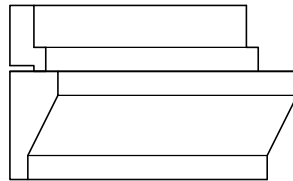
CO680 3 3/4"h x 3"d
1 1/16" x 4 3/4"




CO681 2 3/4"h x 2 1/4"d
3/4" x 3 1/2"




LCD6304
PS289, PED284
1 3/8" x 3 1/8"



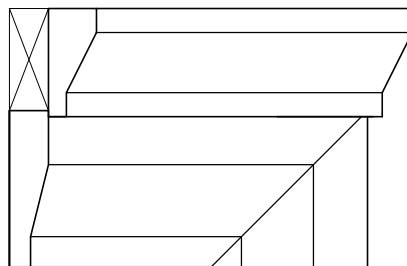
LCD6305
PM615, PED284
1" x 3 5/8"



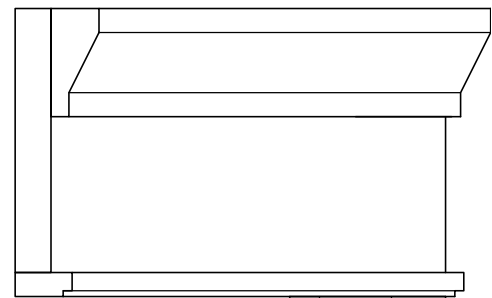
CA281
13/16" x 3 1/4"



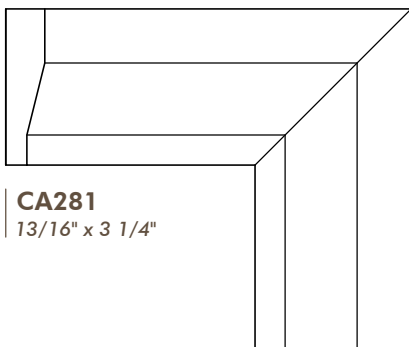
LCD6307
PM615, PM618
3/4" x 2"



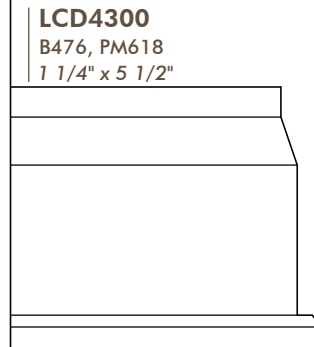
PEDIMENT
PED284, CA281



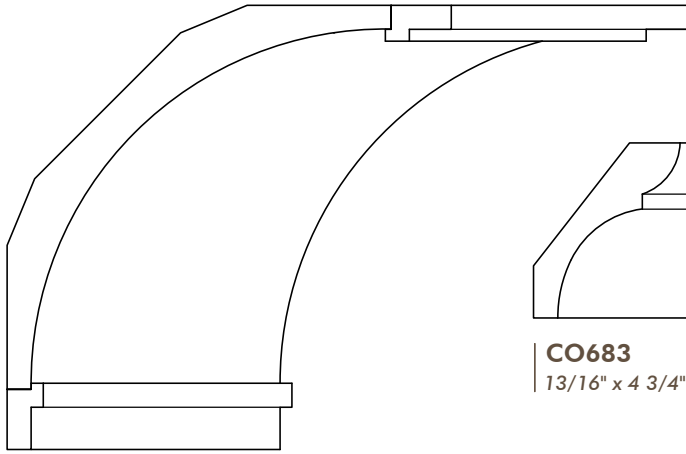
PEDIMENT
PED284, DS1x6, PS290



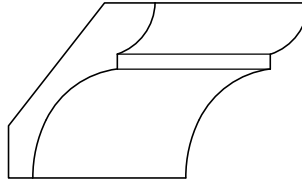
CA281
13/16" x 3 1/4"



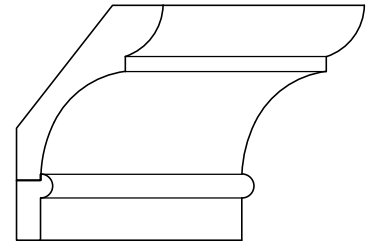
LCD4300
B476, PM618
1 1/4" x 5 1/2"



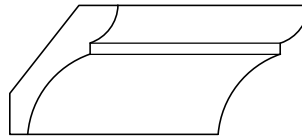
LCD8508 9 1/4"h x 9 1/4"d
PM615, CO704, PM615



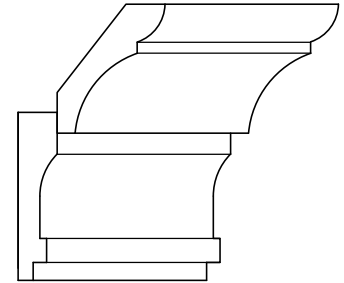
CO683 3 5/8"h x 3"d
13/16" x 4 3/4"



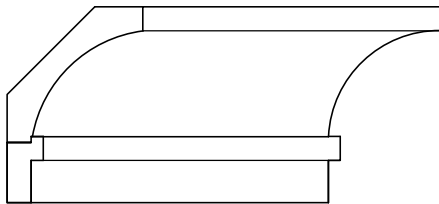
LCD8510 4 7/8"h x 3"d
CO683, PM616




CO684 2 5/8"h x 2 1/4"d
13/16" x 3 1/2"




LCD8511 5 3/4"h x 3"d
CO684, CA282




LCD8509 4 1/8"h x 2 7/8"d
CO674, PM615



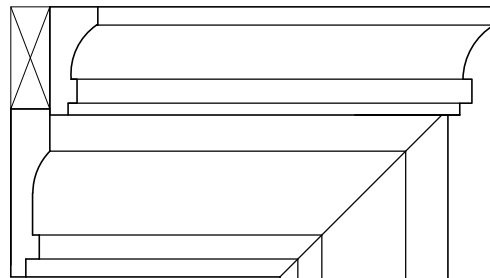
LCD6309
PM616, PM616, PM619
3/4" x 3 1/4"



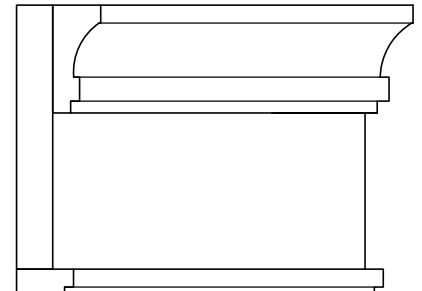
LCD6310
PM616, PM619
3/4" x 2"




CA282
13/16" x 3 1/2"




PEDIMENT
PED285, CA282



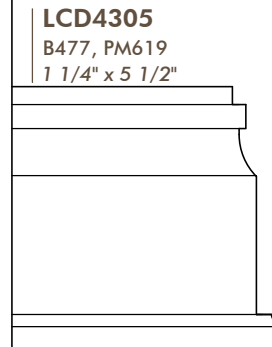
PEDIMENT
PED285, DS1x8,
PS290



LCD6311
PS289, PED285
1 3/8" x 3 1/8"



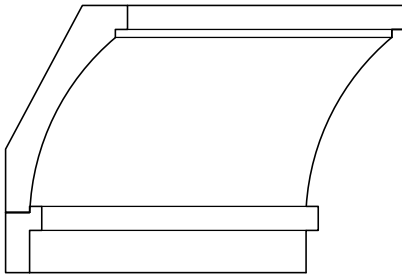
CA282
13/16" x 3 1/2"



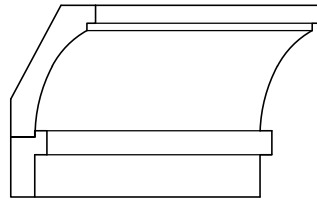
LCD4305
B477, PM619
1 1/4" x 5 1/2"

CONTEMPORARY • STYLE MADE EASY

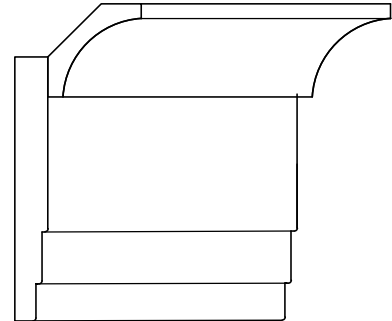
POPLAR IN-STOCK • TRADITIONAL MOULDINGS



LCD8512 5 5/8"h x 2 1/2"d
CO693, PM615



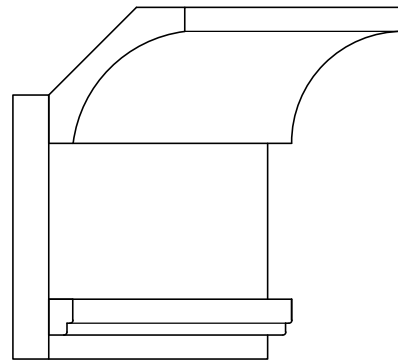
LCD8513 4"h x 1 3/4"d
CO694, PM615



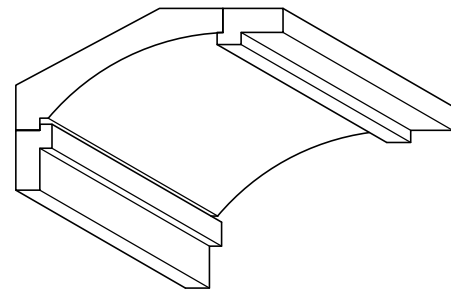
LCD8514 6 5/8"h x 2 5/8"d
CO675, B475




PED283
1" x 2 1/4"




LCD8515 7 3/8"h x 3 5/8"d
CO674, DS1x6, PM617



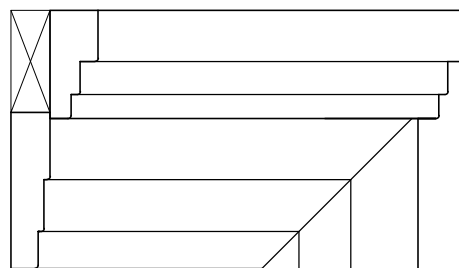
LCD8516 3 3/4"h x 5 5/8"d
PM615, CO693, PM615



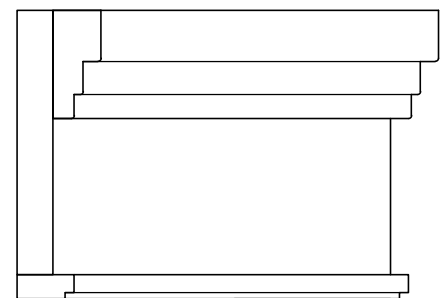
CA280
13/16" x 3 1/4"



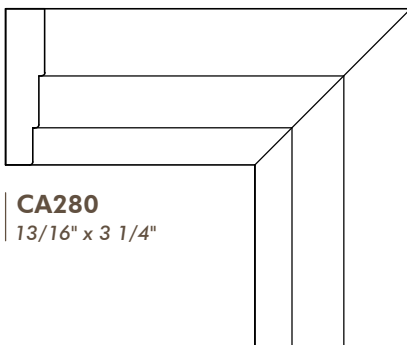
LCD6313
PM615, PM615, PM617
3/4" x 3 1/4"



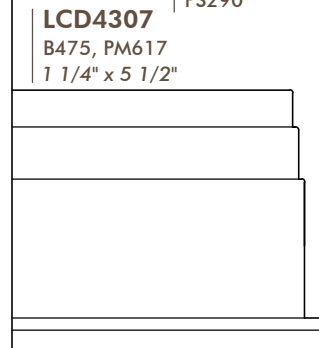
PEDIMENT
PED283, CA280



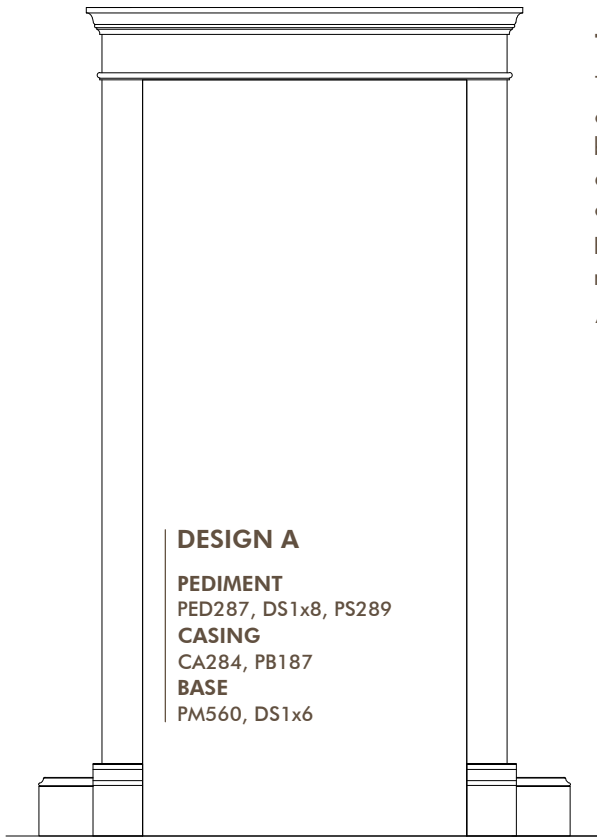
PEDIMENT
PED283, DS1x6,
PS290



CA280
13/16" x 3 1/4"



LCD4307
B475, PM617
1 1/4" x 5 1/2"



DESIGN A

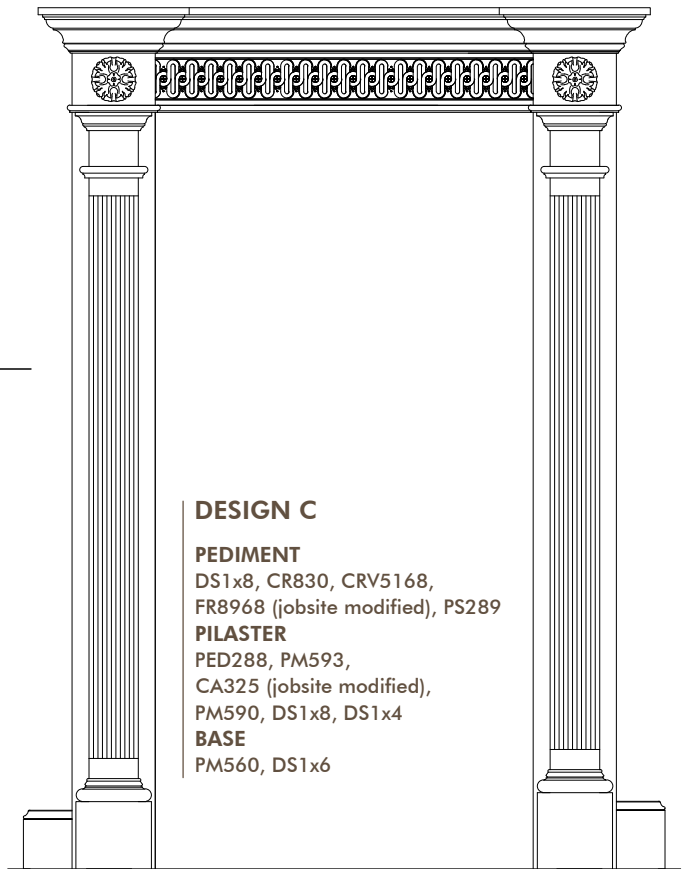
PEDIMENT
PED287, DS1x8, PS289
CASING
CA284, PB187
BASE
PM560, DS1x6

THE COASTAL AND COTTAGE DESIGNS

The simple detail of vertical pilasters and horizontal pediments offer a clean traditional look. Mirroring the entablature created by a frieze and crown at the ceiling, doors often long to be elaborated with a pediment or header. This architectural look can be used throughout a home.

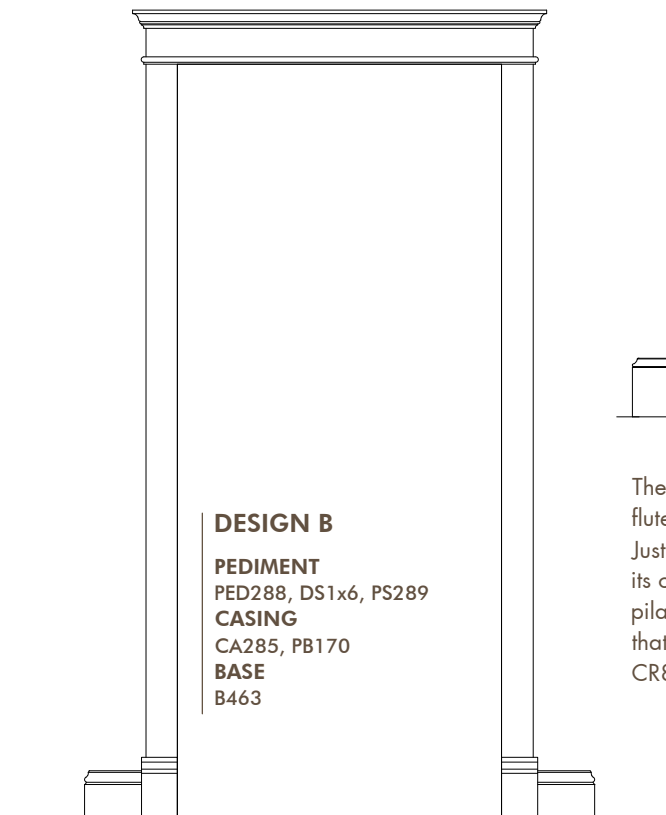
For entry doors, larger cased openings, or more elaborate rooms, we also offer more ornamented options, as seen below.

All products shown are in-stock.



DESIGN C

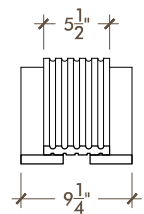
PEDIMENT
DS1x8, CR830, CRV5168,
FR8968 (jobsite modified), PS289
PILASTER
PED288, PM593,
CA325 (jobsite modified),
PM590, DS1x8, DS1x4
BASE
PM560, DS1x6



DESIGN B

PEDIMENT
PED288, DS1x6, PS289
CASING
CA285, PB170
BASE
B463

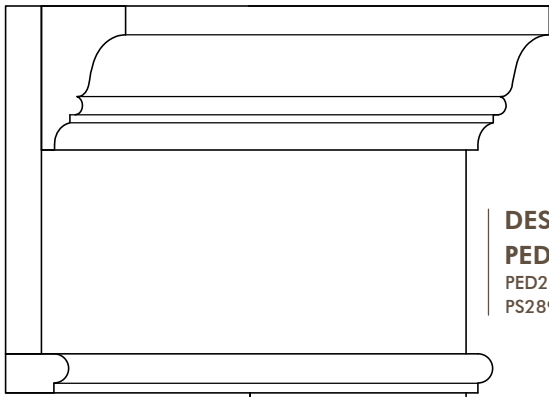
The embellished opening above features fluted pilasters with capitals and bases. Just as a freestanding column supports its corresponding entablature, the pilasters support an ornate pediment that features a fluted motif, rosettes, and CR830, a 5 1/2" crown.



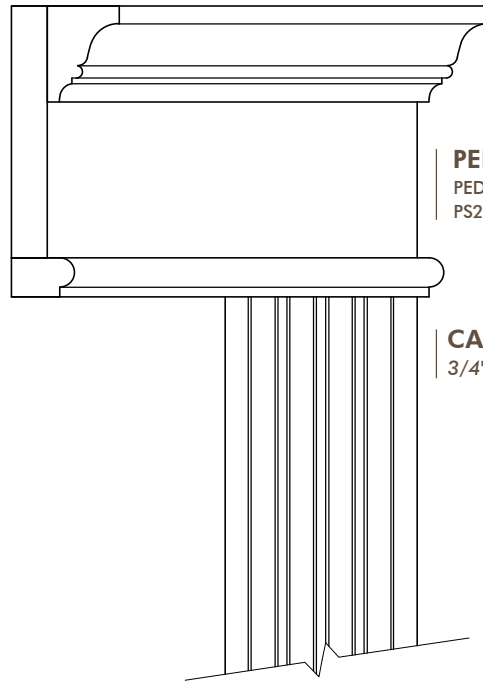
PILASTER DETAIL

COASTAL AND COTTAGE • STYLE MADE EASY

POPLAR IN-STOCK • TRADITIONAL AND MON REALE® MOULDINGS

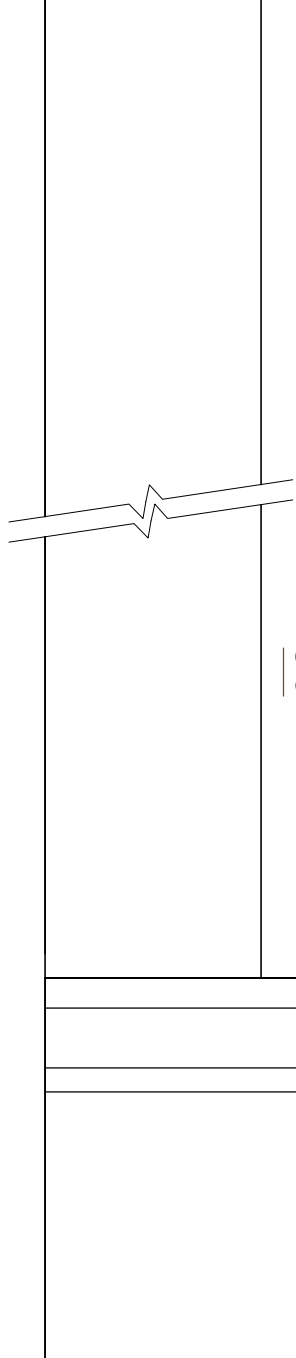


**DESIGN A
PEDIMENT**
PED287, DS1x8,
PS289



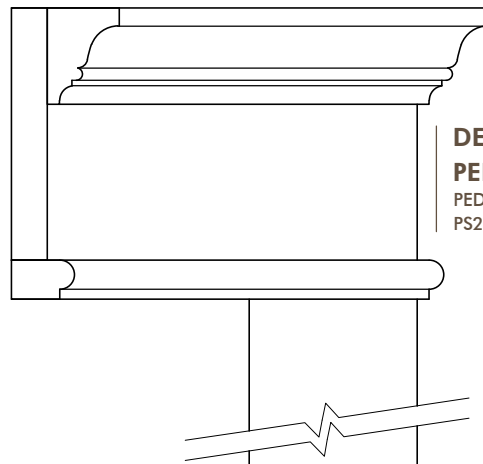
PEDIMENT
PED288, DS1x6,
PS289

CA327
3/4" x 4"



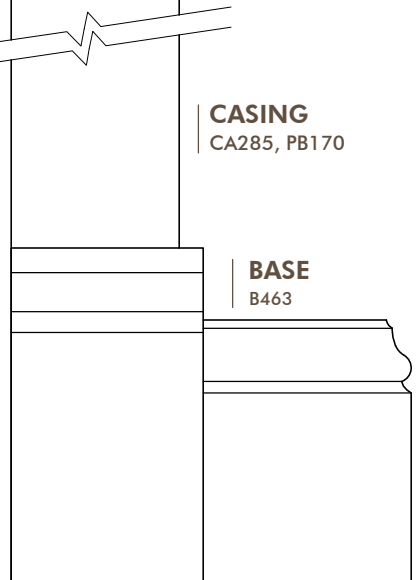
CASING
CA284, PB187

LCD4077
PM560, CDS1x6, BS126
1 1/4" x 7 1/8"



**DESIGN B
PEDIMENT**
PED288, DS1x6,
PS289

CASING
CA285, PB170



BASE
B463

DESIGN VARIATION


Our in-stock friezes, crowns, and woodcarvings allow for the creation of grander ornamental detail.

PEDIMENT

PED288, DS1x2, FR8966
(jobsite modified),
CRV5178, PS289
H: 8 5/8"

CASING

CA284, CRV5637
W: 4 1/2"



DESIGN C


PEDIMENT

DS1x8, CR830, CRV5168,
FR8968 (jobsite modified),
PS289

H: 11 5/8"

PILASTER

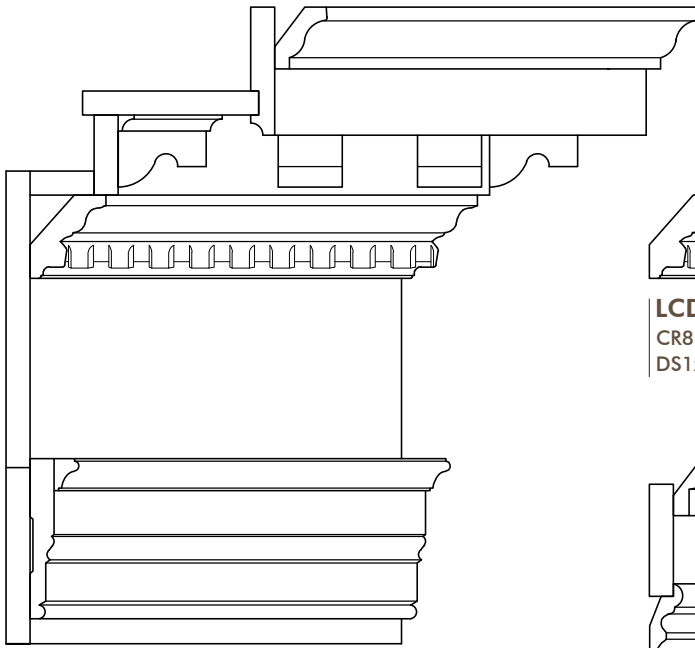
PED288, PM 593,
CA325 (jobsite modified),
PM590, DS1x8, DS1x4
W: 9 1/4"



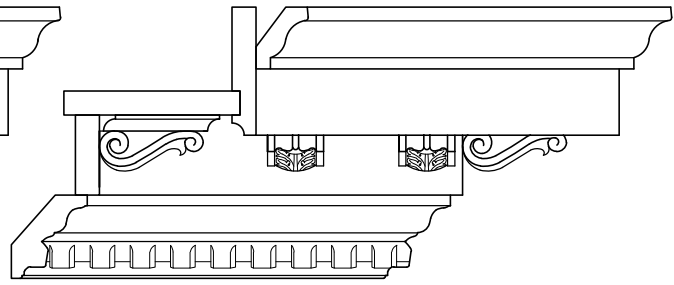
Casing blocked out to be flush with pediment above

CLASSICAL • STYLE MADE EASY

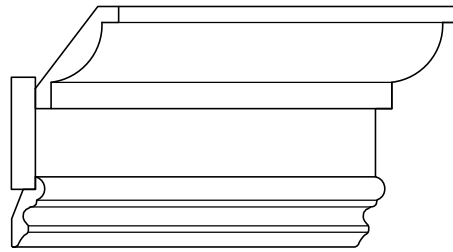
POPLAR IN-STOCK • TRADITIONAL MOULDINGS



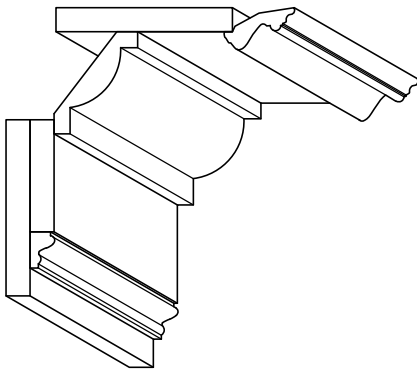
LCD8520 19 7/8" h x 10" d
 CR882, CDS1x4, DS1x6, MB192, CO723,
 DS1x4 (jobsite modified), DS1x2, CM8852,
 DS1x10, PM560, B460, DS1x6



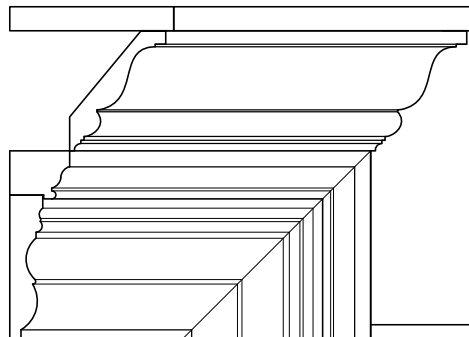
LCD8521 8 1/2" h x 9 1/4" d
 CR882, CDS1x4, DS1x6, CRV6059, CO723,
 DS1x4 (jobsite modified), CM8852



LCD8073 7 1/2" h x 3 3/8" d
 CR881, DS1x4, PM500

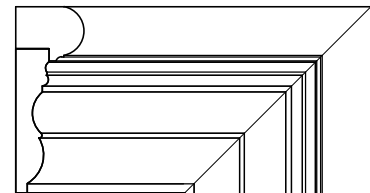


LCD8094 9" h x 9" d
 PM577, DS1x6, CR881,
 DS1x4, PM530, DS1x6

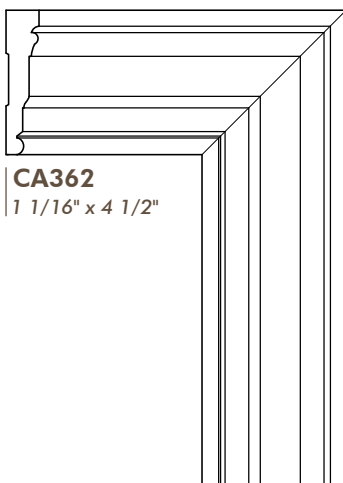


PEDIMENT
 DS1x6, CR810
 4 1/2" h x 5 1/8" d

LCD3306
 BB160, CA389
 1 7/8" x 5 7/8"

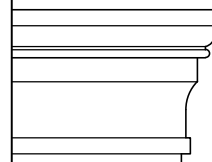


LCD3055
 BB158, CA389
 2 1/8" x 5 7/8"

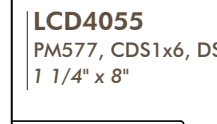


CA362
 1 1/16" x 4 1/2"

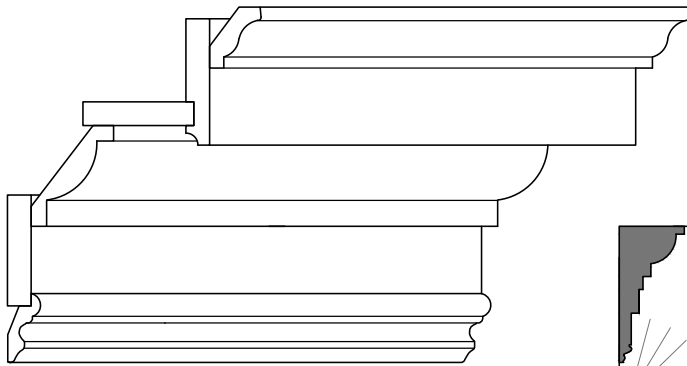
LCD4041
 PM500, CDS1x6, DS100
 1 1/4" x 7 3/4"



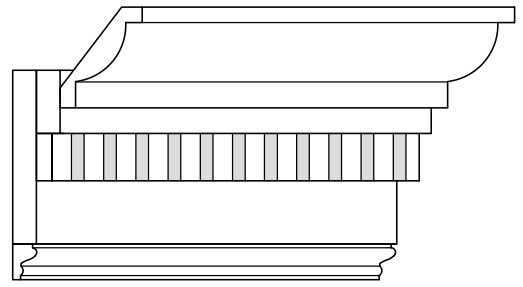
LCD6314
 BB162, CA282
 1 5/8" x 4 7/8"



LCD4055
 PM577, CDS1x6, DS100
 1 1/4" x 8"




LCD8072 11 1/4" h x 8" d
CR882, CDS1x4, DS1x4, CR881, DS1x4, PM500



LCD8522 8 5/8" h x 4 1/8" d
CR881, DS1x2, DE170, DS1x6, PM530





CO716 light cove can be added to illuminate the crown above



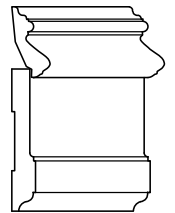
LCD6149 5 1/8" h x 3" d
DS1x4 (jobsite bullnosed), PM569, DS1x4, CR882

PEDIMENT 10 3/4" h x 6 3/8" d
DS1x8, CO678, DS1x6, PM593

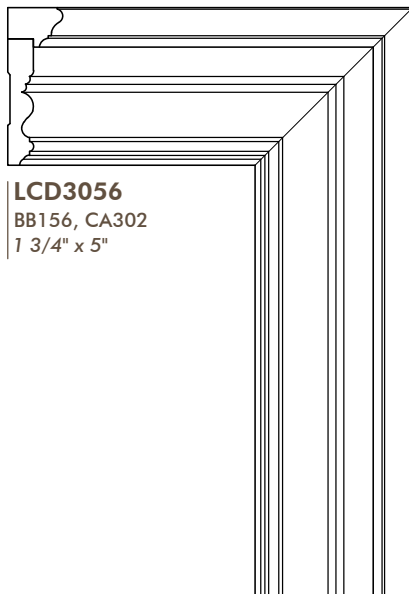


LCD6143
CH689, CA342
1 3/4" x 5 5/8"

LCD3310
CH689, PM614, B464
1 3/4" x 8 1/8"



LCD6315
PM577, CO695
1 1/4" x 6 1/2"



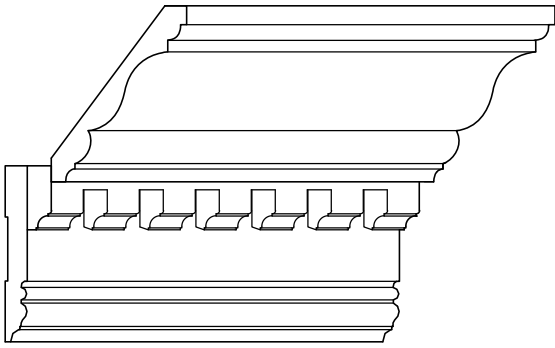
LCD3056
BB156, CA302
1 3/4" x 5"

LCD4332
PM622, DS1x6, PM529
1 1/2" x 9 1/4"

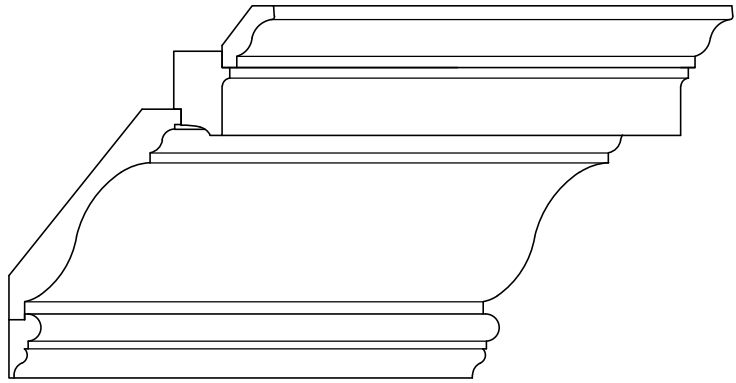
LCD4330
PM620, DS1x8, PM529
1 1/2" x 12"

CLASSICAL • STYLE MADE EASY


POPLAR IN-STOCK • TRADITIONAL MOULDINGS




LCD8097 10 1/2" h x 5 5/8" d
CR800, DE171, B469



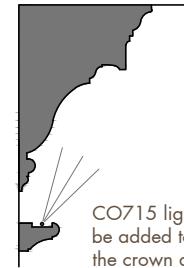
LCD8251 11 5/8" h x 8 1/4" d
CR882, CO703, CR802, PM598




LCD6042
CH693, PM590
2 1/8" x 5"



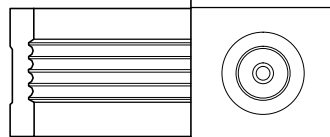
LCD6075
CH693, CH640
1 3/4" x 5"



CO715 light cove can be added to illuminate the crown above




CA365
1 1/16" x 4 1/2"

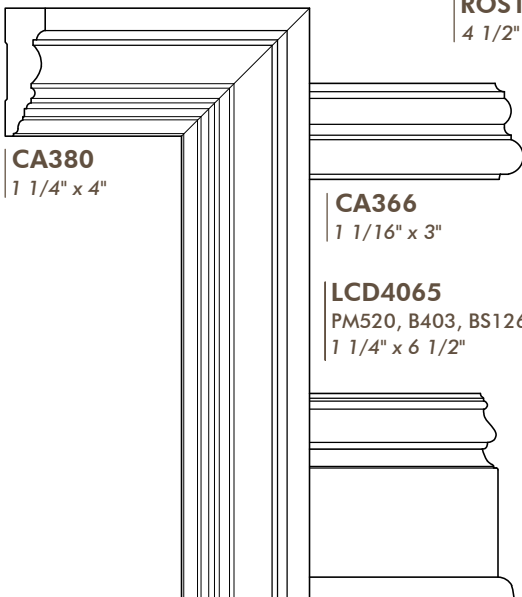


CA322
3/4" x 4"

ROS167
4 1/2" x 6 1/2"



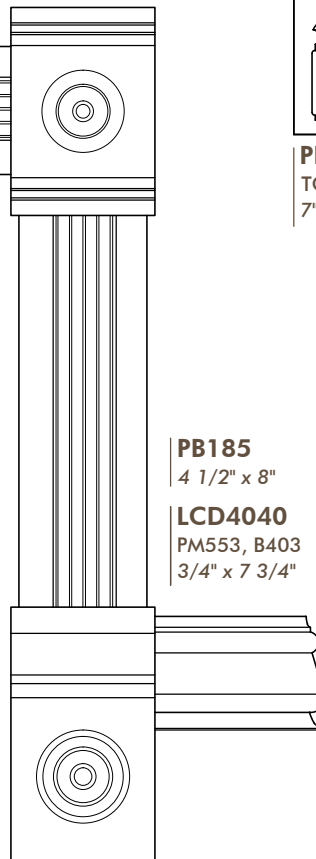
PEDIMENT
TC150, DH190
7" x 2 1/4"



CA380
1 1/4" x 4"

CA366
1 1/16" x 3"

LCD4065
PM520, B403, BS126
1 1/4" x 6 1/2"

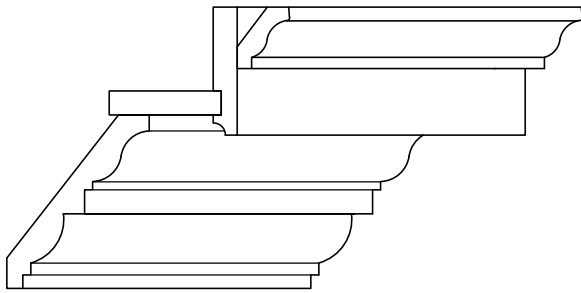


PB185
4 1/2" x 8"

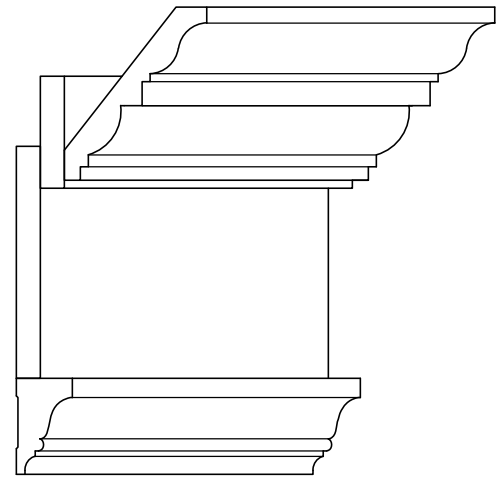
LCD4040
PM553, B403
3/4" x 7 3/4"

CA327
3/4" x 4"

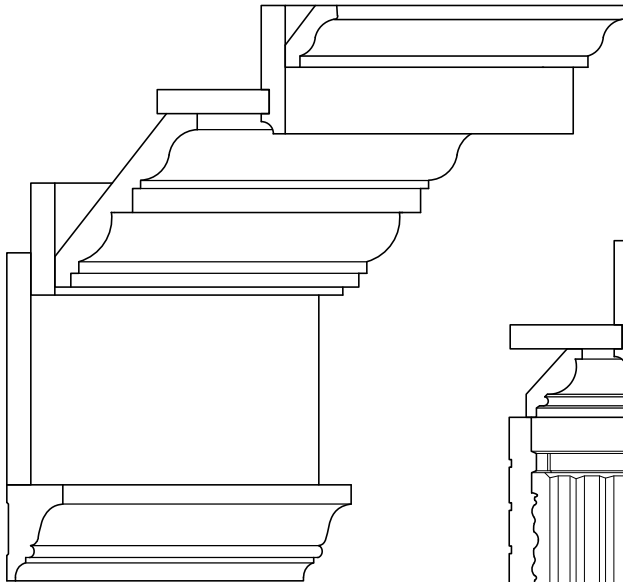
PB183
4 1/2" x 8"



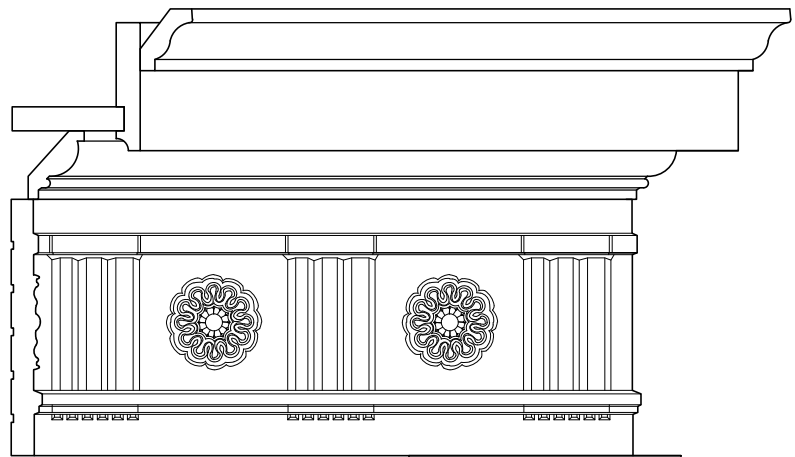
LCD8523 8 3/4" h x 8 3/4" d
CR882, CDS1x4, DS1x4, CO678



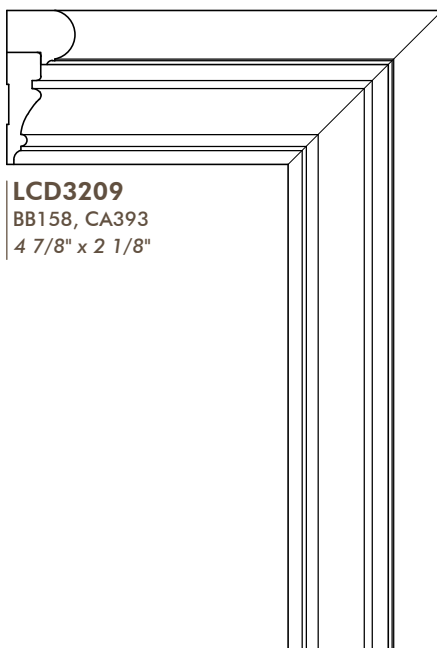
LCD8525 14 5/8" h x 6" d
CO678, DS1x4, DS1x8, PED287



LCD8524 18" h x 10 1/4" d
CR882, CDS1x4, DS1x4, CO678,
DS1x4, DS1x8, PED287

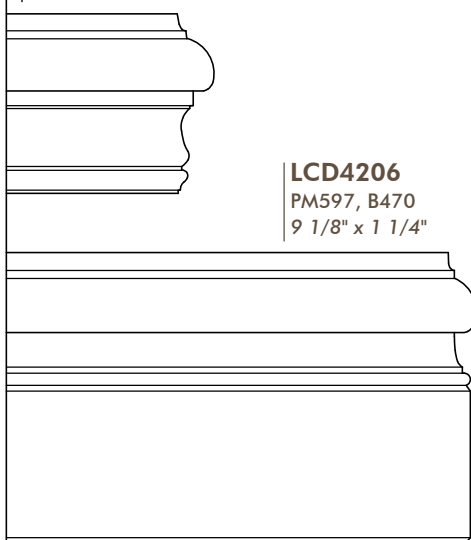


PEDIMENT
CR882, CDS1x4, DS1x4,
CR850, FR8970
14" h x 5 5/8" d



LCD3209
BB158, CA393
4 7/8" x 2 1/8"

LCD6212
PM597, CA342
5 5/8" x 1 1/2"



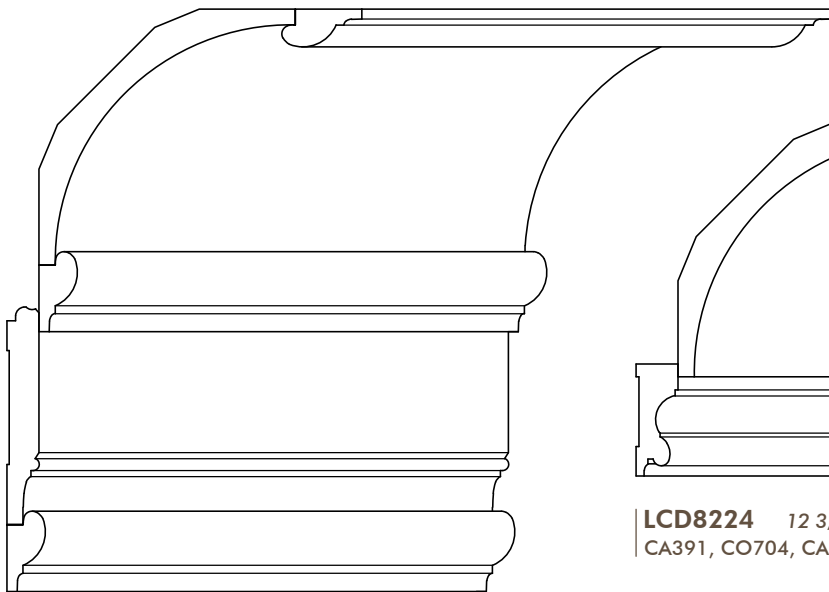
LCD4206
PM597, B470
9 1/8" x 1 1/4"



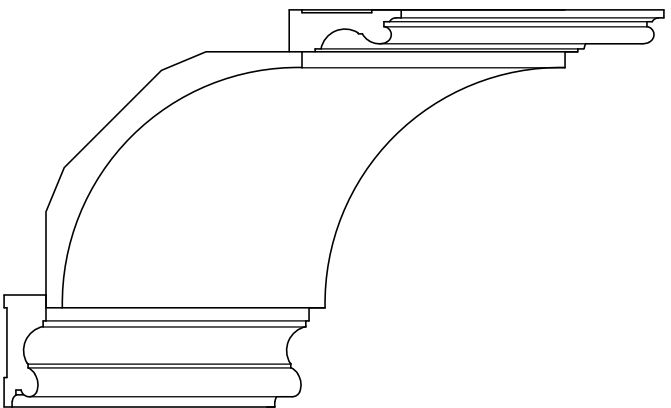
PILASTER
PED288, PM593,
CA325 (jobsite
modified)

TRADITIONAL • STYLE MADE EASY

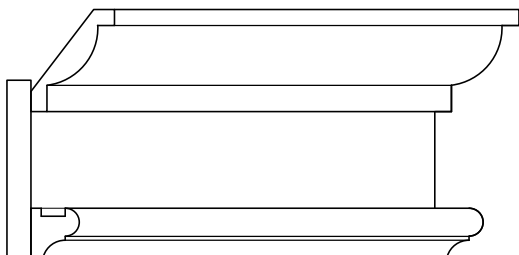
POPLAR IN-STOCK • TRADITIONAL MOULDINGS



LCD8224 12 3/8" h x 12 3/8" d
CA391, CO704, CA391

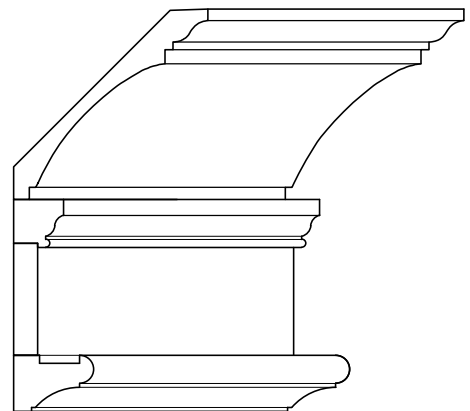


LCD8215 18 1/4" h x 11 1/8" d
PM597, CO704, PM597, B470, PM597

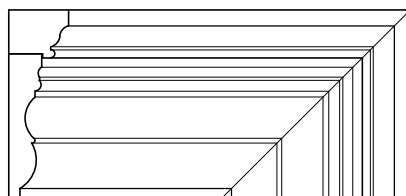


LCD8526 7 3/4" h x 3 3/8" d
CR881, DS1x6, CO716

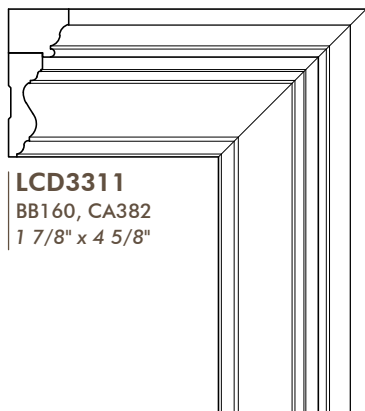
See Page #148 for additional usage of CO715 & CO716 at the bottoms of beams



LCD8527 12 5/8" h x 6 1/8" d
CO670, BB160, DS1x4, CO715




LCD3306
BB160, CA389
1 7/8" x 5 7/8"




LCD3311
BB160, CA382
1 7/8" x 4 5/8"



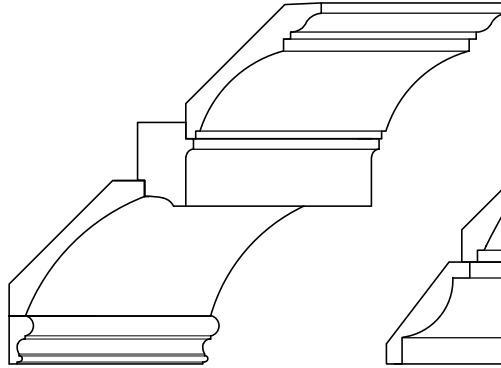
LCD3313
BB162, CA342
1 5/8" x 4 7/8"



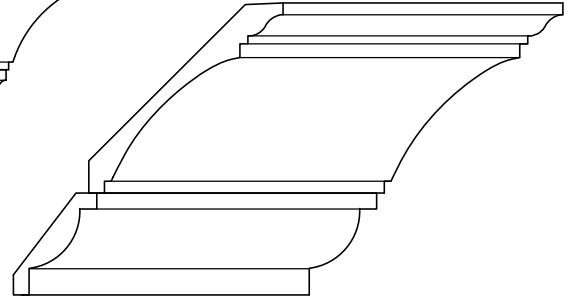
LCD4309
PM604, DS1x6
3/4" x 7"



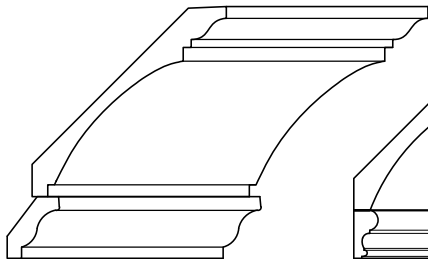
LCD8528 14 3/4" h x 6 1/8" d
CO670, BB160, DS1x6, PM577



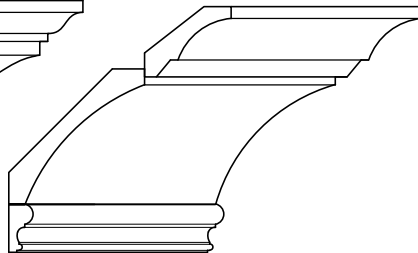
LCD8529 9 3/4" h x 11 1/4" d
CO671, CO703, CO673, PM604



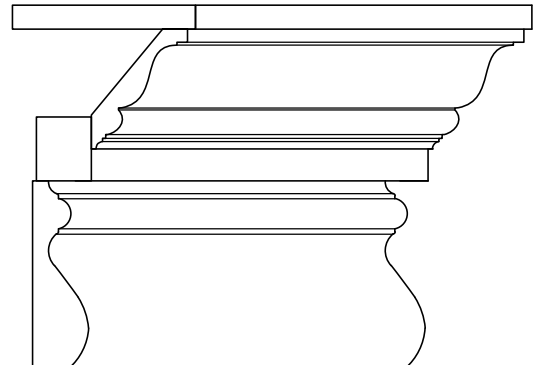
LCD8530 9 1/8" h x 8 3/8" d
CO670, CR881



LCD8531 7 7/8" h x 6 7/8" d
CO670, CR882



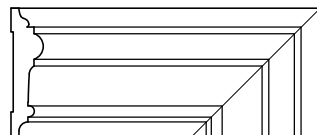
LCD8532 7 5/8" h x 7" d
CO687, CO973, PM604




PEDIMENT 11 3/8" h x 5 3/4" d
DS1x6, CR810,
Custom S4S 1 3/4" x 2", MM195

CA365, CH600, CH601

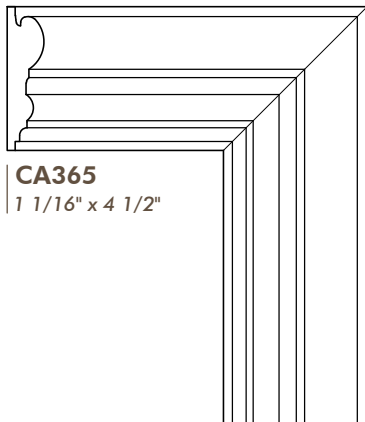
If used as a case, plynth blocks would be needed



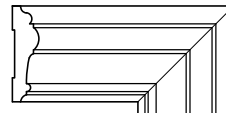
CH600
1" x 4"




LCD3315
BB157, CA380
2 3/8" x 5 1/2"



CA365
1 1/16" x 4 1/2"



CH601
13/16" x 3"

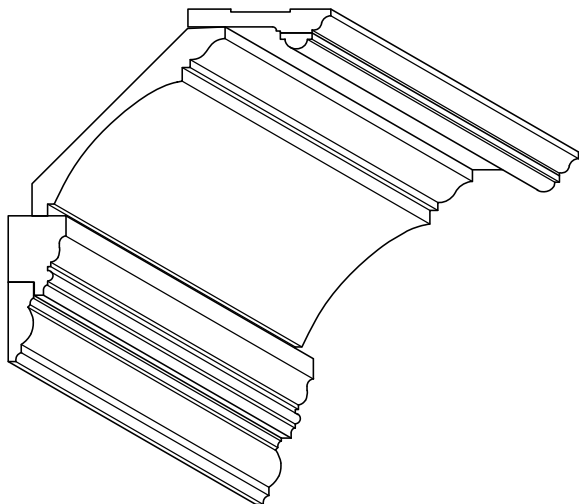


B475
11/16" x 5 1/2"

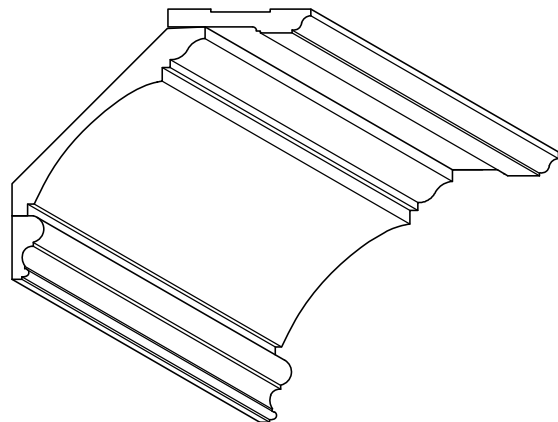
PB183
4 1/2" x 8"

TRADITIONAL • STYLE MADE EASY

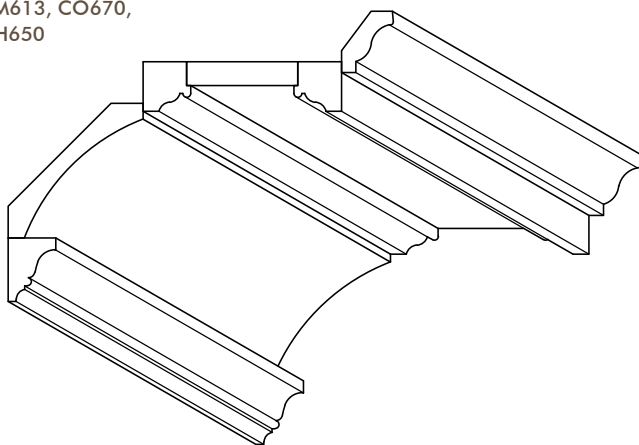
POPLAR IN-STOCK • TRADITIONAL MOULDINGS



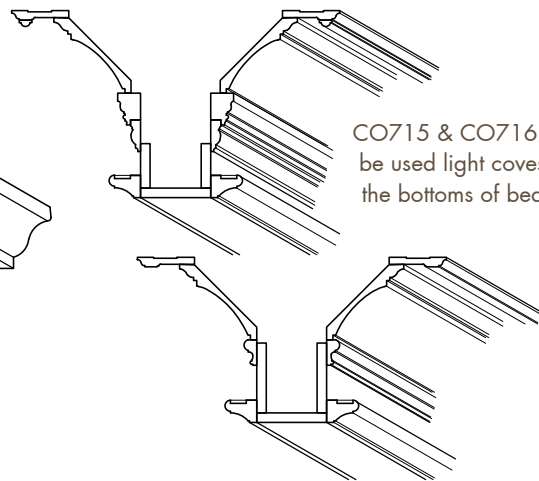
LCD8533 11 1/8" h x 10 1/8" d
CO695, PM613, CO670,
CH689, CH650



LCD8535 8 1/2" h x 9 3/8" d
CO695, CO670, PM603




LCD8534 9 1/8" h x 12 1/8" d
CR882, BB162, DS1x4, BB162,
CO673, PED288




CO715 & CO716 can
be used light covers at
the bottoms of beams



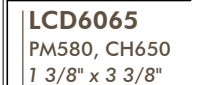
LCD3318
BB159, CA342
1 1/2" x 5 1/4"



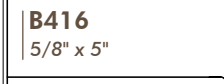
LCD3212
BB157, CA392
2 3/8" x 6 3/8"




LCD6317
BB160, TC140
1 7/8" x 3 1/2"



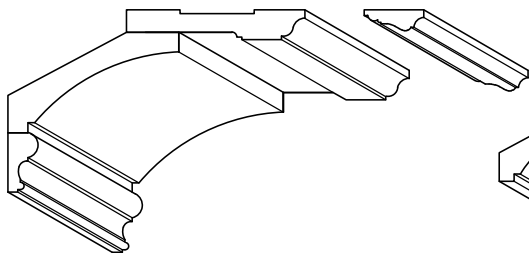
LCD6065
PM580, CH650
1 3/8" x 3 3/8"



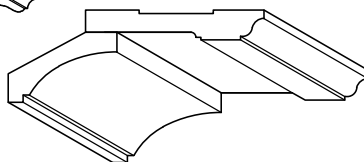
B416
5/8" x 5"



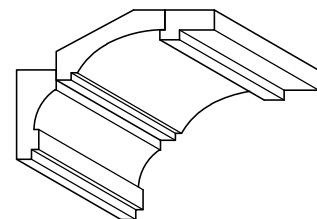
PED287
1 3/4" x 3"



LCD8538 5 3/4" h x 13 1/8" d
PM609, CO695, CO693, PM604

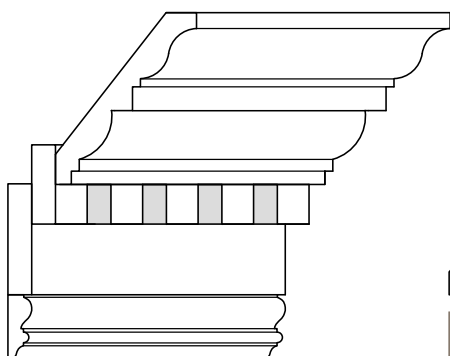


LCD8539 2 7/8" h x 8 1/8" d
CO695, CO694

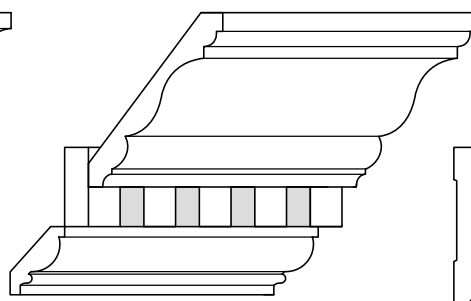


LCD8540 4 3/4" h x 6 1/4" d
PM615, CO694, PED285

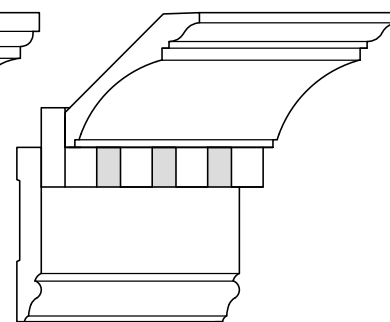
CO693 & CO694 design for applications where space is limited in height at the wall. See page 159 for similar ornamented LCDs.



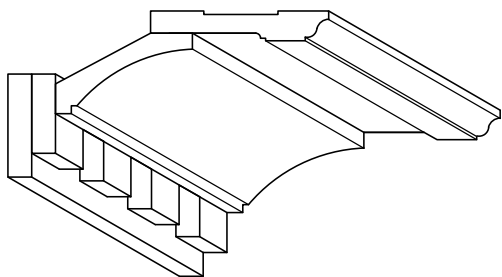
LCD8541 10 7/8" h x 6" d
CO678, DE180, DS1x4, PM570



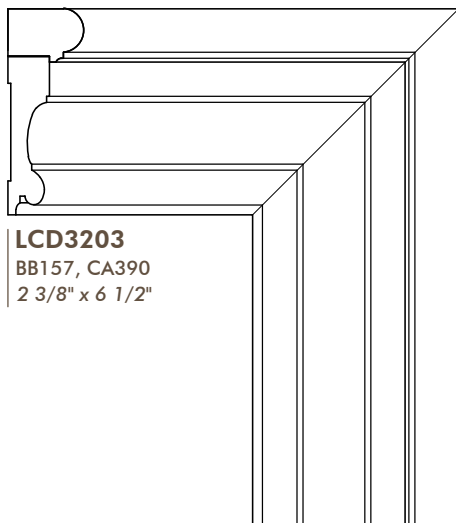
LCD8542 8 7/8" h x 6 3/4" d
CR800, DE180, CR850




LCD8543 9 3/4" h x 5 3/4" d
CO671, DE180, B463




LCD8544 5 1/4" h x 10 1/8" d
CO695, CO693, DE180, DS1x4



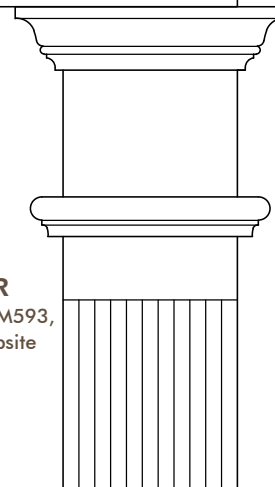
LCD3203
BB157, CA390
2 3/8" x 6 1/2"



CH600
1" x 4"



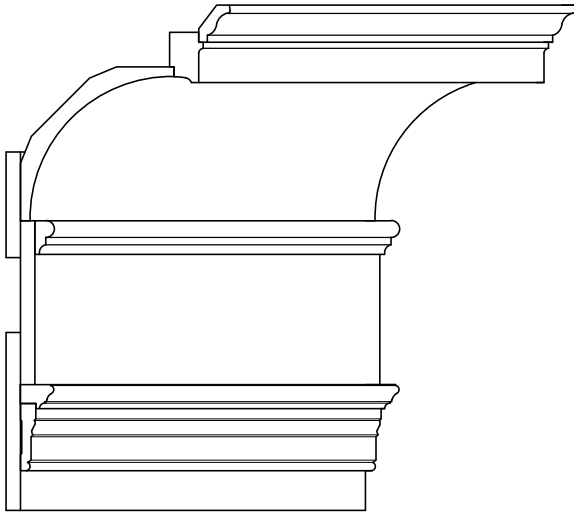
PEDIMENT
DS1x8, CR882, CDS1x4,
DS1x4, CR850, DS1x8, PM521
6 3/4" h x 6" d




PILASTER
PED288, PM593,
CA325 (jobsite modified)

CLASSICAL • STYLE MADE EASY


POPLAR IN-STOCK • TRADITIONAL MOULDINGS



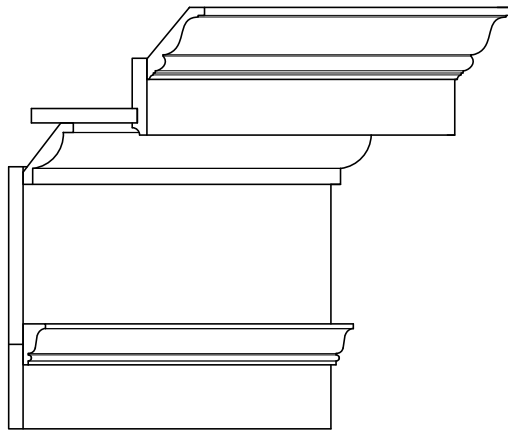
LCD8369 26 1/4" h x 11 5/8" d
 CR882, CO703, CO704, DS1x6, PM521,
 DS1x10, BB156, CA360, DS1x10
 Proportioned for 12' ceiling height




LCD8360 26 1/4" h x 11 3/8" h
 CR800, CDS1x4, DS1x6, CR881, DS1x12,
 CH689, DS1x6
 Proportioned for 12' ceiling height



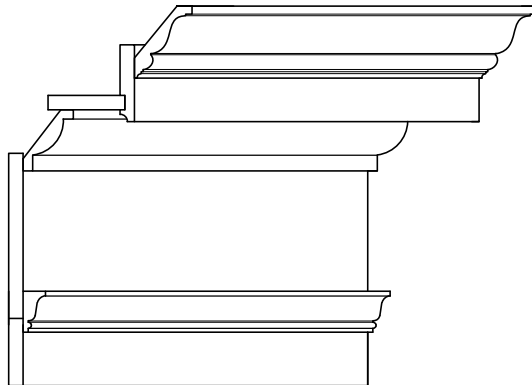
LCD8387 21" h x 8 7/8" d
 CR882, CO703, CO702, DS1x4, PM521,
 DS1x8, BB156, CA368, DS1x8
 Proportioned for 10' ceiling height



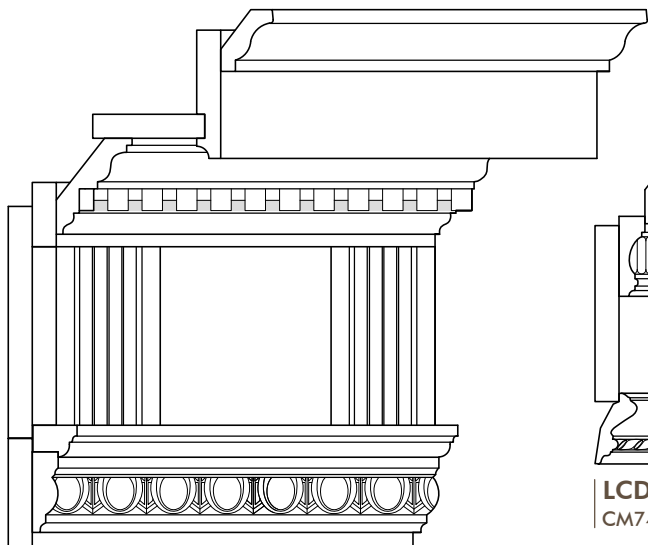
LCD8378 22" h x 10 1/8" d
 CR810, CDS1x4, DS1x6, CR881, DS1x10,
 PM526, DS1x6
 Proportioned for 10' ceiling height



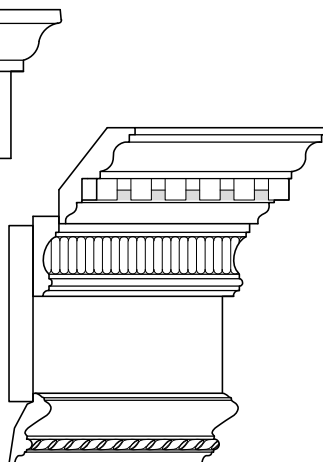
LCD8405 18 7/8" h x 8 7/8" d
 CR882, CO703, CO702, DS1x4, PM521,
 DS1x6, BB155, CA368, DS1x8
 Proportioned for 9' ceiling height



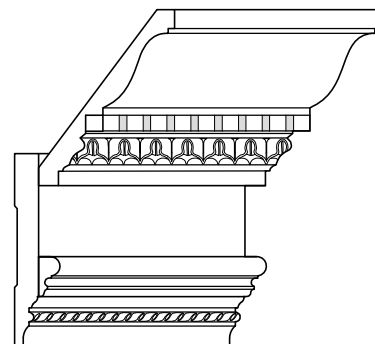
LCD8396 19 3/4" h x 9 1/2" d
 CR810, CDS1x4, DS1x6, CR881, DS1x10,
 PM526, DS1x4
 Proportioned for 9' ceiling height



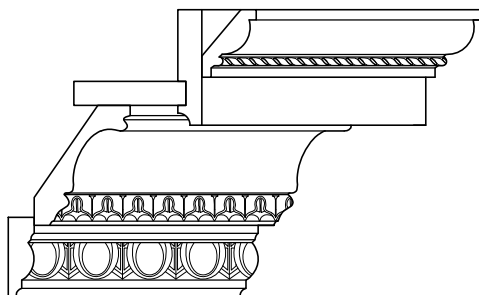
LCD8548 16 7/8" h x 8 1/4" d
CR882, CDS1x4, DS1x4, CM74, DS1x2,
CA326, DS1x8, BB155, CR65, DS1x4




LCD8088 10 1/2" h x 4" d
CM74, CR61, DS1x6, PM70



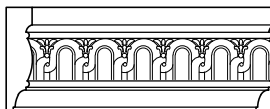
LCD8048 10 1/2" h x 5" d
CM86, BA44, PM535



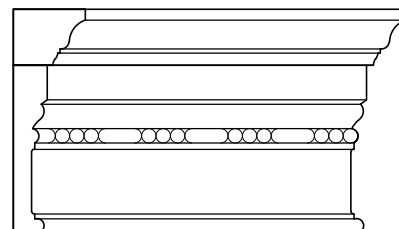
LCD8033 9" h x 7 3/4" d
CM88, CDS1x4, DS1x4, CM81, CR65



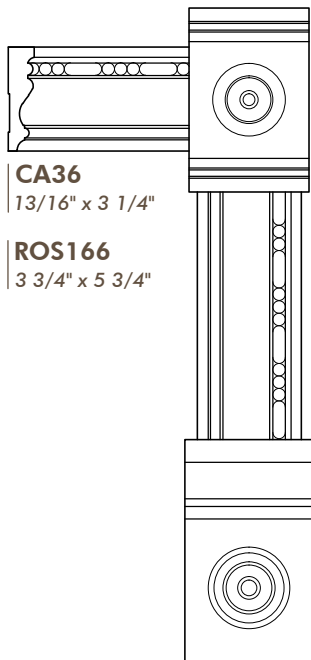
LCD6062
PM70, CR65
1 3/8" x 4 1/2"



CA43
13/16" x 3 1/4"



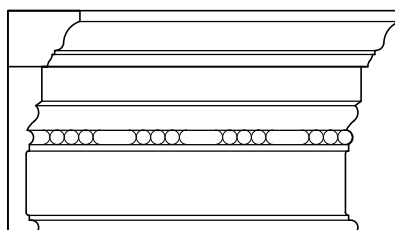
PEDIMENT
TC150, DH99
7" x 2 1/4"



CA36
13/16" x 3 1/4"

ROS166
3 3/4" x 5 3/4"

PB193
4" x 7"
BA46
11/16" x 5 1/2"



PEDIMENT
TC150, DH99
7" x 2 1/4"

CA323
3/4" x 4"

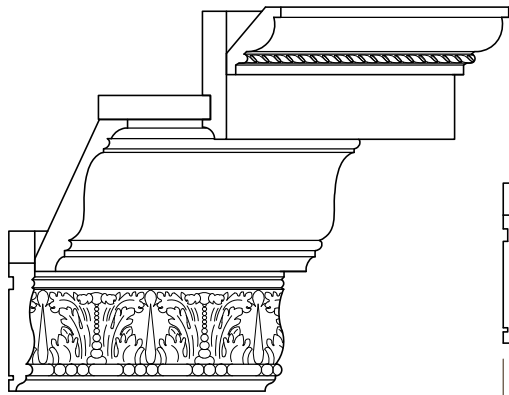
BA42
3/4" x 7"

PB183
4 1/2" x 8"


CA327
3/4" x 4"

TRADITIONAL • STYLE MADE EASY


POPLAR IN-STOCK • TRADITIONAL AND ORNAMENTALLY EMBOSSED MOULDINGS




LCD8102 12"h x 8 1/2"d
CM88, CDS1x4, DS1x4, CR880, CA31



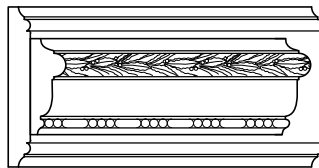
LCD8099 10 1/2"h x 6 1/4"d
CM69, DS1x2, CO705, CA31



LCD8075 9"h x 4"d
CM76, BA43-C




LCD8550 7"h x 2 5/8"d
CM95, BA45




LCD6073
CH693, CR64
1 3/4" x 5"




LCD6035
PM569, LM90, PM569
1 1/8" x 5 1/2"



LCD6318
PM70, CA45
1 3/8" x 5 1/4"




LCD6320
BB155, CA43
1 3/8" x 4 1/8"




LCD3322
BB155, CA45
1 3/8" x 4 1/8"




LCD3062
BB156, CA31
1 3/4" x 5"



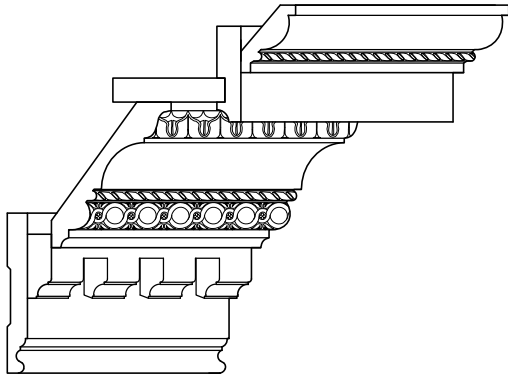
LCD3064
BB17, CA31
1 3/4" x 6 1/4"




LCD4065
PM520, B403, BS126
1 1/4" x 6 1/2"



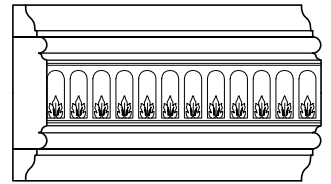
LCD4067
PM25, DS1x6, BS126
1 1/4" x 8"



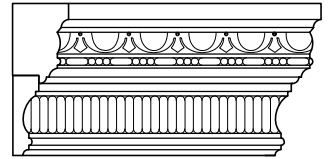
LCD8079 11 1/2" h x 9" d
CM88, CDS1x4, DS1x4, CM82, DE171, B416



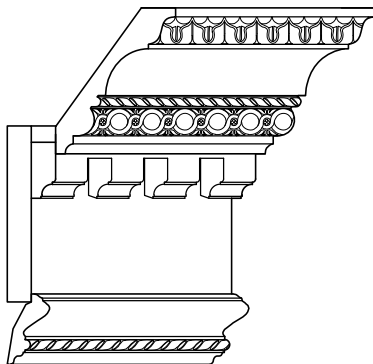
LCD8552 9" h x 4 1/8" d
CM93, BA45




LCD6039
PM569, LM91, PM569
1 1/8" x 5 1/2"



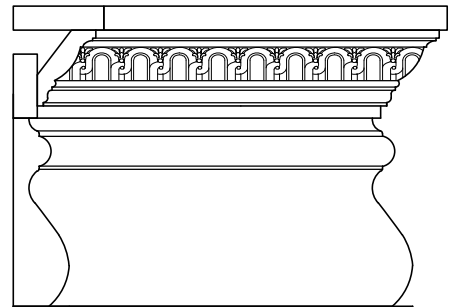
LCD6069
BB17, CR61
1 3/4" x 4 3/4"



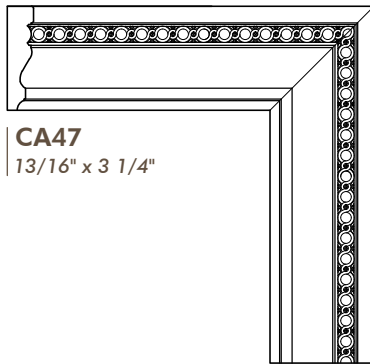
LCD8082 11 1/8" h x 5 1/4" d
CM82, DE171, DS1x6, PM70



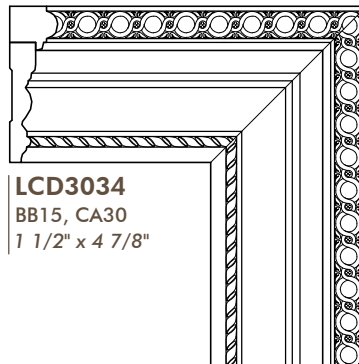
LCD8034 8 1/4" h x 5 5/8" d
CM82, DE170, CM69



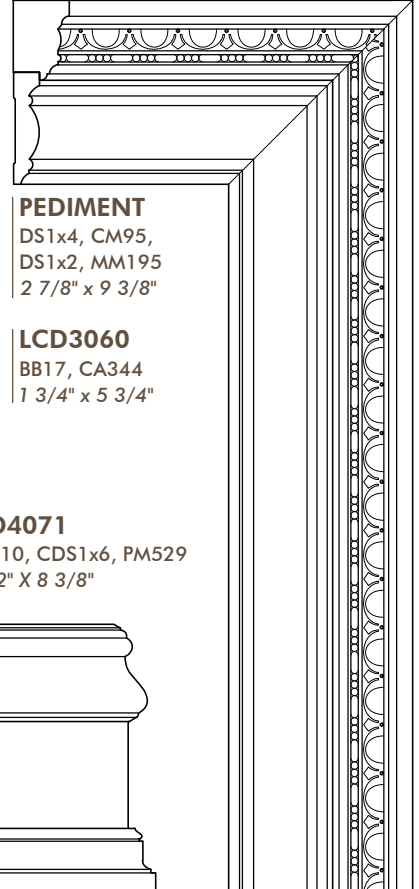
PEDIMENT
DS1x4, CM95,
DS1x2, MM195
2 7/8" x 9 3/8"



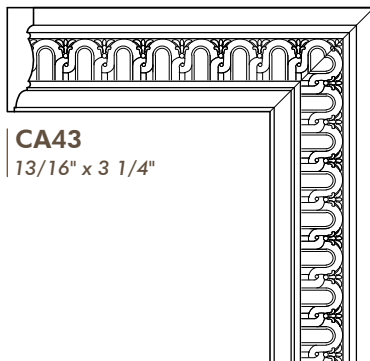
CA47
13/16" x 3 1/4"



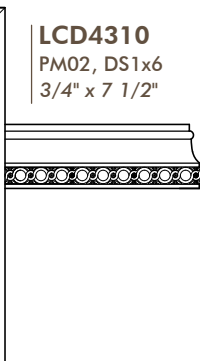
LCD3034
BB15, CA30
1 1/2" x 4 7/8"



LCD3060
BB17, CA344
1 3/4" x 5 3/4"



CA43
13/16" x 3 1/4"

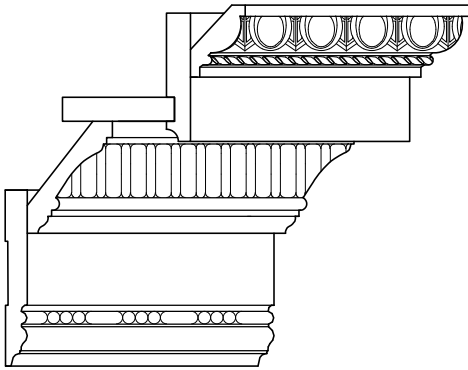


LCD4310
PM02, DS1x6
3/4" x 7 1/2"


LCD4071
CH610, CDS1x6, PM529
1 1/2" x 8 3/8"

TRADITIONAL • STYLE MADE EASY

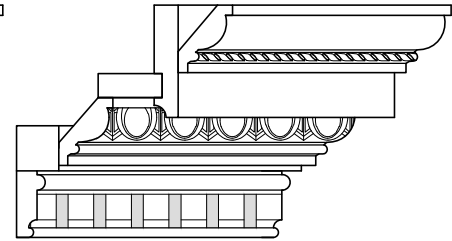
POPLAR IN-STOCK • TRADITIONAL AND ORNAMENTALLY EMBOSSED MOULDINGS



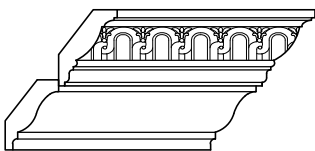
LCD8070 11 1/4" h x 7 1/2" d
CM69, CDS1x4, DS1x4, CM70, BA46



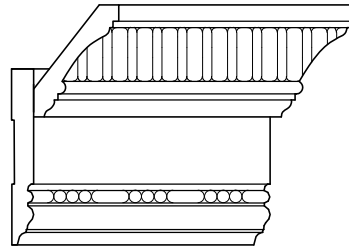
LCD8078 8 1/4" h x 5" d
CM88, CDS1x4, DS1x4, LM90, PM569




LCD8092 7 1/4" h x 6 3/4" d
CM88, CDS1x4, DS1x2, CM89, CR67



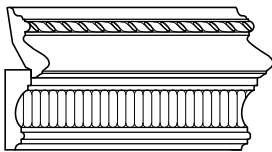
LCD8554 4 3/8" h x 3 1/2" d
CM95, CO698



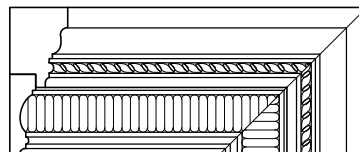
LCD8071 7 1/2" h x 3 3/8" d
CM70, BA46



LCD6036
PM569, LM92, PM569
1 1/16" x 5 1/2"



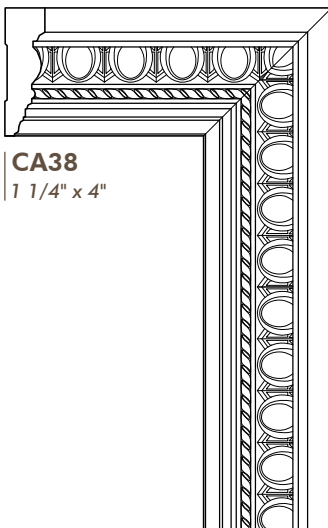
LCD6031
PM70, CR61
1 3/8" x 4 1/2"



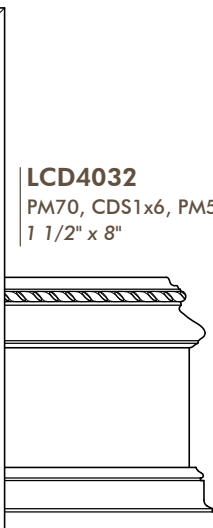
LCD3031
CR68, CR61
1 3/4" x 4 5/8"



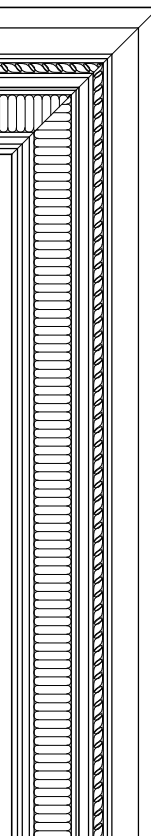
PEDIMENT
TC150, LM90
5 1/4" x 2 1/4"



CA38
1 1/4" x 4"

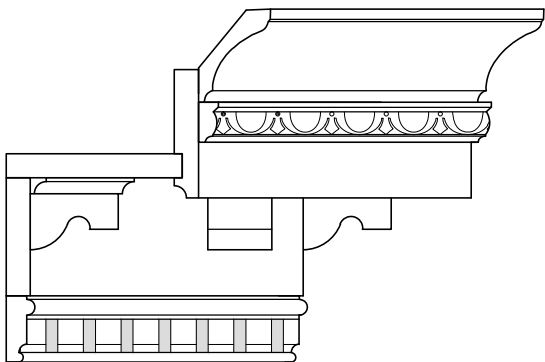


LCD4032
PM70, CDS1x6, PM529
1 1/2" x 8"

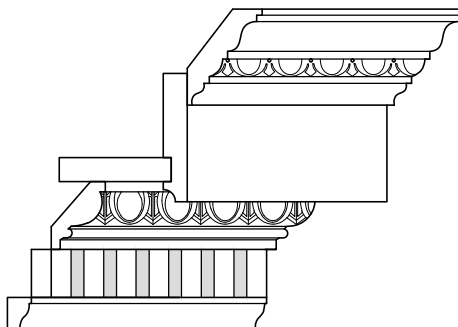


LCD4036
CR61, DS1x6, DS111
1 3/8" x 8"

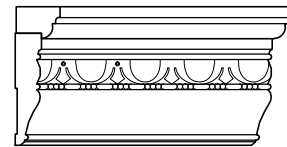
CA36
13/16" x 3 1/4"



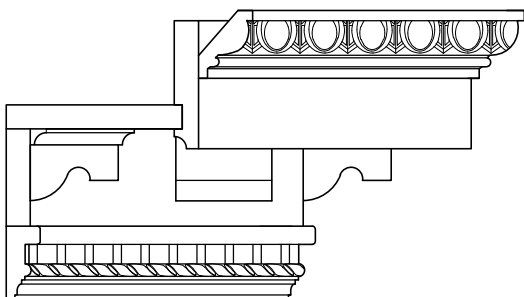
LCD8081 11"h x 8 1/4"d
CO707, PM10, CDS1x4, DS1x6,
MB192, CO723, DS1x6, CR67



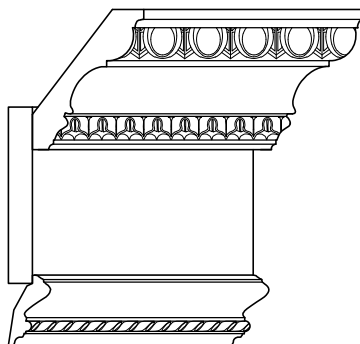
LCD8085 10 "h x 8"d
CM72, CDS1x4, DS1x4, CM89,
DE170, PM569



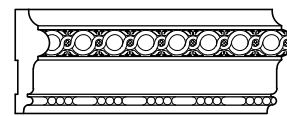
LCD3047
BB155, CA39
1 3/8" x 4 3/8"



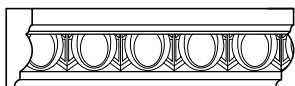
LCD8091 9"h x 7 3/4"d
CM89, CDS1x4, DS1x6, DS1x6,
MB192, CO723, CR69



LCD8093 10 1/2"h x 4 1/4"d
CM83, DS1x6, PM70




CA36-A
1 1/16" x 3 1/4"




CA65
13/16" x 2 1/2"

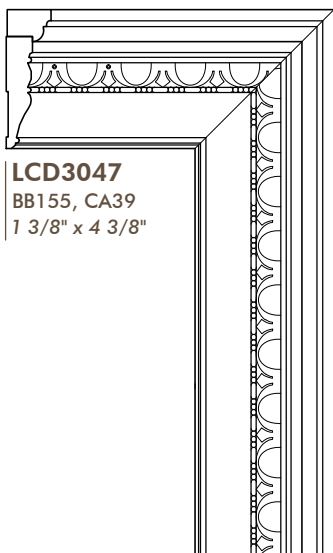
TC150
1 3/4" x 2 1/4"



LCD3045
BB156, CA39
1 3/4" x 4 1/2"



PEDIMENT
TC150, DH99
7" x 2 1/4"



LCD3047
BB155, CA39
1 3/8" x 4 3/8"

CA39
3/4" x 3 1/2"

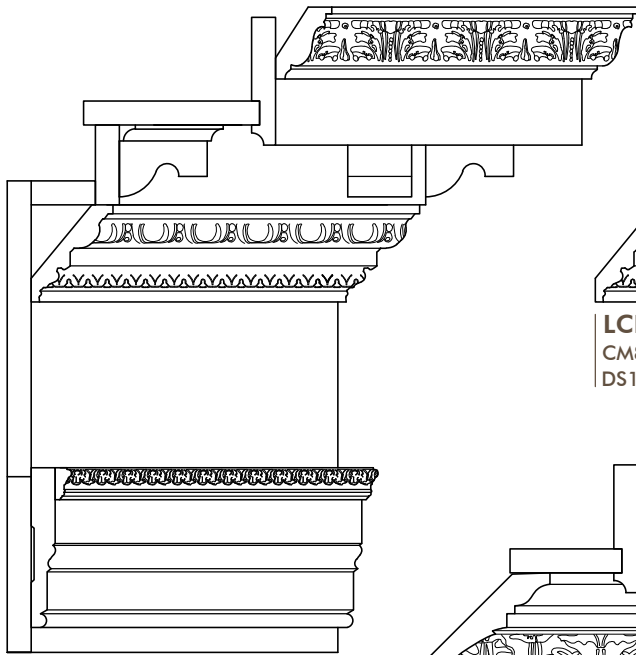
BA46
1 1/16" x 5 1/2"

BA464
3/4" x 6"


PB170
4" x 7"

CLASSICAL • STYLE MADE EASY


POPLAR IN-STOCK • TRADITIONAL AND MON REALE® MOULDINGS



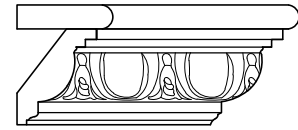
LCD8560 20 1/4"h x 10 1/8"d
 CM8820, CDS1X4, DS1X6, MB192,
 DS1X4 (cut), DS1X2, CM8859,
 DS1X10, PM8561, B460, DS1X6




LCD8561 9 1/4"h x 9 3/8"d
 CM8820, CDS1X4, DS1X6, CRV6059,
 DS1X4 (cut), CM8859



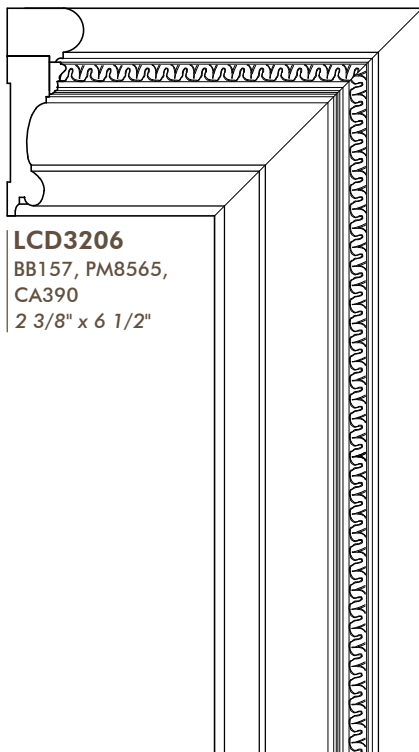
LCD8562 11 5/8"h x 10 1/8"d
 CM8863, CDS1x4, DS1x4,
 CM8853, PM603



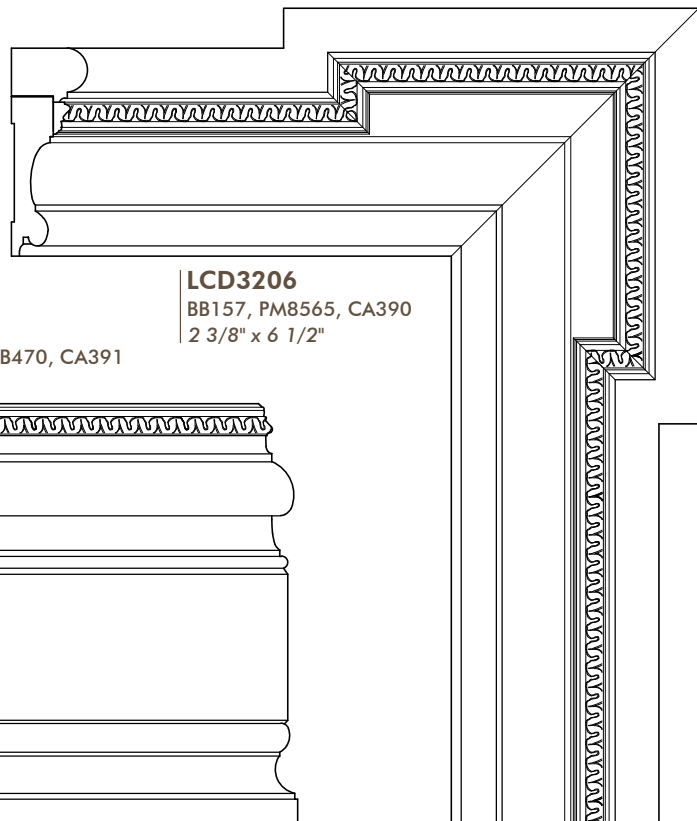
LCD6151
 DS1x4 (jobsite bullnosed),
 CM8823
 3"h x 3 3/4"d



LCD6145
 PM577, FR8923
 1 3/8" x 5 5/8"

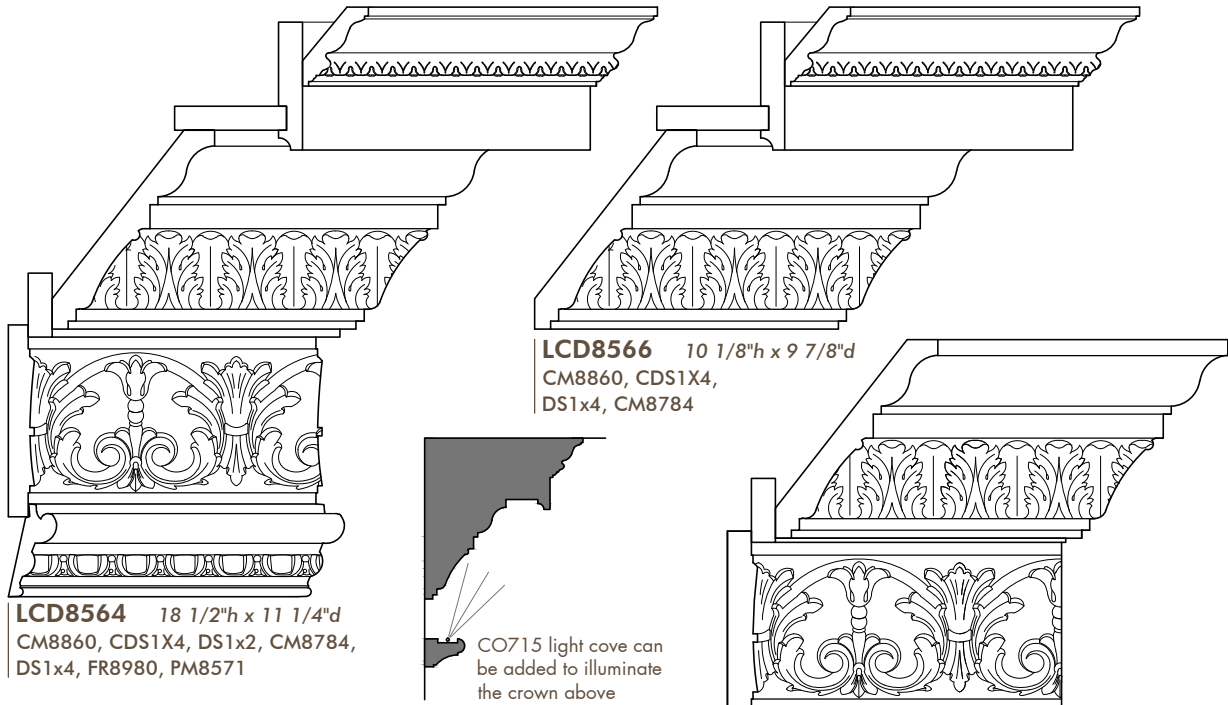


LCD3206
 BB157, PM8565,
 CA390
 2 3/8" x 6 1/2"



LCD4203
 PM8565, PM597, B470, CA391
 1 5/16" x 13 1/4"


LCD3206
 BB157, PM8565, CA390
 2 3/8" x 6 1/2"



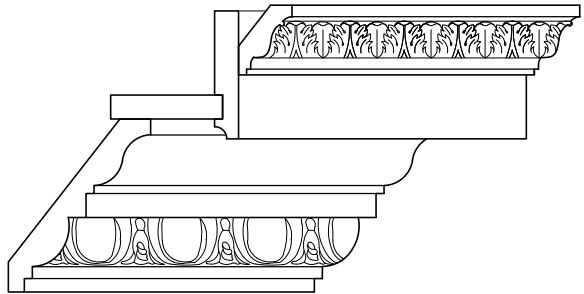
LCD8564 18 1/2" h x 11 1/4" d
CM8860, CDS1X4, DS1x2, CM8784,
DS1x4, FR8980, PM8571

LCD8566 10 1/8" h x 9 7/8" d
CM8860, CDS1X4,
DS1x4, CM8784

CO715 light cove can be added to illuminate the crown above



LCD8568 14" h x 6 5/8" d
CM8784, DS1x2,
FR8980, PED288

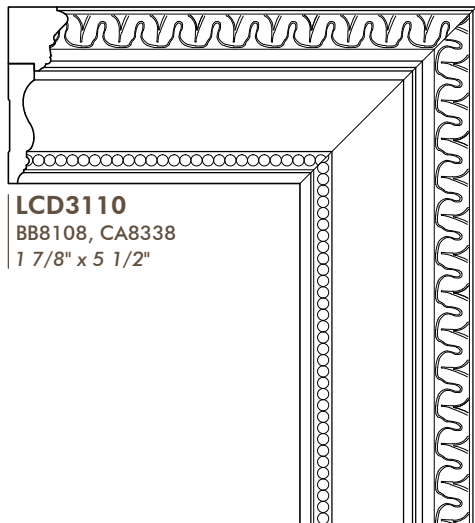


LCD8567 9" h x 8 7/8" d
CM8783, CDS1X4,
DS1x4, CM8785




PEDIMENT
PED288, DS1x2,
FR8966 (jobsite modified),
CRV5178, PS289

CASING
CA284, CRV5637



LCD3110
BB8108, CA8338
1 7/8" x 5 1/2"




LCD6144
BB8122, CA342
1 3/4" x 5 1/4"




CLASSICAL • STYLE MADE EASY

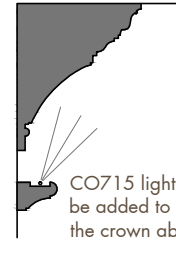
POPLAR IN-STOCK • TRADITIONAL AND MON REALE® MOULDINGS




LCD8570 13 7/8" h x 8 3/8" d
CM8826, PED288, FR8982, PM577



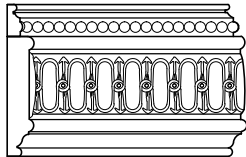
LCD8571 13 5/8" h x 8 3/8" d
CO670, PED288, FR8985, PM577




CO715 light cove can be added to illuminate the crown above



LCD8572 9 1/4" h x 7 3/4" d
CM8783, CM8826, PM616

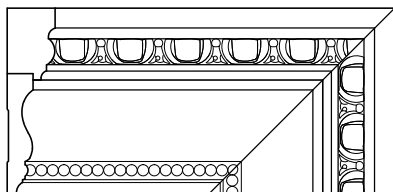
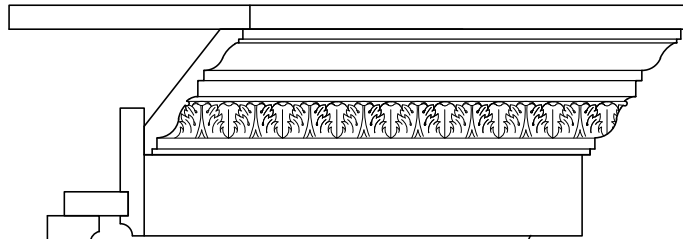


LCD6110
PM8522, FR8920
13/16" x 4 3/4"





LCD8573 10 1/4" h x 10 3/4" d
CM8820, CDS1x4,
DS1x4, CM8826

PEDIMENT
DS1x10, CM8786, CDS1x4,
DS1x2, BB162, FR8971




LCD3330
BB8102, CA8338
1 1/2" x 5 3/4"

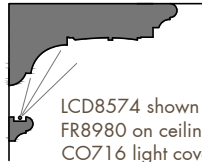
LCD4320
PM8535, DS1x6
3/4" x 7"




LCD3332
BB8101, CA389
1 3/4" x 6 1/2"



LCD8574 10 1/2" h x 5 1/8" d
CO683, FR8980, CO716




LCD8574 shown with FR8980 on ceiling. CO716 light cove can be added to illuminate the crown above.




LCD8575 13 1/4" h x 6" d
CM8785, DS1x2, FR8980, PED288




LCD8577 5" h x 9 7/8" d
FR8965, CO693, PM8573



LCD8579 10 1/2" h x 4 1/4" d
CO683, FR8981, PM615, DS1x2



LCD8578 16 7/8" h x 9 1/2" d
CR810, CDS1x4, DS1x4, CM8823, FR8966 (jobsite modified), PM526, DS1x4, DS1x4

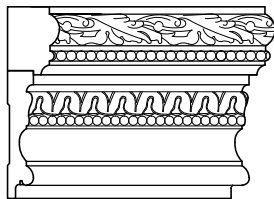


PEDIMENT


DS1x8, CR830, CRV5168, FR8968 (jobsite modified), PS289

PILASTER

PED288, PM 593, CA325 (jobsite modified), PM590, DS1x8, DS1x4




LCD6330
BB8100-B, CA8344
1 5/8" x 6"




LCD6332
BB8100, CA389
1 7/8" x 6 1/2"

FRENCH • STYLE MADE EASY


POPLAR IN-STOCK • TRADITIONAL AND MON REALE® MOULDINGS





LCD8581 13 3/8" h x 5 1/2" d
CM8783, CO703, CM8857,
FR8980, CO730, DS1X2



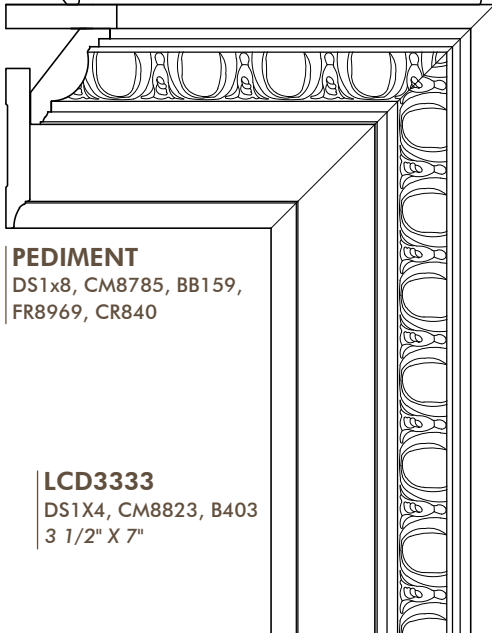
LCD8582 12" h x 7 3/8" d
PM580, DS1X4, CO705,
FR8982, PM580, B403



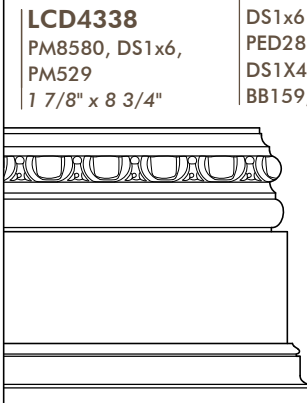
LCD8583 11" h x 4 7/8" d
TC150, CO713, FR8980, PM580



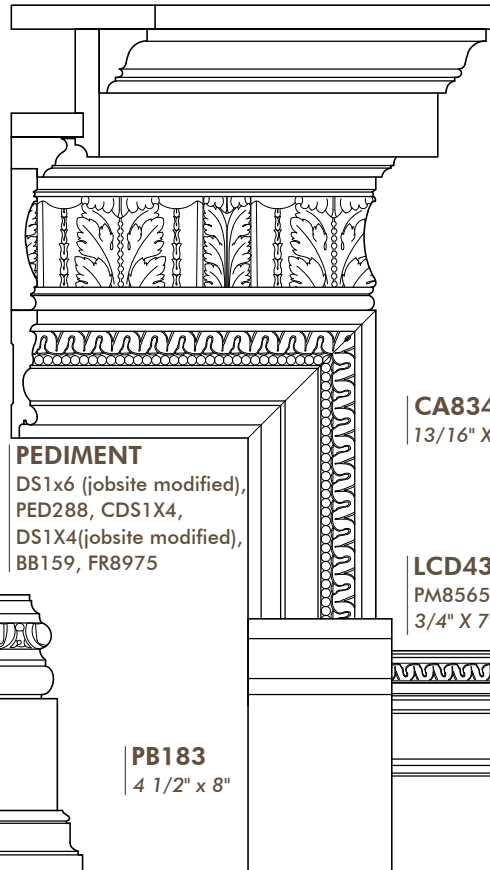
LCD8585 9 7/8" h x 9 5/8" d
CM8783, CDS1X4, DS1X6, DS1X4 (jobsite modified),
CRV6059, DE169, CM8823



PEDIMENT
DS1x8, CM8785, BB159,
FR8969, CR840



LCD4338
PM8580, DS1x6,
PM529
1 7/8" x 8 3/4"




CA8344
13/16" X 4"

PEDIMENT
DS1x6 (jobsite modified),
PED288, CDS1X4,
DS1X4(jobsite modified),
BB159, FR8975

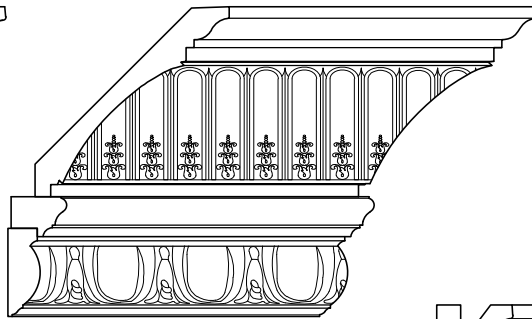
LCD4322
PM8565, B401
3/4" X 7"

PB183
4 1/2" x 8"

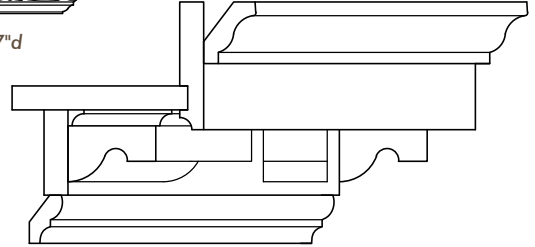
LCD3333
DS1X4, CM8823, B403
3 1/2" X 7"




LCD8586 15"h x 7 7/8"d
CR882, CDS1X4, DS1X6, MB192,
DS1X4 (jobsite modified), CR840,
FR8980, PM500



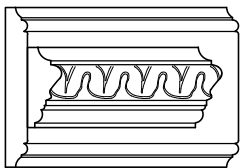
LCD8587 9 3/4"h x 7"d
CM8826, BB156, PM8536



LCD8588 7 1/2"h x 7 1/8"d
CR882, CDS1X4, DS1X6, MB192,
DS1X4 (jobsite modified), CR840




KEY6065
12 1/4"w X 11 1/8"h X 1 1/2"d



LCD6334
CH693, PM8563
1 3/4" X 5"

Drawing is scaled
for a standard
36" w door or
opening.

FR8965
13/16" X 5 1/2"



LCD4110
PM8564, CDS1X6,
PM8524, PM529
1 1/2" X 8"

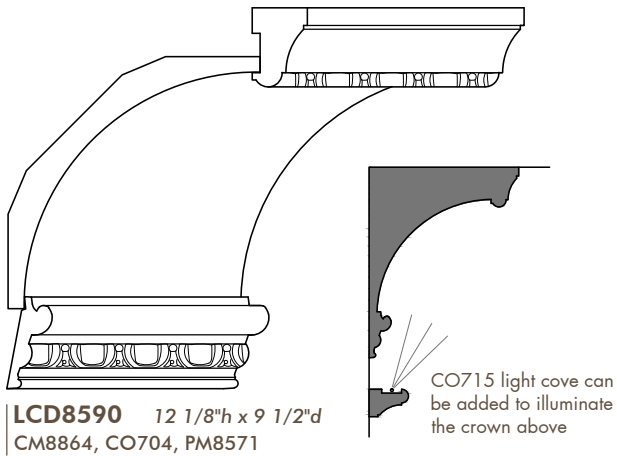
PANEL
BB8108, DS1X2,
CRV6072, PM614

LCD4100
PM8568, B442,
PM529
1 1/2" X 10 1/4"



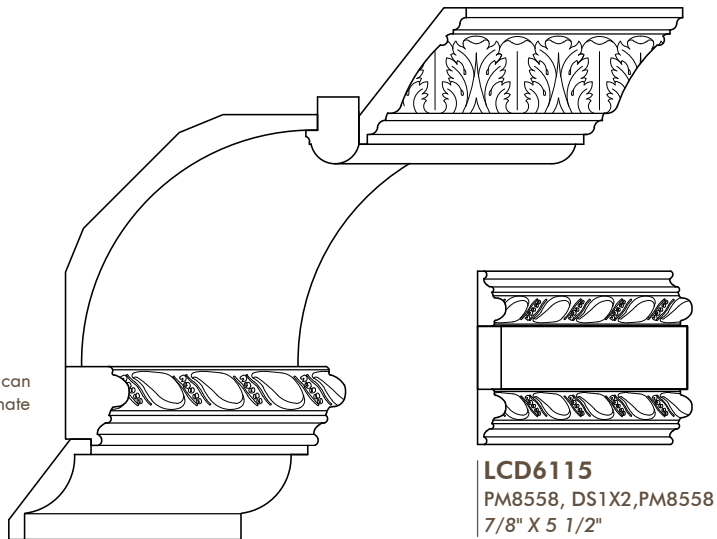
FRENCH • STYLE MADE EASY

POPLAR IN-STOCK • TRADITIONAL AND MON REALE® MOULDINGS



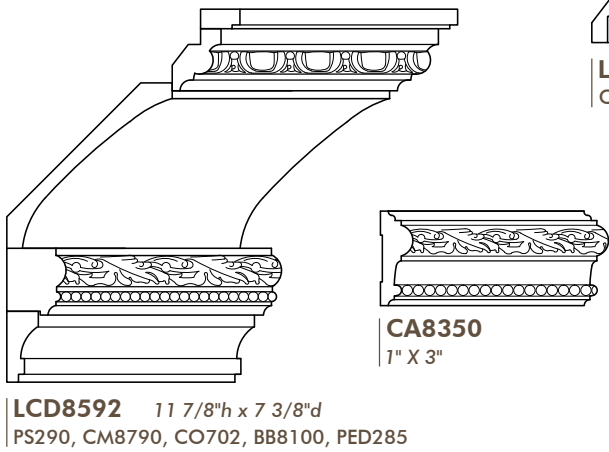
LCD8590 12 1/8"h x 9 1/2"d
CM8864, CO704, PM8571

CO715 light cove can be added to illuminate the crown above



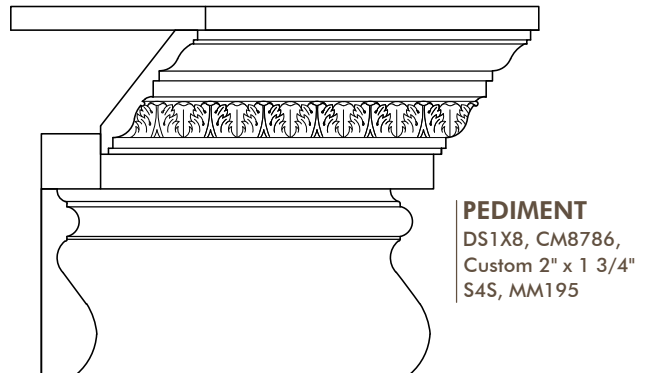
LCD8591 16 7/8"h x 14 1/2"d
CM8782, BB158, CO704, BB8109, CR881

LCD6115
PM8558, DS1X2, PM8558
7/8" X 5 1/2"

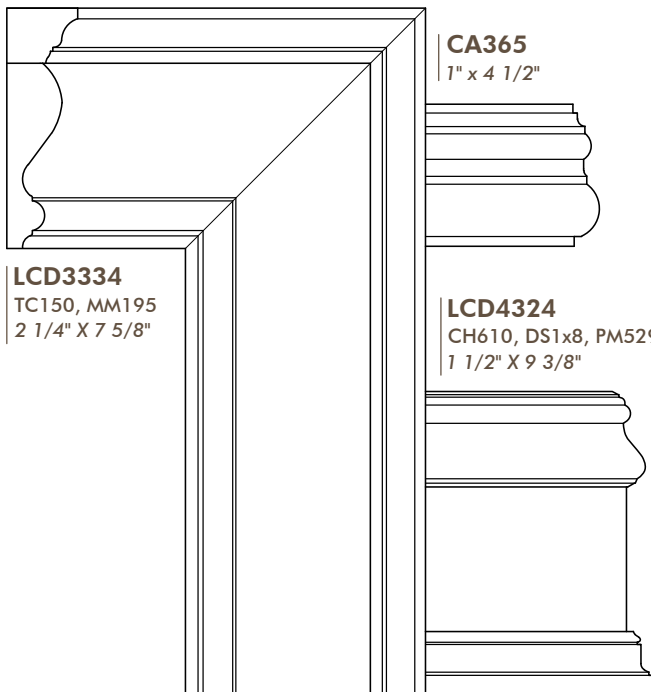


LCD8592 11 7/8"h x 7 3/8"d
PS290, CM8790, CO702, BB8100, PED285

CA8350
1" X 3"



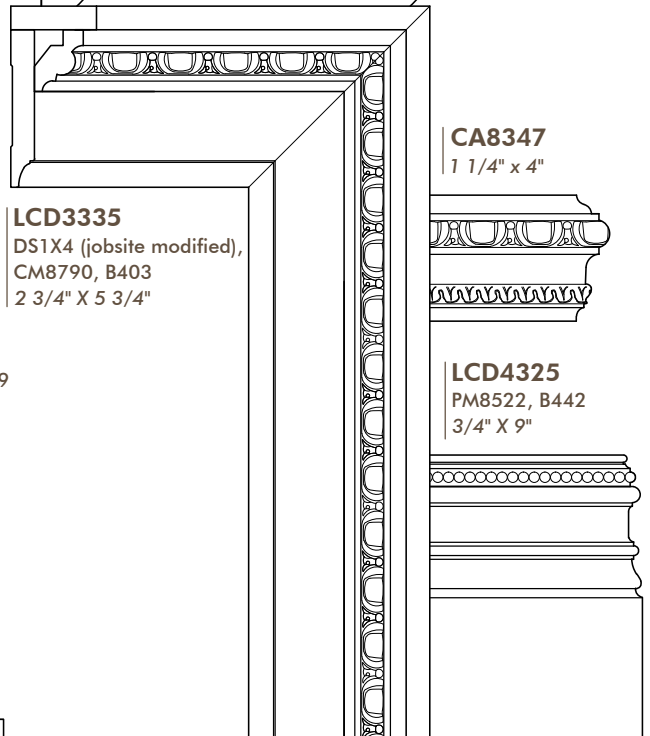
PEDIMENT
DS1X8, CM8786,
Custom 2" x 1 3/4"
S4S, MM195



LCD3334
TC150, MM195
2 1/4" X 7 5/8"

CA365
1" x 4 1/2"

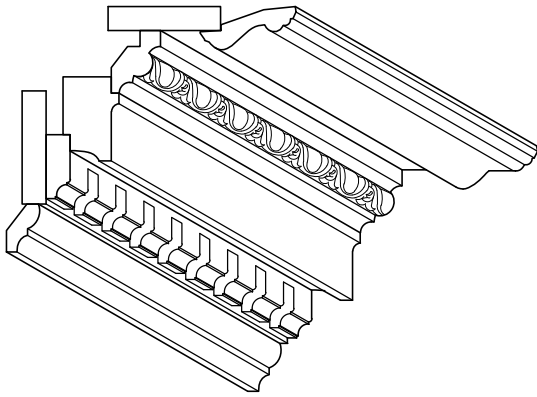
LCD4324
CH610, DS1x8, PM529
1 1/2" X 9 3/8"



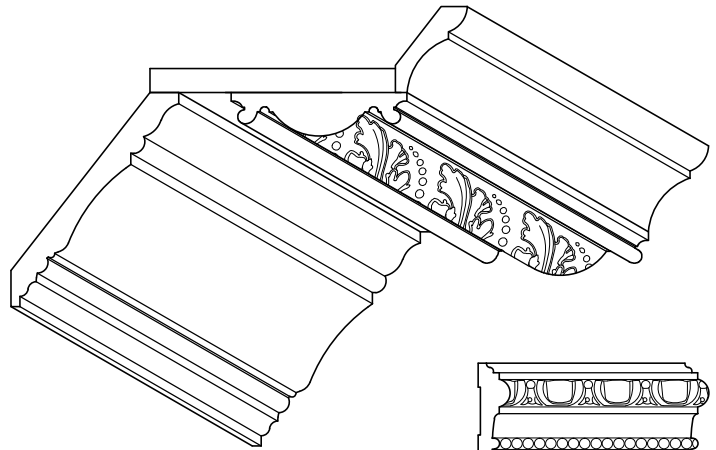
LCD3335
DS1X4 (jobsite modified),
CM8790, B403
2 3/4" X 5 3/4"

CA8347
1 1/4" x 4"

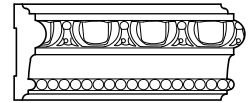
LCD4325
PM8522, B442
3/4" X 9"



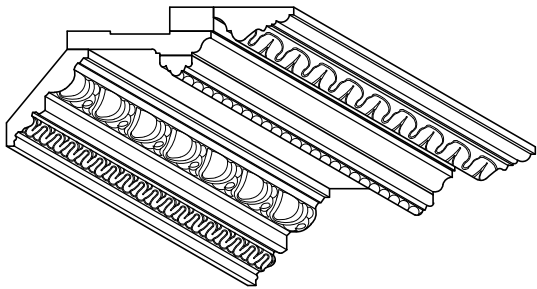
LCD8594 7 5/8" h x 9" d
CH610, DS1X4, CM8790, CO703, DE171, DS1X4, CR840



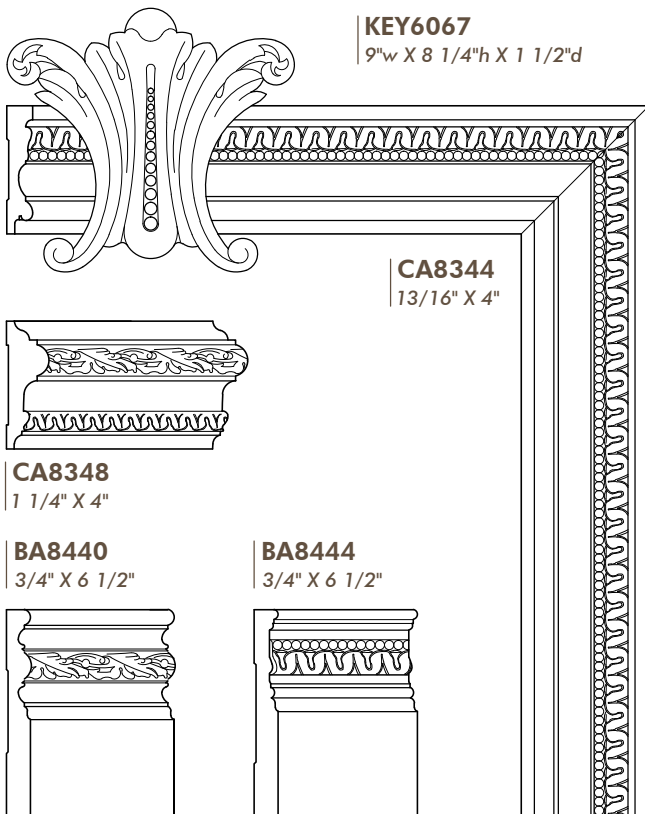
LCD8595 9 3/8" h x 14 1/4" d
CO684, PM8555, DS1X10, CO677



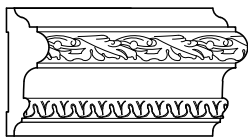
CA8349
1" X 3"



LCD8596 4 3/8" h x 9" d
PM8563, DS1X2, PM8524, CO695, CM8859




KEY6067
9" w X 8 1/4" h X 1 1/2" d




CA8348
1 1/4" X 4"

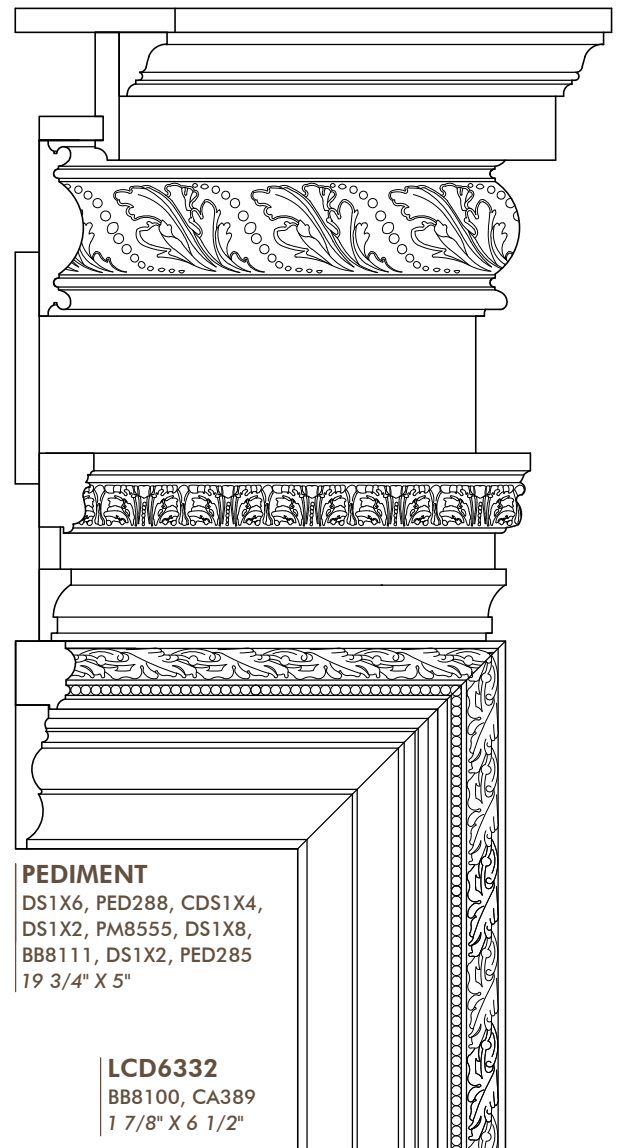
BA8440
3/4" X 6 1/2"



BA8444
3/4" X 6 1/2"



CA8344
13/16" X 4"



PEDIMENT
DS1X6, PED288, CDS1X4,
DS1X2, PM8555, DS1X8,
BB8111, DS1X2, PED285
19 3/4" X 5"

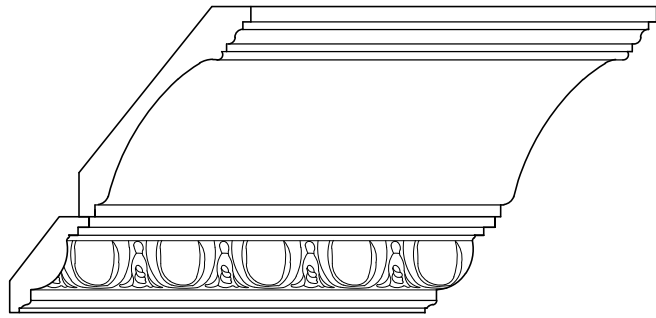
LCD6332
BB8100, CA389
1 7/8" X 6 1/2"

TRADITIONAL • STYLE MADE EASY


POPLAR IN-STOCK • TRADITIONAL AND MON REALE® MOULDINGS



LCD8598 17 3/4" h x 6 1/4" d
CR802, PM598, FR8969, BB153, CO730




LCD8599 9 5/8" h x 7 1/2" d
CO708, CM8823



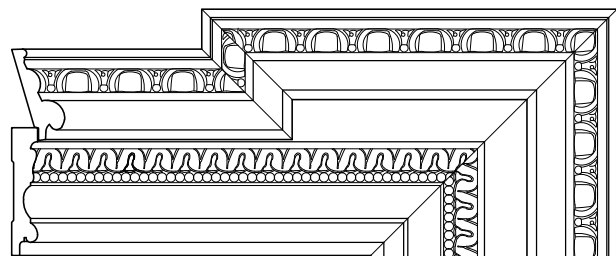
LCD8601 12" h x 8 3/8" d
CM8820, CO703, CM8809, PM598




LCD6148 PM500, FR8921
1 1/8" x 5 1/2"



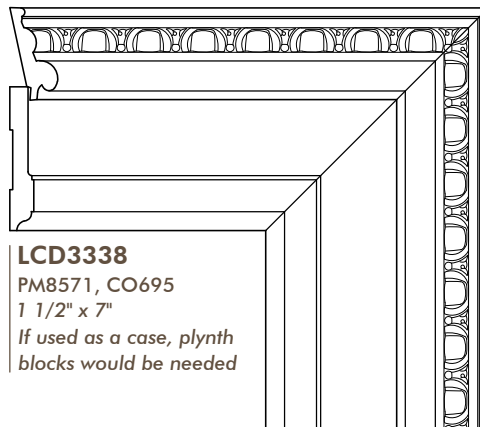
LCD8600 8 3/8" h x 5 3/8" d
CM8809, PM598




LCD3337 PM8571, CA8344
1 5/8" x 6 1/2"



LCD8408 14 1/2" h x 6 3/4" d
CM8857, CO703, CO702, DS1x4, BB156,
FR8958, BB155, CA368, DS1x8




LCD3338 PM8571, CO695
1 1/2" x 7"
*If used as a case, plinth
blocks would be needed*




LCD8603 11 1/8"h x 8 7/8"d
CM8782, CO703,
CO673, PM616

CO715 light cove
can be added to
illuminate the crown
above




LCD8604 13 3/4"h x 6 5/8"d
CM8783, CO673, CH689, FR8965



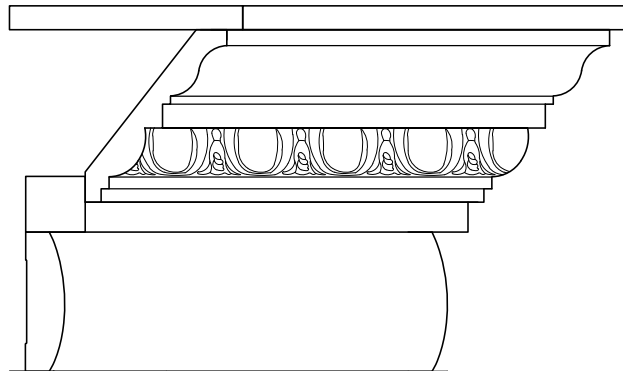
LCD8605 9 3/8"h x 9 5/8"d
CM8823, DS1x2, CM8826

PEDIMENT


DS1x8, CM8785,
Custom S4S 1 3/4"x2" , MM187



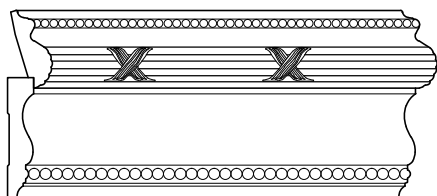
LCD6147
PM8568, DS1x2, PM8561
1 3/8"h x 5 1/4"d



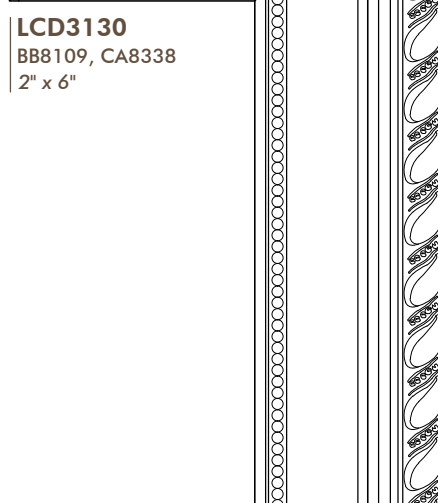
LCD3100
PM8568, CA8338
1 3/8" x 6"



LCD3130
BB8109, CA8338
2" x 6"



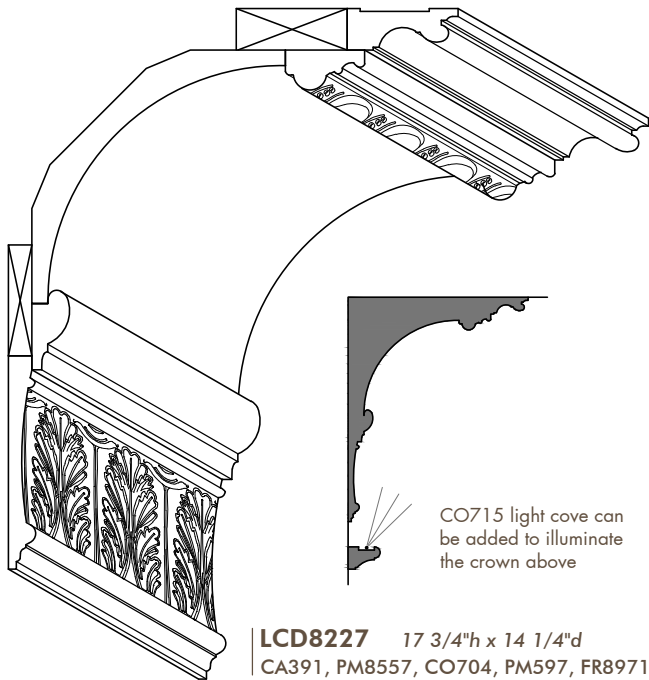
LCD6141
PM8569, CA8338
1 3/8" x 5 3/4"



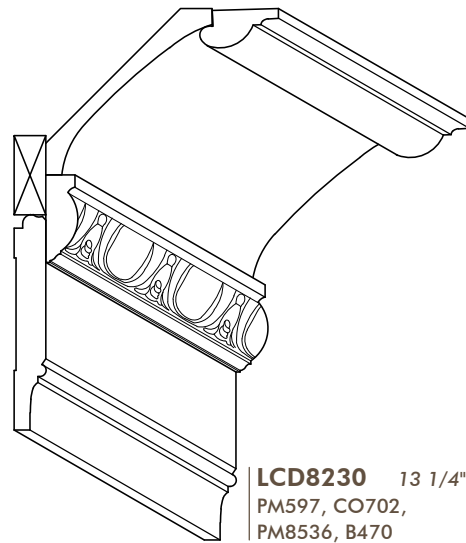
LCD4130
PM8558, CDS1x6, PM529
1 1/2" x 7 3/4"

TRADITIONAL • STYLE MADE EASY

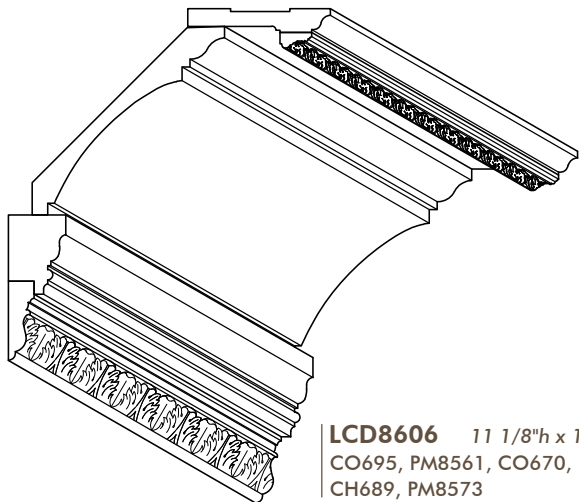
POPLAR IN-STOCK • TRADITIONAL AND MON REALE® MOULDINGS



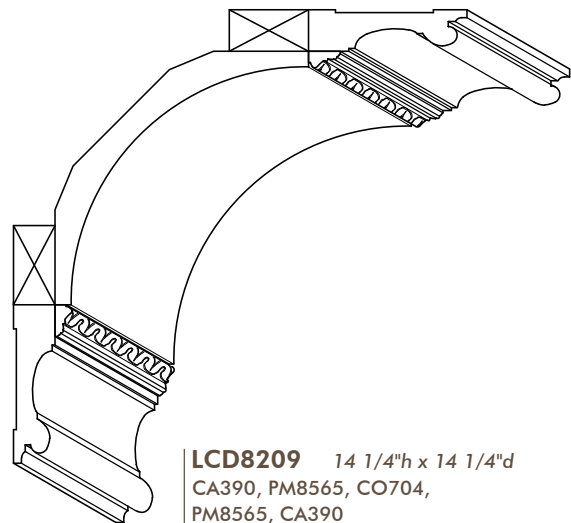
LCD8227 17 3/4" h x 14 1/4" d
CA391, PM8557, CO704, PM597, FR8971




LCD8230 13 1/4" h x 8 3/8" d
PM597, CO702, PM8536, B470



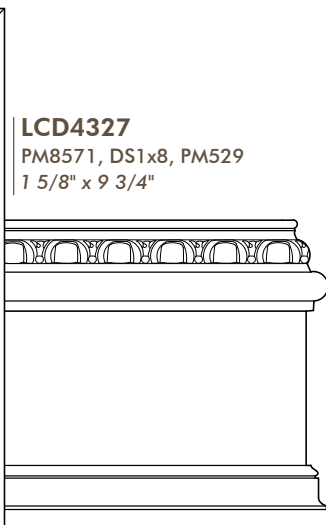
LCD8606 11 1/8" h x 10 1/8" d
CO695, PM8561, CO670, CH689, PM8573




LCD8209 14 1/4" h x 14 1/4" d
CA390, PM8565, CO704, PM8565, CA390




LCD3340
BB8102, CA8344
1 1/2" x 6"



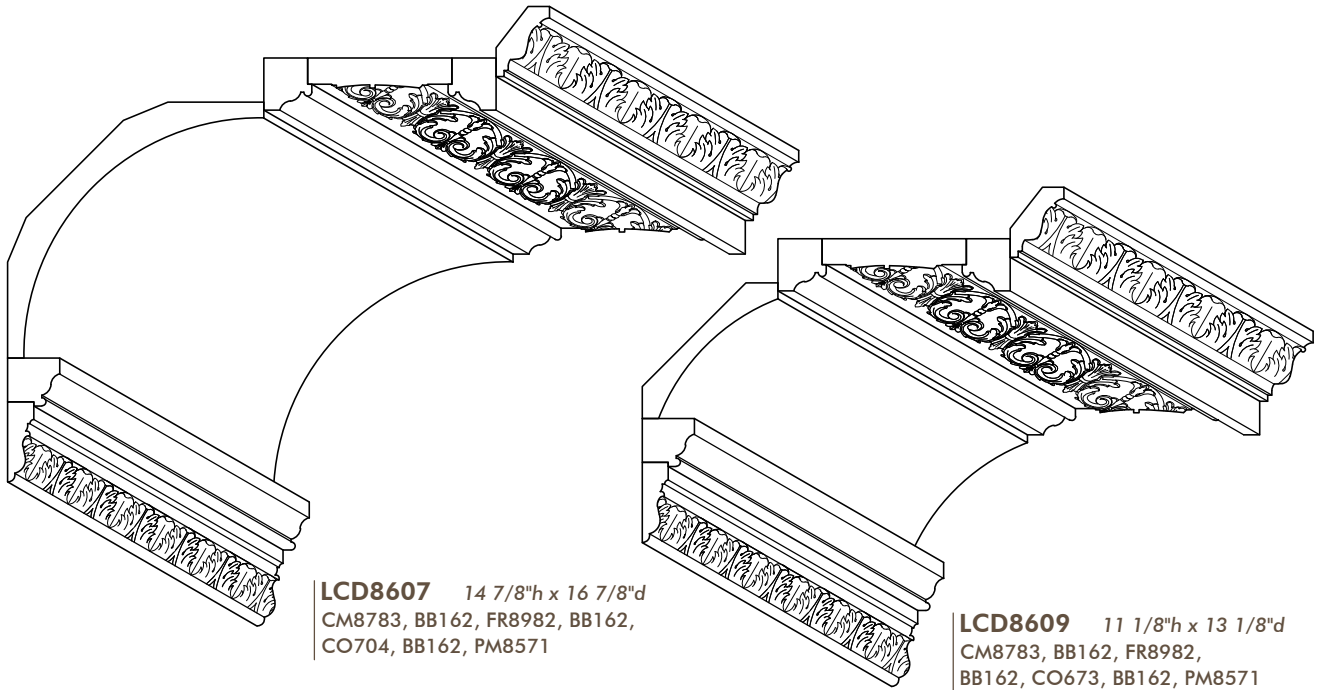
LCD4327
PM8571, DS1x8, PM529
1 5/8" x 9 3/4"



LCD3341
BB8100, PED285
1 7/8" x 4 1/4"

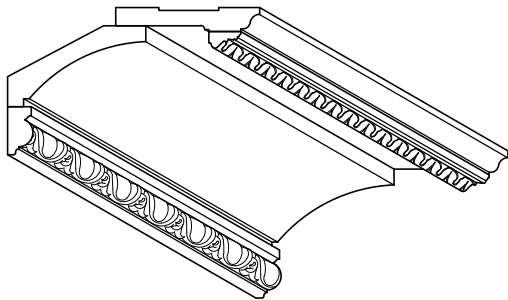


LCD6215
PM500, FR8922
1 1/8" x 5 1/2"

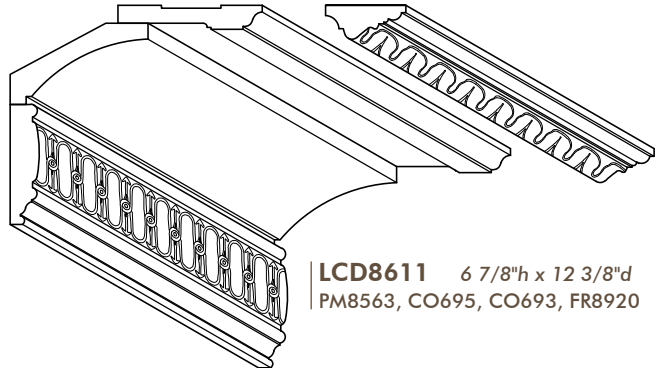


LCD8607 14 7/8" h x 16 7/8" d
CM8783, BB162, FR8982, BB162,
CO704, BB162, PM8571

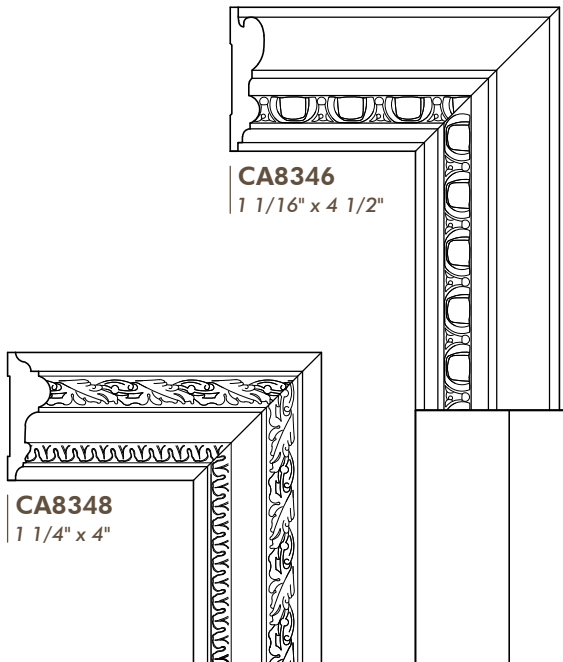
LCD8609 11 1/8" h x 13 1/8" d
CM8783, BB162, FR8982,
BB162, CO673, BB162, PM8571



LCD8610 4 5/8" h x 7 7/8" d
PM8565, CO695, CO693, PM8535



LCD8611 6 7/8" h x 12 3/8" d
PM8563, CO695, CO693, FR8920

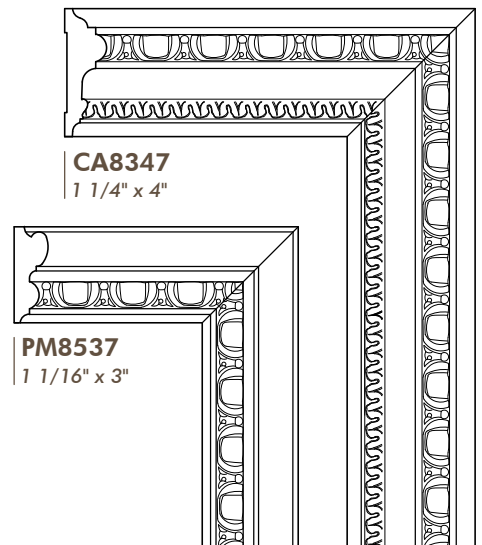


CA8346
1 1/16" x 4 1/2"

CA8348
1 1/4" x 4"

CASINGS

Profiles in this style can be used as chairrails too. If used as casings, these profiles will need plynth blocks.



CA8347
1 1/4" x 4"

PM8537
1 1/16" x 3"

TRADITIONAL • STYLE MADE EASY

POPLAR IN-STOCK • TRADITIONAL AND MON REALE® MOULDINGS



LCD8136 - Traditional, Victorian, French
PM8572, PM8511, CM8801, CO703,
CO704, FR8960



Note Detail
in upper crown



LCD8138 - Traditional, Victorian, French
PM8527, CA326, CM8834, CO704, PM8557



Note Detail
in upper crown



LCD8140 - Greek Revival, Colonial, Federal, Renaissance
CM8860, CDS1x4, DS1x4, CM8852, FR8970, PM8565



LCD8142 - Classical, Colonial, Federal
CM8860, CDS1x4, DS1x4, CM8859, FR8970, PM8535

LARGE COMBINATION DETAILS I

Mon Reale LCD's offer large-scale proportions for today's interiors and commercial projects. White River offers many styles and sizes – combinations of mouldings and carvings. While many LCD's are of a large scale, their components can also be implemented as smaller proportional elements. This is helpful when the design specifies a smaller, yet complementary cornice or a cornice that consists of a wide frieze and crown.



LCD8144 - Classical, French, Traditional
CM8860, CDS1x4, DS1x2, CM8801

NOTE | Product numbers are listed from top to bottom of LCD.



LCD8150 - Greek Revival, Colonial, Classical
CM8860, CDS1x4, DS1x6, BB156, FR8923, PM8526



LCD8146 - Greek Revival, Empire, NeoClassical, Romanesque
CM8854, DS1x2 Jobsite Cut, DS1x8 Jobsite Cut, CRV5070, CRV5063, CM8823, FR8920

LCD8146 shows urns at 18" o/c. Pricing reflects 24" o/c. Please order more carvings if you wish closer spacing.



LCD8152 - Classical, Georgian, Romanesque
CM8812, CDS1x4, DS1x6, CRV5123, CRV5093, CDS1x4, DS1x4, CM8859, FR8955

LCD8152 shows CRV5123 & CRV5093 at 4 1/2" o/c. Prices reflect these at 6" o/c. Please order more carvings if you desire closer spacing.



LCD8148 - Classical, Empire, Traditional
CM8825, DS1x8, CRV5169, PM8568

LCD8148 shows rosettes at 8" o/c. Pricing reflects 12" o/c. Please order more carvings if you wish closer spacing.



Note decorative carvings.

EMBELLISHED MOULDINGS | have served as artistic expressions of cultures, religions, philosophies, and even empires. From the earliest Mediterranean, Celtic, and Asian civilizations and into the 21st century, architectural details and ornamentation have yielded warmth and interest to private homes and public buildings alike. Today, Architects, Designers, and Builders can incorporate classically-inspired designs with ease and affordability - with White River's Embellished Hardwood Mouldings and Woodcarvings.

TRADITIONAL • STYLE MADE EASY

POPLAR IN-STOCK • TRADITIONAL AND MON REALE® MOULDINGS



LCD8154 - French, Empire, Traditional
CM8801, CO703, CO702, PM8569



LCD8156 - English Tudor, Georgian, Colonial, Italian
CM8834, CDS1x4, DS1x6, BB156, FR8968, PM8522



LCD8158 - Classical, Greek, Baroque
CM8823, CDS1x4, DS1x6 Jobsite Cut, CO723, CRV5125,
CRV5072, DS1x6 Jobsite Cut, BB8108, FR8954

LCD8158 shows CRV5125 at 18" o/c. Prices reflect these at 24" o/c. Please order more carvings if you desire closer spacing. This LCD is also great with CRV5125 only.

NOTE | Product numbers are listed from top to bottom of LCD.



LCD8160 - Colonial, Federal, Italian
CR810, CDS1x4, DS1x4, CM8823, FR8971



LCD8162 - Classical, French, Victorian
CM8820, CDS1x4, DS1x6 Jobsite Cut, BB8120, FR8921



LCD8164 - Empire, Greek Revival, Colonial, Federal, Byzantine
CM8834, CDS1x4, DS1x4, CM8857, FR8958

• MATCHING FLEXIBLE MOULDINGS •
AVAILABLE FOR ALL PROFILES

• PROMPT SHIPMENT •

5 BUSINESS DAYS
MOST STOCK PRODUCTS



LCD8166 - Georgian, Victorian, Colonial
CM8823, CDS1x4, DS1x6, CM8854, DS1x4, PM8560



LCD8172 - Classical, Georgian, Byzantine, Romanesque
CM8860, CDS1x4, DS1x6, CM8808, DS1x2, FR8955



LCD8168 - English Tudor, French, Italian, Baroque
CM8810, CDS1x4, DS1x6, BB156, FR8965



LCD8174 - Colonial, Empire, Federal, Renaissance, Classical
CM8856, DE171, DS1x4, PM8560



LCD8170 - Empire, Colonial, Regency, Romanesque
CM8810, DS1x2, CM8823, FR8954



LCD8176 - Federal, Empire, Colonial, Baroque
CM8860, CDS1x4, DS1x6, CM8854, BB8110, FR8958

WELL-PROPORTIONED MOULDING DESIGNS |

Contrary to a misconception that large-scale mouldings make a room seem small, the opposite is true. Properly-proportioned mouldings enhance room scale and proportion by creating a sense of loftiness. In a room with 8'- 9' walls, large crowns appear to support and define the ceiling, thus increasing the feeling of height. Tall baseboards, wide casings, and ornate chairrails afford eye-catching architectural elements, fostering a comfortable and inviting environment.

MANY LCD'S | utilize Mon Reale friezes and crowns – both the crowns and friezes are interchangeable. Select the LCD for your design and substitute the frieze or crown for your unique design. Examples feature 30 LCD's that can be transformed into over 200 smaller proportional elements.

TRADITIONAL • STYLE MADE EASY

POPLAR IN-STOCK • TRADITIONAL AND MON REALE® MOULDINGS

NOTE | Product numbers are listed from top to bottom of LCD.



LCD8178 - English, French Country, Colonial, Federal, Victorian
CM8852, FR8957



LCD8184 - Colonial, Federal, Traditional
CM8810, DS1x2 Jobsite Cut, DE169, PM8565, B463,



LCD8180 - Greek Revival, Colonial, Classical, Romanesque
CM8801, DE173, PM8565



LCD8186 - English, French Country, Colonial, Empire, Victorian, Federal - CM8856, DS1x2, FR8957



LCD8182 - Colonial, Georgian, Victorian, Italian
CM8820, CO703, CO702, BB8111, FR8968



LCD8188 - Victorian, Federal, Georgian, French
CM8823, CO703, CO704, BB8110, FR8971

TO ALLOW YOUR CLIENT | to focus on the shape of White River's LCD's, cover the left hand side of the LCD where the mouldings are shown stacking up. This allows the LCD to be viewed from the right hand side where depth and shape are best observed.



LCD8190 - Federal, Georgian, Colonial, Byzantine, Romanesque

CM8859, CDS1x4, DS1x6, CO723, MB192, DS1x4 Jobsite Cut, CM8820, DS1x6, BB155, FR8954

LCD8190 shows MB192 at 6" o/c. Prices reflect these at 6" o/c. Please order more MB192 if you desire closer spacing.



Note Detail in above LCD8190



LCD8192 - French, Victorian, English-French Country
CM8812, CO703, CO702, FR8960



LCD8194 - Classical, Italian, Baroque
CM8830, CO703, CO702, PM8557




LCD8196 - Classical, Colonial, English-French Country, Victorian

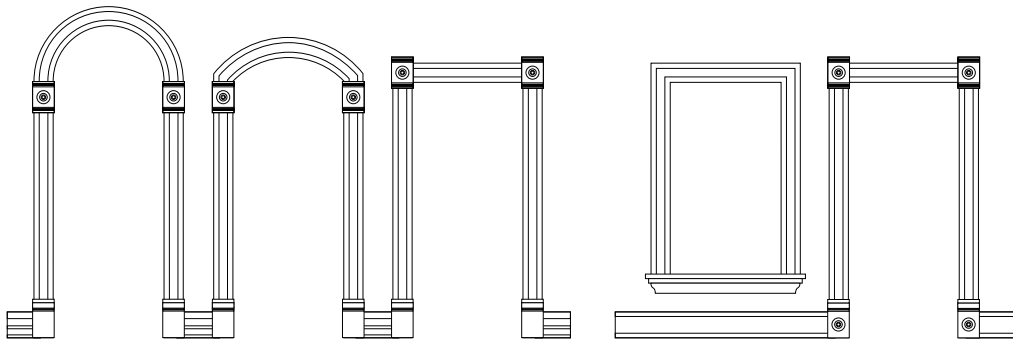
CM8860, CDS1x4, DS1x6 Jobsite Cut, BB156, FR8956, PM8535

FINISHING OF HARDWOOD MOULDINGS AND WOODCARVINGS I


- Caulk, fill and sand well
- Apply quality stains or paints
- Sand between coats as needed
- If staining Poplar, 2 applications of stain may be needed for depth of color and for adequate coverage
- Apply glazing, gold leafing, and antiquing after applying finish coats (sealer, lacquer, other) to initial paint or stain
- After applying glaze, wipe to desired coverage, and apply final coat of sealer to create sheen and depth
- Always finish a sample before starting if multi-step finishes are involved




Neo-Classical • Colonial • English-French Cottage • Contemporary



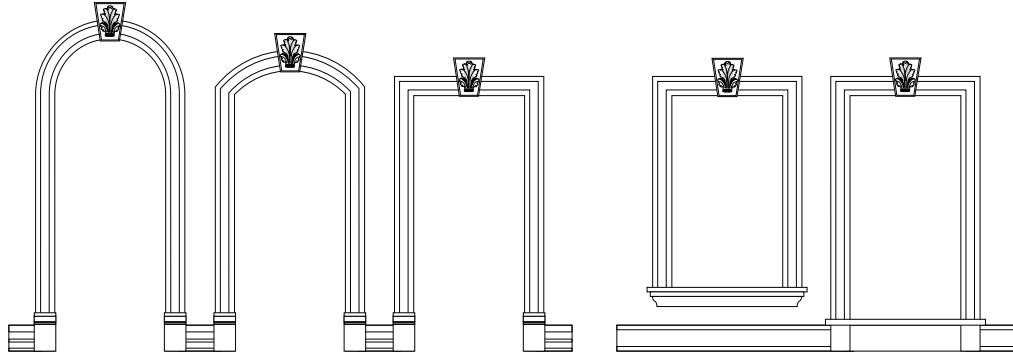
Victorian • Traditional




Traditional • Federal • Colonial • Greek Revival




Traditional • Greek Revival • Colonial • Neo-Classical




English-French Cottage • Traditional • Greek Revival




Traditional • Federal • Colonial • Neo-Classical



Traditional • Colonial • Federal • Neo-Classical



Traditional • Greek Revival • Victorian



ABOVE: Perfectly detailed, this entry door and panelled wall was designed using custom Celtric motifs and White River products. Lovely!

ABOVE: The attention to detail designing this cased opening allowed for panelled pilasters and a very ornate radius casing. The deep jambs are richly panelled and detailed with a cartouche in the center. Stately!

Products specified: PM8568, FR8965, CM8810, PM8558, PM8565



ABOVE: Bold pilasters feature soft panels with medallions for a tailored look. The classical pediment compliments and is proportioned for the pilasters. Exciting!

Main products specified: CRV6052, CM8813, MOD1002, CM8859, FR8969, BB156




ABOVE: This classically proportioned cased opening features wide casings that offset and widen at the top, supporting a tall pediment. The pediment features a center panel, dentils, and modillion blocks. Detailed!

Products specified: Base: PM597, B470, CA391; Casing: BB157, PM8561, CA390; Pediment: MLD5868, DS1x4, MB189, DE170, MM187




ABOVE: With stately proportions, this complex traditionally designed cased opening creates a tremendous focal point.



ABOVE: The Classical detailing for this entry involves columns in the Ionic order on pedestals, ornate arch casings, and panels above that support the grand entablature, which horizontally connects all the elements below. Inspiring!



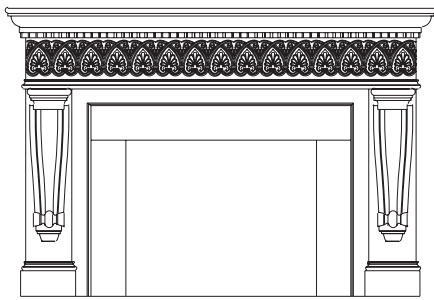
ABOVE: Soft panelled pilasters are ornamented with shell drops, both on the pilasters and in the jamb. Ornate radius casing complements the pilasters. Inviting!



ABOVE: This formidable opening was fifteen feet wide, tying together two elevators and a central staircase. Impressive!

RANGEHOODS AND MANTELS • STYLE MADE EASY

MAPLE, CHERRY AND POPLAR IN-STOCK




Mantel 8161

PM585
CR881
DE169
RH6098
MLD6018

CRV5281


CO723
MLD6018
DS1x6
(cut to 4 1/2")



Mantel 8163

MLD5848
CRV5657
MLD6018
CRV5290

CO723
DS100



Mantel 8167

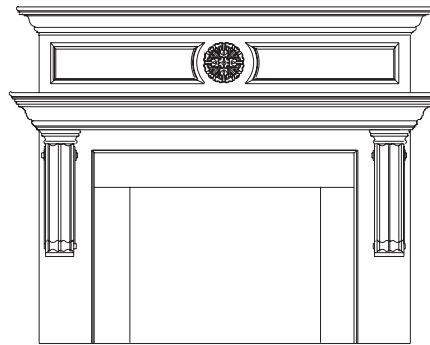
PM526
CO709
TC150
DH190

MLD5903
MLD6026

PM580
CO713
CM8810
CRV5653
PM8535

CRV5291

PM526
CO730
DS1x6
(cut to 4 1/2")




Mantel 8165

PM593
CR810
Center: CRV5166
PM570
PM593
CR800

CRV5257

CO723



Mantel 8169

CR800
PM521
Center: MED1512
plaster medallion


PM521
CRV5260

CO723
BS126

JOBSITE BUILT MANTELS | These jobsite-built full-surround mantels reflect the versatility of White River's Mon Reale mouldings and Woodcarvings. These mantels are offered as concepts only - to be jobsite-built to your specifications. Order rangehoods, mouldings and woodcarvings individually.


STYLE MADE EASY • RANGEHOODS AND MANTELS

MAPLE, CHERRY AND POPLAR IN-STOCK




Mantel 8149

- DS1x2
- CO707
- RH6071
- CO730
- CH610
- DS1x8
(cut to 6")




Mantel 8151

- BB157
- CM8857
- RH6071
- CRV5649
- CRV5285
- CO720
- B403




Mantel 8153

- MLD5867
- RH6083
- CRV5284
- CO720
- MLD6018
- DS1x6
(cut to 4 1/2")




Mantel 8155

- CR850
- CDS1x4
- CR882
- BB155
- PM569
- CRV5290
- CO720



Mantel 8157

- DS1x2
(cut to 1 3/8")
- PM597
- MM195
- DS1x8
(cut to 6")




Mantel 8159

- PM586
- RH6086
- CRV5497
- MLD5819
- CO730
- MLD6024
- DS1x6

CREATE RANGEHOODS | Using mantels shelves and corbels.

RANGEHOODS AND MANTELS • STYLE MADE EASY

MAPLE, CHERRY AND POPLAR IN-STOCK




Mantel 8132

CM8810
PM8535
CRV5043
CRV5098

FR8956
CH689
PM535

CRV5148
CM8860
PM8535
Center: CRV5044

CRV5098
FR8956
CO730
CRV5148



Mantel 8135


CM8801
MM187

FR8953
MM187

CRV5147

CM8860
CM8801

CH689
FR8953




Mantel 8111

CM8810
PM8535
Center: CRV5049

FR8955
CM8823

CRV5066
CRV5067




Mantel 8117

CM8840
FR8965

CRV5121
PM539

CA327

PM593
PM8529



Mantel 8126

CM8801
Center: CRV5051
CRV5178
PM8535
CRV5097



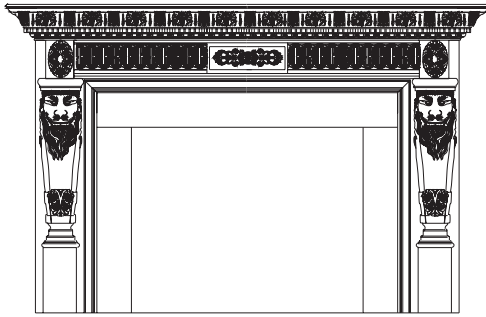
Mantel 8129

CM8834
FR8955
CRV5195
PM8545
CRV5094

JOBSITE BUILT MANTELS | These jobsite-built mantels reflect the versatility of White River's Mon Reale mouldings and Woodcarvings. These mantels are offered as concepts only - to be jobsite-built to your specifications. Order mouldings and woodcarvings individually.

STYLE MADE EASY • RANGEHOODS AND MANTELS

MAPLE, CHERRY AND POPLAR IN-STOCK




Mantel 8102

PM537
CM8808
CRV5177
Center:
CRV5051
FR8968

CRV5091

PM529
PM593
PM577



Mantel 8105

CM8834
CR840


CRV5168

PM8527

CRV5092

PM8558


PM590



Mantel 8114

CM8820
PM8535
DE168
CO723
CRV5068
Center:
CRV5066

CA8330




Mantel 8108

CM8820
CM8823

FR8953

CRV5078

FR8921



Mantel 8120

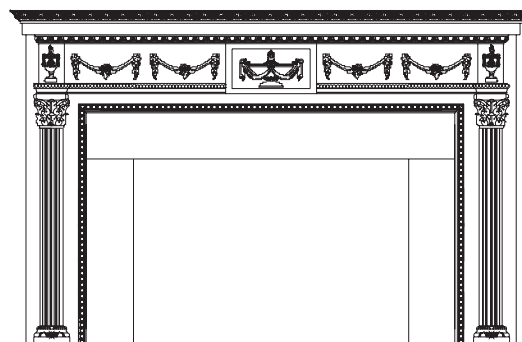
CM8840
Center:
CRV5048
PM8528

CRV5094

CO720

PM8546

CRV5147



Mantel 8123

CM8820
PM8535
CRV5070
Center:
CRV5060
CRV5063
CRV5133


CA327

BB8110

CRV5149


CREATE RANGEHOODS | Using mantel shelves and corbels.

IN-STOCK PRODUCTS




LEFT: CENTER PANEL

PM613, PM8538, PM610, CRV6070, CRV6052



LEFT: CENTER PANEL

PM8566, PM8540, PM613, CRV6070, KEY6067



LEFT: CENTER PANEL


PM8526, PM614, CRV6110, CRV6072, CRV5638


BELOW OPPOSITE: PANELLED WALL

PM8538, CRV6116, CRV6087, CRV6070, KEY6067, and other panel moulds


BELOW: WINDOW SURROUND | Rail & stile, flat panel with applied moulding

FR8965, KEY6065, CM8820, CRV5137, MLD5829, CRV5138 (jobsite modified), and other mouldings






WALL PANELS | PM8566,
PM8540, FR8968, CRV6070,
KEY6067, and other panel moulds




WALL PANELS | PM8538,
CRV6116, CRV6070, CRV6052,
CRV6078, and other panel moulds




WALL PANELS | PM8526,
CRV5641, CRV5643, CRV5614,
CRV5618, CRV6110, CRV5634,
CRV5075, and other panel moulds

CREATING ORNATE, DELICATE PANELS DIRECTLY ON WALLS




IN-STOCK PRODUCTS



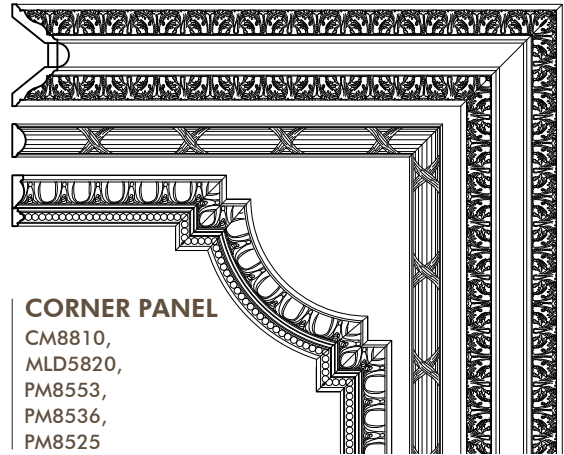

PANELLED CEILINGS

An ornamented ceiling can transform the look and feel of a room. Ceilings, being unencumbered by furniture, can become a grand canvas for an elaborated design.




CORNER PANEL

PM603, PM613, PM610,
CRV6052, CRV6070




CORNER PANEL

CM8810,
MLD5820,
PM8553,
PM8536,
PM8525




PANELLED CEILING

CRV6087,
CRV6072,
FR8966,
MED1534,
Plus various
detail mouldings



CORNER PANEL

PM8535, PM8525,
CRV5645, CRV5637, CRV5634



CENTER PANEL | Large Rinceau Scrolls


PM8536, BB160, PM613, FR8969

CREATING PANELLED CEILINGS

Ornate ceilings are created using panel moulds, corner, and center panel elements. Ceiling medallions offer focus and can also add elaboration, as seen on pages 186 & 187. Our Architectural Design Services can work with you on this design development.


CORNER PANEL

PM8536, PM613, CRV6089, CRV6072




CENTER PANEL | Drops

PM610, PM609, PM613, CRV6079




CORNER PANEL

PM603, PM613, CRV6116



CENTER PANEL | Keystone with Frieze

PM614, FR8985, PM614, KEY6067



CENTER PANEL | Medallion with Radiused Panel

PM609, PM610, PM609, CRV6052

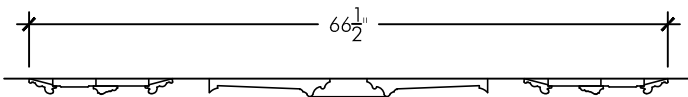

MEDALLION E | pg. 187

FR8982, CA8345, PM8563, KEY6067, CRV6050



CEILING MEDALLIONS • LARGE SCALE

IN-STOCK PRODUCTS

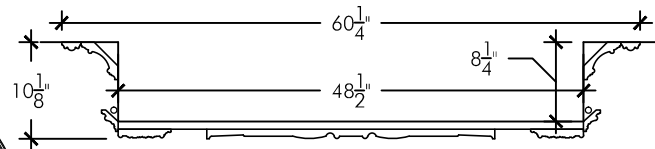



MEDALLION A

PM8571
FR8985
PM608
DS1X6
PM8571
MED1429

66 1/2" diameter

21 LF radius=33.4"
20 LF radius=30.8"
17 LF radius=26.5"
17 LF radius=26.3"
14 LF radius=21.3"
1 ea.

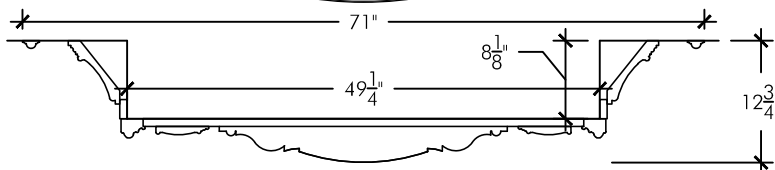



MEDALLION B

PM8520
CO711
CM8857
FR8954
MED1630

60 1/4" diameter

19 LF radius=30.1"
18 LF radius=28.1"
17 LF radius=26.0"
16 LF radius=24.3"
1 ea.



MEDALLION C

PM511
CM8809
DS1X2
BB8109
FR8965
MED1230

71" diameter

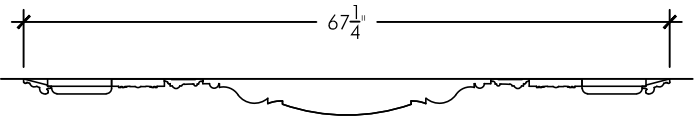
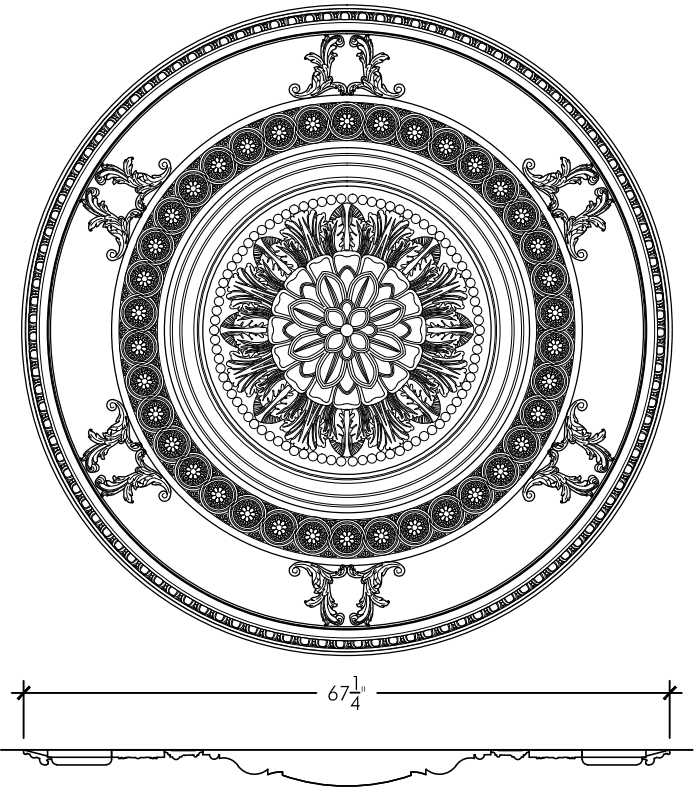
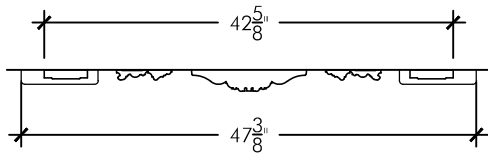

22 LF radius=35.5"
19 LF radius=30.8"
16 LF straight
16 LF radius=25.3"
14 LF radius=21.6"
1 ea.

MEDALLION D

PM8571
DS1X8
CRV6072
FR8981
CH600
MED1230

71" diameter

22 LF radius=33.9"
20 LF radius=31.2"
12 ea.
16 LF radius=24.5"
12 LF radius=19.0"
1 ea.

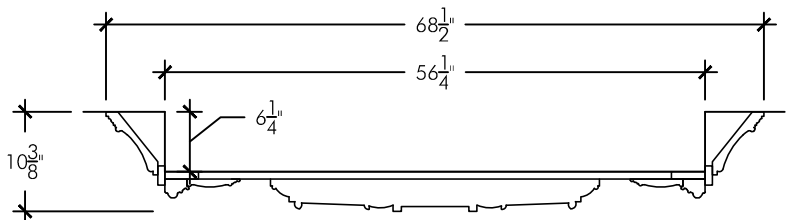



MEDALLION E

KEY6067
FR8982
CA8345
PM8563
CRV6050

42 5/8" diameter

4 ea.
10 LF radius=20.3"
9 LF radius=13.8"
7 LF radius=10.5"
1 ea.



MEDALLION F

CM8809
DS1X2
BB8109
FR8965
MED1534

68 1/2" diameter

21 LF radius=34.3"
18 LF straight
18 LF radius=28.1"
17 LF radius=25.6"
1 ea.

CURVED MOULDINGS

SOLID WOOD OR FLEXIBLE RESINS • MADE TO ORDER

INFORMATION I

- Solid wood curved mouldings can be manufactured for most of our profiles from in-stock hardwood. Please call your White River Sales Professionals for more information.
- Resin mouldings can be manufactured for crown, case, base, chairrail and panel mouldings. Resin mouldings can be painted or stained and will offer a cost savings over solid wood. Many mouldings on curved wall applications are only available in flexible resins.
- The maximum length of Resins is 12', minimum length is 5' and all resins are sold by the whole foot (no half feet).
- Resins can be used for interior and exterior work. When used as exterior trim, opulent applications can be applied with complete weatherability.
- Original resin moulds are cast from Poplar or Maple. See Price List for those available in Red Oak. Customer is responsible for mould charges if a specific profile has not been cast by White River.

INFORMATION TO ORDER CURVED MOULDINGS I

CASINGS I Solid Wood or Resins

- True half-circle - inside radius or diameter
- Arch (eyebrow or segment) - inside rise and span or template
- Ellipse - template only
- Profile number, species, lengths, and count

BACKBANDS I Solid Wood or Resins

- Radius on main casing that backband is to attach to
- Type of curve (arch, ellipse, or half-circle)
- Profile number, species, lengths, and count

BASEBOARDS I Resins only

- If baseboards are being used in baseboard applications or as part of a crown application on a wall, then baseboards do not need to be pre-cast to a radius. They are ordered as straight pieces and only total lineal footage is needed.
- If baseboards are used as casing or as part of a crown detail where they lay out on the ceiling (not on the wall) then the information under casing will be needed.

PANEL MOULDS I Solid Wood or Resins

- Solid wood panel mouldings can be manufactured for flat wall arch panels, clipped corners and paneled wall applications.
- If the panel mould is used with curved wall application, then straight resin moulding should be ordered.

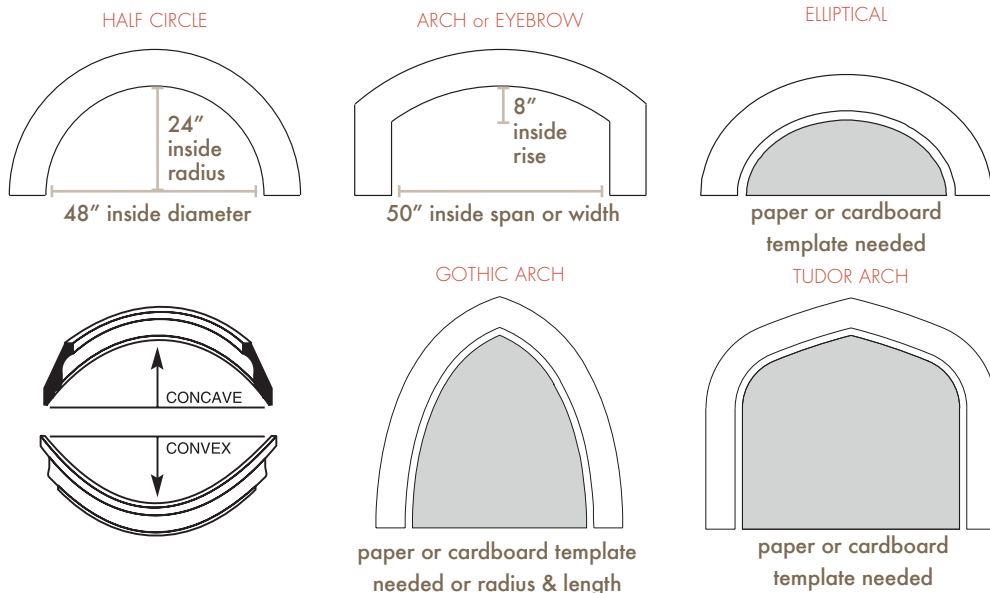
FINISHING RESIN MOULDINGS I Our resin mouldings are easy to install and finish. They are manufactured with a latex-based primer coat. This helps the finish to adhere to the profile. There are numerous finishes on the market, and many ways to apply them. There are also climatic reasons that can alter how finishes are applied and dry. Most of the time, resins can be finished with the same process as the finishing of hardwood mouldings. Please test a small sample to see that the finishes you are applying adhere.

CROWNS I Solid Wood or Resins

- Is wall concave or convex?
- Radius of wall
- Piece count and length of moulding needed (add for waste)
- Profile number, species, lengths, and count

LINEAL MOULDS, FRIEZES AND CHAIRRAILS I Resins only

- If these are used horizontally on curved walls then they will not need to be pre-cast. Only lineal footage is needed. To use as Casing, refer to Casing information.



MINIMUM RADIUS I

PROFILE WIDTH	MINIMUM RADIUS
1"	4" - 5"
2"	8" - 10"
3"	12" - 15"
4"	16" - 18"
5"	20" - 22"
6"	24" - 26"
7"	28" - 32"
8"	32" - 36"

NOTE I Every profile mould has limitations on how tight a radius it can be formed into. If your order includes a part that is a tight radius, check with your White River Sales Professional before writing the order.



PHOTOGRAPHY

This section offers 52 photographs of finished interiors and close-up detail. You can replicate these design solutions and view how various products and motifs look when designed and finished in the same room interior. For over 500 photographs and renderings of finished interiors, go to WhiteRiver.com > Gallery. WhiteRiver.com's online design information from our Design Gallery, Renderings, Design Services, Product Information and our E-Newsletter is located on page 68.

PHOTO | This beautifully hued master bedroom offers rich details, unique artistic styling, and a sitting area too! Embellished mouldings are the finishing touch, adding grandeur and tying the whimsy of the ceiling to the classic beauty and comfort of the room.

GALLERY

DESIGN SOLUTIONS



LEFT: Home theater with a richly carved cornice detail; LCD8146 19 1/2" h x 9" d

BELOW: Elegant cabinetry is richly proportioned with an oversized crown. The crown and other details set this cabinetry apart as a special piece of furniture. Crown details CM8809, CM8837, CRV5271, and rangehood RH6083.



ABOVE BOTTOM: Romantic details for a man's wardrobe and bath area. Crown details CR880, MLD5920, Pilasters - MLD5922, CRV5580, CRV5576



WhiteRiver.com | Over 500+ photos and renderings of finished interiors and cabinetry.

RIGHT: A lavish yet inviting master bedroom. Crown CM8812, FR8968.

BELOW: A living room that welcomes relaxation and congenial conversation. Crown coffer CM8809, crown perimeter of room CM8837, CM8859, FR8967, CRV5123, mantel CM8809, CRV5098.



ABOVE: Richly stained cornice and frieze comprise a beautiful entablature beam; CM8808 and FR8966.



BELOW: Traditional pilasters, with stately details, transform this gallery. Arched casings, and panel-work on the pilasters and ceiling, creates a finished appearance.



ABOVE BOTTOM: The Classical simplicity of the room makes the more elaborated grand mantel its focal point. Products specified: CRV5134, CRV5079, CRV5135, CRV5046, CRV5066, CRV5262.



WhiteRiver.com | Over 500+ photos and renderings of finished interiors and cabinetry.



BELOW: Woodcarvings are used to create an ornate mantel frame using CRV5050 and CRV5177.



ABOVE TOP: A deep coffered ceiling system with a unique layout graces this room. Crown CO670.

ABOVE BOTTOM: Panelled pedestals lend interesting details to large or important windows. Apron PM577, Base PM520, B403, PM529.





LEFT: Terrific design and implementation!
Products specified: CM8810, PM8546, PM8523, and CRV5160.

BELOW: Two-story, double cased openings are richly detailed and embellished using CM8810, PM8546, PM8523, CRV5160.



ABOVE TOP: CRV5657 creates an elegant panel above the entry doors.

ABOVE BOTTOM: Panelled arched opening leads to a grand ballroom, featuring a Corinthian arcaded window wall and a panelled ceiling with a frieze medallion.



WhiteRiver.com | Over 500+ photos and renderings of finished interiors and cabinetry.

RIGHT: An opulent octagonally coffered ceiling, sometimes called an Italian coffered ceiling, utilizes crown moulding, panel moulds, and rosettes. MED1512, CM8854, PM8541, CRV5079, MLD5876, CRV5166.

BELOW: This highly ornamented coffer system gives a rich texture to areas out of reach. CM8812, FR8921.



ABOVE TOP: A warm and masculine study gives the feeling of being transported to an English country manor. Crown in beams CM8808.

ABOVE BOTTOM: Petite coffers created using CM8780, PM8555, CRV5168.

GALLERY

DESIGN SOLUTIONS



LEFT: A simple mantel with robust ornament. Products specified: Frieze - FR8954; Corbel - CRV5230.

BELOW: These painted and stained cherry finishes make a great statement. Oversized 5" columns add support to island marble top. Products specified: Column, CC6300; Rangehood RH6083; Corbels CRV5097.



ABOVE TOP: Simple, elegant mantel is created using crown CR864, PM525, and fluted corbels CRV5094.

ABOVE BOTTOM: Using half columns that match the whole columns used on the island creates robust architectural features to beautifully detailed lower cabinet. Products specified: Half columns, CC6300H.



WhiteRiver.com | Over 500+ photos and renderings of finished interiors and cabinetry.

RIGHT: Rangehood supported by corbels CRV7038 and MLD7044.

BELOW: This kitchen blends the contemporary and traditional and features a bold rangehood with corbels, panels and crown mouldings. The central arched opening adds a traditional feel. Crown MLD7040.



ABOVE TOP: MLD7038 creates a finishing touch above a tiled backsplash.

ABOVE BOTTOM: Beautiful Art Nouveau inspired column, CLM7000 adds wonderful detail to this kitchen.

GALLERY

DESIGN SOLUTIONS



LEFT: Finished in gold, this proud mantel shelf uses CM8808, FR8968, CRV5051, CRV5177, and corbels CRV5091.

BELOW: This tailored mantel shelf displays a Vitruvian Wave frieze supported by imbricated corbels. Rising to an acanthus crown, petite double columns and capitals add rich, embellished details. Products specified: Mantel - FR8954, CRV5050, CRV5230; Crown - CM8812; Pilasters - CRV5500, CRV5530, MLD5820.



ABOVE TOP: This Classically-styled mantel shelf features CM8823, CRV5123, CRV5093, and corbels, CRV5097.

ABOVE BOTTOM: Bold corbels complement a variety of deeply carved detail on this handcarved mantel. The Greek urn is adorned by a delicate array of flowers, birds, and butterflies. MAN9012 featured.



WhiteRiver.com | Over 500+ photos and renderings of finished interiors and cabinetry.

RIGHT: Highly detailed, but tightly tailored, this richly stained mantel creates a focal point in the dining room. Mantel crown - CR810; Woodcarvings - CRV5250, CRV5592; Corbel - CRV5259.

BELOW: Commanding oversized mantel is stained and set against white panelled walls. Upper pilasters - CRV5131, CA325, CRV5132; Upper panel - CA8320, PM8536; Lower pilasters - CRV5097, PM8535; Mantel shelf - CM8810, FR8920, and CRV5046.



ABOVE TOP: Classic motifs enrich a noble mantel. Mantel shelf - CRV5063, CRV5070, CRV5060, PM5824, PM8535, CM8810; Pilasters - CRV5134, CRV5135, CA327.

ABOVE BOTTOM: Creating the details of an interior environment, this simple mantel shelf, set against an ashlar fireplace, showcases a candlestick collection. Corbels - CRV5210; Shelf - CM8858.

GALLERY

DESIGN SOLUTIONS



LEFT: The ultimate architectural element - curved beams merging with straight beams. Products specified: MLD5840, MLD5980, DS1x6, MLD5978.



BELOW: The Corinthian Order defines this library. Deeply fluted columns, exquisite cabinetry detail, custom palmette frieze, and handcarved mouldings on beams - all proportioned for visual delight. Product specified: for wide Palmette frieze RH6098. Beam profiles: MLD5840, MLD5980, MLD 5978.




ABOVE TOP: Tudor arch opening with deep paneled Cherry jambs. Products specified: CA390, BB157.

ABOVE BOTTOM: At a closer look, the major Corinthian Order is complemented by the fully expressed minor Corinthian Order that surrounds the cabinetry openings. Products specified for minor pilasters in custom full rounds are CRV5506, MLD5820, and CRV5530.



RIGHT: Custom griffin woodcarvings are 48" x 48" and add the finishing touch to the radiused corner panels when nesting within them.

BELOW: A luxuriously designed coffered ceiling dominates this room like a work of art holding the gaze of all who enter. Primary products specified: CM8809, CO704, FR8969, FR8967, Center medallion plaster MED1660



ABOVE TOP: This ceiling was developed by White River's Architectural Design Services team. The installation of blocking, framing, resins, and layers of mouldings is completed as the scaffolding is being taken down.

ABOVE BOTTOM: Meticulous attention to detail—paint and glazing choices and techniques enhance the embellishment. Products specified: MED1534, PM8525, FR8967, CM8809, CRV5078

INDEX

B400 - CLM6204H

PRODUCT	PAGE	PRODUCT	PAGE	PRODUCT	PAGE	PRODUCT	PAGE
B400	45	C1011	58	CA39	28	CLM10009	116
B401	45	C1201	59	CA390	42	CLM10011	116
B403	45	C1202	59	CA391	42	CLM10012	116
B416	45	C1203	59	CA392	42	CLM10013	116
B435	45	C1204	59	CA393	42	CLM10015	116
B442	45	C1205	59	CA397	52	CLM10016	112
B460	45	C1206	59	CA398	52	CLM10017	112
B462	45	C1207	59	CA399	52	CLM10018	112
B463	45	C1208	59	CA40	28	CLM10019	112
B464	45	C1209	59	CA41	28	CLM10020	112
B469	45	C1210	59	CA43	28	CLM10021	112
B470	46	C1211	59	CA45	28	CLM10022	114
B471	46	C901	57	CA47	28	CLM10023	114
B475	46	C902	57	CA8320	12	CLM10024	114
B476	46	C903	57	CA8322	12	CLM10025	114
B477	46	C904	57	CA8326	12	CLM10026	114
BA42	32	C905	57	CA8330	12	CLM10027	114
BA43-C	32	C906	57	CA8336	12	CLM10028	113
BA44	32	C907	57	CA8338	12	CLM10029	113
BA46	32	C908	57	CA8340	12	CLM10030	113
BA47	32	C909	57	CA8342	12	CLM10031	113
BA48	32	C910	57	CA8344	12	CLM10032	113
BA497	52	C911	57	CA8345	12	CLM10033	113
BA498	52	C912	57	CA8346	13	CLM10034	110
BA499	52	C913	57	CA8347	13	CLM10034H	110
BA8440	14	CA280	40	CA8348	13	CLM10035	110
BA8442	14	CA281	40	CA8349	13	CLM10035H	110
BA8444	14	CA282	40	CA8350	13	CLM10036	110
BB15	28	CA284	40	CC6300	88	CLM10036H	110
BB153	43	CA285	40	CC6300H	88	CLM10045	110
BB155	43	CA30	28	CC6310	88	CLM10045H	110
BB156	43	CA300	41	CC6310H	88	CLM10046	110
BB157	43	CA302	41	CC6320	88	CLM10046H	110
BB158	43	CA31	28	CC6320H	88	CLM10047	110
BB159	43	CA322	41	CC6326	88	CLM10047H	110
BB160	43	CA323	41	CC6326H	88	CLM10056	111
BB162	43	CA324	41	CC6330	88	CLM10057	111
BB17	28	CA325	41	CC6330H	88	CLM10058	111
BB8100	13	CA326	41	CC6331	88	CLM10059	115
BB8100-B	13	CA327	41	CC6331H	88	CLM10060	115
BB8101	13	CA328	41	CDS1X4	44	CLM10061	115
BB8102	13	CA329	41	CDS1X6	44	CLM10062	115
BB8108	13	CA335	41	CH600	43	CLM10063	115
BB8109	13	CA342	41	CH601	43	CLM10064	115
BB8110	13	CA344	42	CH610	43	CLM10065	115
BB8111	13	CA36	28	CH640	43	CLM10066	117
BB8122	13	CA360	42	CH650	43	CLM10067	117
BS126	49	CA362	42	CH659	43	CLM10068	117
C1001	58	CA363	42	CH689	43	CLM6200	90
C1002	58	CA364	42	CH690	43	CLM6200H	90
C1003	58	CA365	42	CH693	43	CLM6201	90
C1004	58	CA366	42	CLM10000	116	CLM6201H	90
C1005	58	CA37	28	CLM10001	116	CLM6202	90
C1006	58	CA38	28	CLM10003	116	CLM6202H	90
C1007	58	CA380	42	CLM10004	116	CLM6203	90
C1008	58	CA382	42	CLM10005	116	CLM6203H	90
C1009	58	CA388	42	CLM10007	116	CLM6204	90
C1010	58	CA389	42	CLM10008	116	CLM6204H	90

PRODUCT	PAGE	PRODUCT	PAGE	PRODUCT	PAGE	PRODUCT	PAGE
CLM6205	90	CM84	27	CO683	35	COR10077	114
CLM6205H	90	CM85	27	CO684	35	COR10078	114
CLM6206	90	CM86	27	CO686	35	COR10079	114
CLM6206H	90	CM87	27	CO687	35	COR10080	114
CLM6208	90	CM8780	4	CO693	35	COR10081	114
CLM6208H	90	CM8781	4	CO694	35	COR10082	114
CLM6209	89	CM8782	4	CO695	35	COR10083	114
CLM6209H	89	CM8783	4	CO698	35	COR10084	113
CLM6210	89	CM8784	4	CO701	35	COR10085	113
CLM6210H	89	CM8785	4	CO702	36	COR10086	113
CLM6211	89	CM8786	4	CO703	36	COR10087	113
CLM6211H	89	CM8790	4	CO704	36	COR10088	113
CLM6212	89	CM88	27	CO705	36	COR10089	113
CLM6212H	89	CM8801	5	CO707	36	COR10090	113
CLM6213	89	CM8808	5	CO708	36	COR10091	113
CLM6213H	89	CM8809	5	CO709	36	COR10092	113
CLM6214	89	CM8810	5	CO711	36	COR10093	113
CLM6214H	89	CM8812	5	CO713	36	COR10094	113
CLM6222	89	CM8820	5	CO715	36	COR10095	113
CLM6226	90	CM8823	5	CO716	36	COR10096	113
CLM6226H	90	CM8825	6	CO720	36	COR10097	113
CLM6228	90	CM8826	6	CO723	36	COR10098	113
CLM6228H	90	CM8827	6	CO730	36	COR10099	113
CLM6230	90	CM8830	6	COR10042	116	COR10100	113
CLM6230H	90	CM8834	6	COR10043	116	COR10101	110
CLM6232	89	CM8837	6	COR10044	116	COR10102	110
CLM6232H	89	CM8840	6	COR10045	116	COR10103	110
CLM6234	89	CM8850	6	COR10046	116	COR10104	110
CLM6234H	89	CM8852	6	COR10047	112	COR10105	110
CLM6236	89	CM8853	7	COR10048	112	COR10106	111
CLM6236H	89	CM8854	7	COR10049	112	COR10107	111
CLM7000	107	CM8856	7	COR10050	112	COR10108	111
CLM7000H	107	CM8857	7	COR10051	112	COR10109	111
CLM7002	107	CM8858	7	COR10052	112	COR10110	111
CLM7002H	107	CM8859	7	COR10053	112	COR10111	115
CLM7004	106	CM8860	7	COR10054	112	COR10112	115
CLM7004H	106	CM8861	7	COR10055	112	COR10113	115
CLM7006	106	CM8862	7	COR10056	112	COR10114	115
CLM7006H	106	CM8863	7	COR10057	112	COR10115	115
CLM7008	105	CM8864	7	COR10058	112	COR10116	115
CLM7008H	105	CM8865	7	COR10059	112	COR10117	115
CLM7010	105	CM89	27	COR10060	112	COR10118	115
CLM7010H	105	CM90	27	COR10061	112	COR10119	115
CLM7012	106	CM93	27	COR10062	112	COR10120	115
CLM7016	108	CM94	27	COR10063	112	COR10121	115
CM69	26	CM95	27	COR10064	114	COR10122	115
CM70	26	CM96	27	COR10065	114	COR10123	115
CM71	26	CO670	34	COR10066	114	COR10124	115
CM72	26	CO671	34	COR10067	114	COR10125	115
CM73	26	CO673	34	COR10068	114	COR10126	115
CM74	26	CO674	34	COR10069	114	COR10127	115
CM75	26	CO675	34	COR10070	114	COR10128	115
CM76	26	CO676	34	COR10071	114	COR10129	115
CM77	26	CO677	34	COR10072	114	CP6240	90
CM80	26	CO678	34	COR10073	114	CP6242	90
CM81	26	CO679	34	COR10074	114	CP6244	90
CM82	27	CO680	35	COR10075	114	CP6246	90
CM83	27	CO681	35	COR10076	114	CP6248	90

INDEX

CP6250 - CRV5596

PRODUCT	PAGE	PRODUCT	PAGE	PRODUCT	PAGE	PRODUCT	PAGE
CP6250	90	CRV5053	98	CRV5137	84	CRV5284	80
CR13	18	CRV5055	98	CRV5138	84	CRV5285	80
CR14	18	CRV5058	98	CRV5139	97	CRV5286	80
CR61	29	CRV5060	98	CRV5141	97	CRV5287	80
CR63-A	29	CRV5063	98	CRV5143	97	CRV5288	80
CR64	29	CRV5065	97	CRV5160	87, 99	CRV5289	80, 96
CR65	29	CRV5066	85, 97	CRV5164	87, 99	CRV5290	76
CR66	29	CRV5067	85, 97	CRV5166	99	CRV5291	78
CR67	29	CRV5068	85, 97	CRV5168	87, 99	CRV5292	76
CR68	29	CRV5069	98	CRV5169	87, 99	CRV5293	76
CR69	29	CRV5070	98	CRV5172	99	CRV5294	78
CR70	29	CRV5071	98	CRV5173	99	CRV5494	82
CR72	29	CRV5072	98	CRV5177	99	CRV5495	82
CR800	37	CRV5073	99	CRV5178	87, 99	CRV5496	82
CR801	37	CRV5074	99	CRV5179	87, 99	CRV5497	82
CR802	37	CRV5075	85, 99	CRV5181	99	CRV5498	82
CR806	37	CRV5077	99	CRV5183	99	CRV5499	82
CR810	37	CRV5078	99	CRV5185	99	CRV5500	82
CR820	37	CRV5079	85, 99	CRV5187	99	CRV5502	82
CR830	37	CRV5087	99	CRV5191	99	CRV5504	82
CR840	37	CRV5089	99	CRV5192	99	CRV5506	82
CR841	37	CRV5090	99	CRV5193	99	CRV5508	82
CR850	37	CRV5091	95	CRV5194	99	CRV5510	82
CR860	37	CRV5092	96	CRV5195	98	CRV5512	82
CR862	38	CRV5093	99	CRV5197	99	CRV5514	82
CR864	38	CRV5094	96	CRV5198	99	CRV5516	82
CR866	38	CRV5095	50, 95	CRV5205	95	CRV5518	83
CR872	38	CRV5097	79, 95	CRV5210	95	CRV5520	83
CR880	38	CRV5098	79, 95	CRV5216	96	CRV5522	83
CR881	38	CRV5099	50, 95	CRV5218	96	CRV5524	83
CR882	38	CRV5100	78, 94	CRV5220	96	CRV5526	83
CR891	38	CRV5101	77	CRV5226	96	CRV5527	83
CR892	52	CRV5102	77	CRV5228	96	CRV5528	83
CR894	52	CRV5103	77	CRV5230	96	CRV5529	83
CR896	52	CRV5104	77	CRV5236	94	CRV5530	83
CR897	52	CRV5105	80, 96	CRV5238	94	CRV5532	83
CR898	52	CRV5108	77	CRV5240	94	CRV5534	83
CR899	52	CRV5109	80, 96	CRV5250	78, 94	CRV5536	83
CRV5020	86, 98	CRV5110	78, 94	CRV5253	78, 94	CRV5538	83
CRV5022	86, 98	CRV5112	78, 94	CRV5256	78, 94	CRV5540	83
CRV5024	86, 98	CRV5113	77, 94	CRV5257	78	CRV5542	83
CRV5026	98	CRV5114	77, 94	CRV5259	78, 94	CRV5544	83
CRV5028	98	CRV5115	77, 94	CRV5260	79	CRV5546	83
CRV5030	98	CRV5116	77, 94	CRV5261	79	CRV5568	87
CRV5032	86, 98	CRV5117	77, 94	CRV5262	79	CRV5570	87
CRV5034	86, 98	CRV5119	79	CRV5263	79	CRV5572	87
CRV5036	86, 98	CRV5120	95	CRV5264	79	CRV5574	87
CRV5038L	86, 98	CRV5121	95	CRV5265	79	CRV5576	87
CRV5038R	86	CRV5123	95	CRV5266	79	CRV5578	87
CRV5040	97	CRV5125	79, 95	CRV5267	79	CRV5580	84
CRV5043	97	CRV5126	80, 95	CRV5270	79	CRV5582	84
CRV5044	97	CRV5127	95	CRV5271	79	CRV5584	87
CRV5046	85, 97	CRV5128	97	CRV5272	79	CRV5586	87
CRV5047	85	CRV5129	97	CRV5273	79	CRV5588	87
CRV5048	85, 97	CRV5131	84, 97	CRV5280	80	CRV5590	87
CRV5049	85, 97	CRV5132	84, 97	CRV5281	80	CRV5592	87
CRV5050	97	CRV5134	84, 97	CRV5282	80	CRV5594	87
CRV5051	97	CRV5135	84, 97	CRV5283	80	CRV5596	87

PRODUCT	PAGE	PRODUCT	PAGE	PRODUCT	PAGE	PRODUCT	PAGE
CRV5604	77	CRV6092	102	CRV7098	109	FR8971	10
CRV5606	77	CRV6093	102	CRV7100	109	FR8975	10
CRV5608	77	CRV6097	102	CRV7102	109	FR8980	11
CRV5610	77	CRV6098	102	CRV7104	104	FR8981	11
CRV5612	77	CRV6099	102	CRV7106	104	FR8982	11
CRV5614	87	CRV6110	103	CRV7110	104	FR8983	11
CRV5616	87	CRV6112	103	CRV7114	104	FR8985	11
CRV5618	87	CRV6116	103	CRV7118	104	FT10000	116
CRV5620	87	CRV6118	103	CRV7120	104	FT10001	116
CRV5621	78	CRV7000	104, 108	CRV7122	104	FT10002	116
CRV5622	78	CRV7002	108	CRV7130	104	FT10003	116
CRV5624	78	CRV7004	108	CTY1230	22	FT10004	112
CRV5626	78	CRV7006	108	CTY1234	22	FT10005	112
CRV5627	85	CRV7008	108	CTY1238	22	FT10006	112
CRV5628	86	CRV7010	108	CTY1242	22	FT10007	112
CRV5629	85	CRV7012	104	CTY1246	22	FT10008	114
CRV5630	85	CRV7014	104	CTY1250	23	FT10009	114
CRV5631	86	CRV7016	104	CTY1254	23	FT10010	113
CRV5632	86	CRV7018	106	CTY1258	23	FT10011	113
CRV5633	86	CRV7020	106	CTY1262	23	FT10012	113
CRV5634	85	CRV7022	107	DE168	39	FT10013	110
CRV5635	86	CRV7024	106	DE169	39	FT10014	110
CRV5636	86	CRV7026	107	DE170	39	FT10015	110
CRV5637	86	CRV7028	107	DE171	39	FT10016	111
CRV5638	86	CRV7030	105	DE172	39	FT10017	111
CRV5639	86	CRV7032	105	DE173	39	FT10018	111
CRV5640	86	CRV7034	105	DE180	39	FT10019	115
CRV5641	86	CRV7036	109	DH190	44	FT10020	115
CRV5642	87	CRV7038	109	DH99	32	FT10021	115
CRV5643	86	CRV7040	109	DS100	49	FT10022	115
CRV5644	86	CRV7042	104	DS110	49	FT10023	115
CRV5645	85	CRV7044	104	DS111	49	FT10024	115
CRV5647	85	CRV7046	104	DS1X10	44	FT10025	117
CRV5649	85	CRV7048	104	DS1X12	44	FT10026	117
CRV5651	87	CRV7050	108	DS1X2	44	FT10027	117
CRV5653	87	CRV7052	108	DS1X4	44	FT10028	117
CRV5655	87	CRV7054	108	DS1X6	44	FT10029	117
CRV5657	85	CRV7056	108	DS1X8	44	FT10030	117
CRV5659	86	CRV7058	108	FR15	18	FT10031	117
CRV5661	85	CRV7060	108	FR8920	8	FT10032	117
CRV5667	88	CRV7062	106	FR8921	8	FT10033	117
CRV5669	88	CRV7064	106	FR8922	8	FT10034	117
CRV5700	88	CRV7066	106	FR8923	8	FT10035	117
CRV5702	88	CRV7068	106	FR8940	8	FT10036	117
CRV5704	88	CRV7070	106	FR8950	8	FT10037	117
CRV6050	100	CRV7072	106	FR8953	8	FT6260	91
CRV6052	100	CRV7074	107	FR8954	8	FT6262	91
CRV6058	100	CRV7076	107	FR8955	8	FT6264	91
CRV6059	100	CRV7078	107	FR8956	9	FT6266	91
CRV6070	100	CRV7080	105	FR8957	9	FT6270	91
CRV6072	100	CRV7082	105	FR8958	9	FT6272	91
CRV6078	101	CRV7084	105	FR8960	9	FT6274	91
CRV6079	101	CRV7086	105	FR8965	9	FT6276	91
CRV6082	101	CRV7088	105	FR8966	9	FT6276H	91
CRV6084	101	CRV7090	105	FR8967	9	FT6278	91
CRV6087	102	CRV7092	109	FR8968	10	FT6278H	91
CRV6089	102	CRV7094	109	FR8969	10	FT6280	91
CRV6091	102	CRV7096	109	FR8970	10	FT6280H	91

INDEX

FT6282 - LCD8509

PRODUCT	PAGE	PRODUCT	PAGE	PRODUCT	PAGE	PRODUCT	PAGE
FT6282	91	LCD3313	146	LCD6149	143	LCD8166	171
FT6282H	91	LCD3315	147	LCD6151	156	LCD8168	171
FT6284	91	LCD3318	148	LCD6212	145	LCD8170	171
FT6284H	91	LCD3322	152	LCD6215	166	LCD8172	171
FT6286	91	LCD3330	158	LCD6300	134	LCD8174	171
FT6286H	91	LCD3332	158	LCD6301	134	LCD8176	171
FT6288	91	LCD3333	160	LCD6302	135	LCD8178	172
FT6290	91	LCD3334	162	LCD6304	136	LCD8180	172
FT6290H	91	LCD3335	162	LCD6305	136	LCD8182	172
FT6291	91	LCD3337	164	LCD6307	136	LCD8184	172
FT6291H	91	LCD3338	164	LCD6309	137	LCD8186	172
FT6292	91	LCD3340	166	LCD6310	137	LCD8188	172
FT6292H	91	LCD3341	166	LCD6311	137	LCD8190	173
FT6293	91	LCD4026	145	LCD6313	138	LCD8192	173
FT6293H	91	LCD4032	154	LCD6314	142	LCD8194	173
FT6294	91	LCD4036	154	LCD6315	143	LCD8196	173
FT6294H	91	LCD4040	144	LCD6317	148	LCD8209	166
FT6295	91	LCD4041	142	LCD6318	152	LCD8215	146
FT6295H	91	LCD4055	142	LCD6320	152	LCD8224	146
FT7000	106	LCD4065	144	LCD6330	159	LCD8227	166
FT7002	106	LCD4067	152	LCD6332	159	LCD8230	166
FT7004	107	LCD4071	153	LCD6334	161	LCD8251	144
FT7006	109	LCD4077	140	LCD8033	151	LCD8252	5
FT7010	106	LCD4100	161	LCD8034	153	LCD8300	54
FT7010H	106	LCD4110	161	LCD8048	151	LCD8303	54
KEY031	51	LCD4130	165	LCD8070	154	LCD8306	54
KEY032	51	LCD4203	156	LCD8071	154	LCD8310	55
KEY033	51	LCD4300	136	LCD8072	143	LCD8313	55
KEY034	51	LCD4305	137	LCD8073	142	LCD8316	55
KEY6065	100	LCD4307	138	LCD8075	152	LCD8320	56
KEY6067	100	LCD4309	146	LCD8078	154	LCD8323	56
LBB007	50	LCD4310	153	LCD8079	153	LCD8326	56
LBB008	50	LCD4320	158	LCD8081	155	LCD8330	57
LBB009	50	LCD4322	160	LCD8082	153	LCD8333	57
LBRO11	51	LCD4324	162	LCD8085	155	LCD8336	57
LCB040	50	LCD4325	162	LCD8088	151	LCD8340	58
LCB041	50	LCD4327	166	LCD8091	155	LCD8343	58
LCB042	50	LCD4330	143	LCD8092	154	LCD8346	58
LCD3031	154	LCD4332	143	LCD8093	155	LCD8350	59
LCD3034	153	LCD4338	160	LCD8094	142	LCD8353	59
LCD3045	155	LCD6031	154	LCD8097	144	LCD8356	59
LCD3047	155	LCD6035	152	LCD8099	152	LCD8360	150
LCD3055	142	LCD6036	154	LCD8102	152	LCD8369	150
LCD3056	143	LCD6039	153	LCD8136	168	LCD8378	150
LCD3060	153	LCD6042	144	LCD8138	168	LCD8387	150
LCD3062	152	LCD6062	151	LCD8140	168	LCD8396	150
LCD3064	152	LCD6065	148	LCD8142	168	LCD8405	150
LCD3100	165	LCD6069	153	LCD8144	169	LCD8408	164
LCD3110	157	LCD6073	152	LCD8146	169	LCD8500	134
LCD3130	165	LCD6075	144	LCD8148	169	LCD8501	134
LCD3203	149	LCD6110	158	LCD8150	169	LCD8502	134
LCD3206	156	LCD6115	162	LCD8152	169	LCD8503	135
LCD3209	145	LCD6141	165	LCD8154	170	LCD8504	135
LCD3212	148	LCD6143	143	LCD8156	170	LCD8505	136
LCD3300	134	LCD6144	157	LCD8158	170	LCD8506	136
LCD3306	142	LCD6145	156	LCD8160	170	LCD8507	136
LCD3310	143	LCD6147	165	LCD8162	170	LCD8508	137
LCD3311	146	LCD6148	164	LCD8164	170	LCD8509	137

PRODUCT	PAGE	PRODUCT	PAGE	PRODUCT	PAGE	PRODUCT	PAGE
LCD8510	137	LCD8591	162	MLD5818	82	MLD5966	74
LCD8511	137	LCD8592	162	MLD5819	82	MLD5968	74
LCD8512	138	LCD8594	163	MLD5820	82	MLD5970	74
LCD8513	138	LCD8595	163	MLD5822	82	MLD5972	74
LCD8514	138	LCD8596	163	MLD5824	82	MLD5974	74
LCD8515	138	LCD8598	164	MLD5825	84	MLD5975	75
LCD8516	138	LCD8599	164	MLD5827	84	MLD5976	74
LCD8520	142	LCD8600	164	MLD5829	84	MLD5978	74
LCD8521	142	LCD8601	164	MLD5830R	84	MLD5979	75
LCD8522	143	LCD8603	165	MLD5830T	84	MLD5980	75
LCD8523	145	LCD8604	165	MLD5832R	84	MLD5982	75
LCD8524	145	LCD8605	165	MLD5832T	84	MLD5986	75
LCD8525	145	LCD8606	166	MLD5839	72	MLD6000	75
LCD8526	146	LCD8607	167	MLD5840	72	MLD6002	75
LCD8527	146	LCD8609	167	MLD5842	72	MLD6004	75
LCD8528	147	LCD8610	167	MLD5844	72	MLD6005	75
LCD8529	147	LCD8611	167	MLD5846	72	MLD6006	75
LCD8530	147	LM90	29	MLD5848	72	MLD6007	75
LCD8531	147	LM91	29	MLD5860	72	MLD6018	75
LCD8532	147	LM92	29	MLD5864	72	MLD6020	75
LCD8533	148	MAN9012	118	MLD5866	72	MLD6022	75
LCD8534	148	MAN9015	118	MLD5867	72	MLD6024	75
LCD8535	148	MAN9018	119	MLD5868	72	MLD6026	75
LCD8538	149	MAN9021	119	MLD5869	72	MLD6028	75
LCD8539	149	MAN9030	120	MLD5870	75	MLD6030	75
LCD8540	149	MAN9033	120	MLD5872	75	MLD7000	105
LCD8541	149	MAN9035	120	MLD5874	75	MLD7002	105
LCD8542	149	MAN9036	120	MLD5876	75	MLD7004	105
LCD8543	149	MAN9039	121	MLD5900	73	MLD7006	108
LCD8544	149	MAN9042	121	MLD5902	73	MLD7008	108
LCD8548	151	MB189	39	MLD5903	73	MLD7010	106
LCD8550	152	MB191	39	MLD5905	73	MLD7012	106
LCD8552	153	MB192	39	MLD5910	73	MLD7014	107
LCD8554	154	MDF1X12M	52	MLD5912	73	MLD7016	107
LCD8560	156	MDF1X6M	52	MLD5914	73	MLD7018	109
LCD8561	156	MDF1X8M	52	MLD5915	73	MLD7020	109
LCD8562	156	MED 1230	24	MLD5916	73	MLD7028	106
LCD8564	157	MED 1429	24	MLD5917	73	MLD7030	106
LCD8566	157	MED 1512	24	MLD5918	73	MLD7032	106
LCD8567	157	MED 1516	24	MLD5920	73	MLD7034	106
LCD8568	157	MED 1534	24	MLD5922	73	MLD7036	106
LCD8570	158	MED 1630	24	MLD5924	73	MLD7038	109
LCD8571	158	MED 1632	24	MLD5926	73	MLD7040	109
LCD8572	158	MED 1660	24	MLD5928	73	MLD7042	109
LCD8573	158	MLD5616	75, 87	MLD5940	74	MLD7044	109
LCD8574	159	MLD5667	72, 76	MLD5942	74	MLD7046	109
LCD8575	159	MLD5669	72, 76	MLD5944	74	MLD7048	105
LCD8577	159	MLD5792	75, 82	MLD5946	74	MLD7050	105
LCD8578	159	MLD5796	75, 82	MLD5948	74	MLD7052	105
LCD8579	159	MLD5798	75	MLD5949	74	MLD7054	105
LCD8581	160	MLD5800	75, 82	MLD5950	74	MLD7056	105
LCD8582	160	MLD5802	75, 82	MLD5952	74	MLD7058	107
LCD8583	160	MLD5804	75, 82	MLD5954	74	MLD7060	107
LCD8585	160	MLD5808	82	MLD5956	74	MLD7062	107
LCD8586	161	MLD5809	82	MLD5958	74	MLD7064	107
LCD8587	161	MLD5810	82	MLD5960	74	MLD7066	107
LCD8588	161	MLD5812	82	MLD5962	74	MLD7068	108
LCD8590	162	MLD5814	82	MLD5964	74	MLD7070	108

INDEX

MLD7072 - VAL6406

PRODUCT	PAGE	PRODUCT	PAGE	PRODUCT	PAGE	PRODUCT	PAGE
MLD7072	108	PM484	48	PM657	52	RH6083	92
MLD7074	108	PM485	48	PM659	52	RH6086	93
MLD7076	108	PM50	31	PM70	31	RH6089	93
MM187	44	PM500	48	PM71	31	RH6092	93
MM195	44	PM505	48	PM72	31	RH6095	93
MOD1001	58	PM511	48	PM73	31	RH6098	93
MOD1002	58	PM52	31	PM74	31	ROS158	51
MOD1201	59	PM520	48	PM8511	15	ROS159	51
MOD1202	59	PM521	48	PM8520	15	ROS160	51
MOD901	57	PM525	48	PM8522	15	ROS161	51
MOD902	57	PM526	48	PM8523	15	ROS162	51
OS101	49	PM527	48	PM8524	15	ROS163	51
OS102	49	PM529	48	PM8525	15	ROS164	51
PB170	51	PM530	48	PM8526	15	ROS165	51
PB171	51	PM535	48	PM8527	15	ROS166	51
PB183	51	PM537	48	PM8528	15	ROS167	51
PB185	51	PM538	48	PM8529	15	ROS168	51
PB186	51	PM539	48	PM8530	15	ROS169	51
PB187	51	PM54	31	PM8532	15	SBB003	50
PB192	51	PM540	48	PM8533	15	SBB004	50
PB193	51	PM55	31	PM8535	15	SBB005	50
PB200	51	PM553	49	PM8536	15	SCB045	50
PB202	51	PM560	49	PM8537	16	SCB046	50
PB203	51	PM561	49	PM8538	16	SCB047	50
PB204	51	PM569	49	PM8540	16	T1001	55
PB205	51	PM56-B	31	PM8541	16	T1002	55
PB206	51	PM57	31	PM8545	16	T1003	55
PED283	40	PM570	49	PM8546	16	T1004	55
PED284	40	PM577	49	PM8552	16	T1201	56
PED285	40	PM58	31	PM8553	16	T1202	56
PED287	40	PM580	49	PM8555	16	T1203	56
PED288	40	PM582	49	PM8557	16	T1204	56
PED5663	76	PM585	49	PM8558	16	T1205	56
PED5665	76	PM586	49	PM8560	17	T901	54
PED5667	76	PM59	31	PM8561	17	T902	54
PED5669	76	PM590	49	PM8562	17	T903	54
PED5671	76	PM593	49	PM8563	17	T904	54
PED5673	76	PM595	49	PM8564	17	T905	54
PM02	30	PM597	49	PM8565	17	TC120	44
PM03	30	PM598	49	PM8566	17	TC140	44
PM07	30	PM602	47	PM8567	17	TC150	44
PM08	30	PM603	47	PM8568	17	VAL6400	88
PM09	30	PM604	47	PM8569	17	VAL6402	88
PM10	30	PM605	47	PM8570	17	VAL6404	88
PM11	30	PM608	47	PM8571	17	VAL6406	88
PM12	30	PM609	47	PM8572	16		
PM14	30	PM610	47	PM8573	17		
PM16	18	PM611	47	PM8577	17		
PM20	30	PM612	47	PM8580	17		
PM22	30	PM613	47	PS289	40, 47		
PM22PL	30	PM614	47	PS290	40, 47		
PM23B	30	PM615	47	QR105	49		
PM24	30	PM616	47	RE104	49		
PM25	30	PM617	47	RE107	49		
PM27	31	PM618	47	RH6071	92		
PM29	31	PM619	47	RH6074	92		
PM480	48	PM620	47	RH6077	92		
PM482	48	PM622	47	RH6080	92		

IN-STOCK PRODUCTS | Our complete line of hardwood mouldings is in-stock in Poplar for prompt shipment. Red Oak mouldings are in-stock in selected profiles and are noted per profile. Our Authentic Hand-Carved® woodcarvings and Mantels are in-stock in Lindenwood, and our Adornments™ are In-Stock in American Maple and Cherry. Resins show pricing if molds have been made. Unpriced resins indicate that an original mold has not yet been created, and customer will be subject to the mold charge. LCD's are priced as units, but identified and shipped as individual mouldings in random long lengths.

SPECIFIED LENGTHS | There is an upcharge for specified lengths. The customer also pays for additional footage needed to pull specified-length orders. See specifications under each moulding category on price list.


RETURNS | Stock mouldings cannot be returned without prior approval. Call for an RGA number and clearly mark the outside of package(s) with that number. Mouldings will not be credited that are (1) marked on, (2) modified in any way, (3) exposed to excessive sun or moisture, (4) have sheetrock mud, primer, stain or job-site damage. For stock mouldings to receive credit, mouldings must be in resalable condition. Returns are F.O.B. buyer and are subject to a 20% restocking charge. Loose mouldings will be accepted only if they are 8' or longer, unless in original plastic covering. No returns allowed after 60 days from date of invoice. After 60 days, if the return is allowed at White River's discretion, the restocking charge will increase by 10% per month. White River has the right to refuse any return. All carvings must be in original packaging or still carded with seal unbroken. White River ABSOLUTELY will not accept carded carvings that have been opened. See return policy on price list.

FREIGHT CHARGES | All items shown are stock items, shipped F.O.B. from our manufacturing and warehouse facilities in Fayetteville, Arkansas. Our minimum LTL charge is \$100 and the minimum FedEx charge is \$15. There is no minimum order. Remember to take into consideration minimum freight and specified-length charges, especially for small FedEx orders. For Residential LTL Deliveries, there is an additional \$86 freight charge, \$45 call charge and a lift gate charge based on the weight of the order. White River must receive a signed authorization for Residential and Lift Gate Estimated Charges. White River will estimate freight charges as accurately as possible, but customers are responsible for final freight charges. Orders may be shipped via FedEx Ground if lengths are 8' or shorter. An additional \$10 charge will apply to FedEx Residential Deliveries.

FREIGHT RESIN ORDERS | All resin orders will have freight charges added to the invoice. Resin Orders ship directly to the customer and do not ship with other orders coming from Fayetteville. Resin ships UPS Ground.

WARRANTY | White River's hardwood mouldings are manufactured from clear, kiln-dried, hardwood lumber. All lumber is NHLA graded and dried to 6-8% moisture content. Our hardwood mouldings are produced from lumber that is 65% 12'-16' lengths, allowing us to produce stock mouldings in long lengths (overall 3'-16'). Our hardwood mouldings are precision machined with Weinig Moulders using Weinig Knife Tooling.

CUSTOM MOULDINGS | Custom mouldings involve modification of stock moulding, other wood species, restoration millwork and tooling for new patterns. All tooling is done on-site. Custom mouldings require a deposit and are non-returnable. Please state lineal footage per profile, species and random or specified lengths. Specified lengths are considerably higher and take longer. We also manufacture radius casing, crowns and other profiles from our various collections.



www.WhiteRiver.com For End-To-End Design Solutions
20-20 Technologies Downloads • CAD • Online Catalogues
1.800.558.0119 • 479.442.6986 • Fax 479.444.0406 • E-mail info@WhiteRiver.com

40 Years of Millwork Excellence

White River[™]
HARDWOODS • WOODWORKS, INC.

Beautifully Made | Made Easy

The image features a close-up, low-angle view of ornate, light-colored millwork against a dark background. The millwork consists of a horizontal beam with a series of rectangular panels, each containing a circular, floral-patterned medallion. Below the beam is a vertical post with a decorative, circular motif. The lighting highlights the texture and depth of the carvings.

FOR THE LOVE OF BEAUTIFUL MILLWORK
BEAUTIFULLY MADE • MADE EASY
WHITERIVER.COM (800) 558-0119